


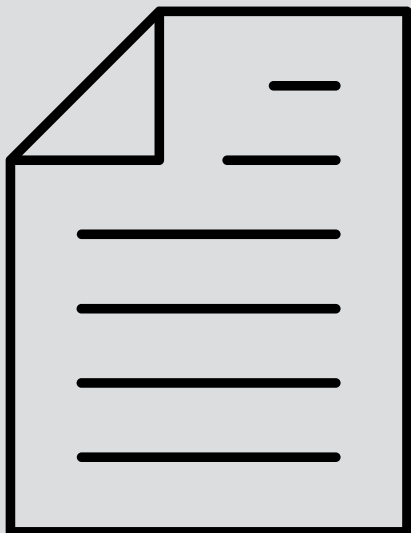
Grade 1



TERM 3









HL ENG








WORKSHEET

PACK





MONDAY ACTIVITY 1

	LOOK & SAY	stay	safe	always	near	place
	SOUND OUT	fat	run	rat	quick	
		will	jog	fox	red	
	READ	The rat is quick. The fat rat is quick. The rat will not jog. The quick rat will not jog. The rat will run. The quick rat will run. The quick rat will not jog, the quick rat will run.				
	WRITE	Write the  and  words in your dictionary.				





MONDAY ACTIVITY 2

	READ	Read the  and  words from Monday Activity 1.
	READ	The fox is fat. The red fox is fat. The red fox is not quick. The fat, red fox is not quick. The fat fox will jog. The red, fat fox will jog. The fat fox will not run. The fat, red fox will not run.
	WRITE	Draw a picture of the word: rat





TUESDAY ACTIVITY 1

	LOOK & SAY	stay	safe	always	near	place
	SOUND OUT	stop	must	just	rust	
		rust	just	must	stop	
	READ	You must stop. You must just stop. You must just stop near the place. You must stay safe. You must just stop to stay safe. You must just stop near the place to stay safe.				
	WRITE	Draw a picture of the word: place				

TUESDAY ACTIVITY 2

	READ	Read the  and  words from Tuesday Activity 1.
	WRITE	<ol style="list-style-type: none"> What must you do? You must _____. Where must you stop? You must just stop near the _____.

WEDNESDAY ACTIVITY 1

	LOOK & SAY	stay	safe	always	near	place
	SOUND OUT	boat	road	goat	soap	
		goat	road	boat	soap	
	READ	The goat is in the road. It is not safe. It is not safe for the goat. It is not safe for the goat to stay in the road. The goat must not stay in the road.				
	WRITE	<ol style="list-style-type: none"> Where is the goat? The goat is in the _____. Is it safe? It is/is not safe. 				

WEDNESDAY 2 ACTIVITY



READ

Read the  and  words from Wednesday Activity 1.



WRITE

Write the  words and  words in your dictionary.
Draw a picture of the word: **boat**

THURSDAY ACTIVITY 1



LOOK & SAY

stay

safe

always

near

place



SOUND OUT

stop

boat

must

road

just

goat

rust

soap



READ



You must stay safe. You must always stay safe. You must not go near a bad place. You must just stop. You must just stop and not go near a bad place. It is not safe to go near a bad place!





THURSDAY ACTIVITY 2

	READ	Read the  and  words from Thursday Activity 1.
	WRITE	Draw a picture of your favourite part of the Big Book story.







FRIDAY ACTIVITY 1

	READ	Read all the  and  words again.
	READ	Read the story from Thursday Activity 1.






FRIDAY ACTIVITY 2

	READ	Read all the  and  words again.
	WRITE	Write the sentences in your book. Fix the mistakes. 1. you must stay safe 2. you must just stop 3. it is not safe to go near a bad place





MONDAY ACTIVITY 1

	LOOK & SAY	stay	safe	always	near	place
	SOUND OUT	fat	run	rat	quick	
		will	jog	fox	red	
	READ	The rat is quick. The fat rat is quick. The rat will not jog. The quick rat will not jog. The rat will run. The quick rat will run. The quick rat will not jog, the quick rat will run.				
	WRITE	Write the  and  words in your dictionary.				





MONDAY ACTIVITY 2

	READ	Read the  and  words from Monday Activity 1.
	READ	The fox is fat. The red fox is fat. The red fox is not quick. The fat, red fox is not quick. The fat fox will jog. The red, fat fox will jog. The fat fox will not run. The fat, red fox will not run.
	WRITE	Draw a picture of the word: rat





TUESDAY ACTIVITY 1

	LOOK & SAY	stay	safe	always	near	place
	SOUND OUT	stop	must	just	rust	
		rust	just	must	stop	
	READ	You must stop. You must just stop. You must just stop near the place. You must stay safe. You must just stop to stay safe. You must just stop near the place to stay safe.				
	WRITE	Draw a picture of the word: place				

TUESDAY ACTIVITY 2

	READ	Read the  and  words from Tuesday Activity 1.
	WRITE	<ol style="list-style-type: none"> What must you do? You must _____. Where must you stop? You must just stop near the _____.

WEDNESDAY ACTIVITY 1

	LOOK & SAY	stay	safe	always	near	place
	SOUND OUT	boat	road	goat	soap	
		goat	road	boat	soap	
	READ	The goat is in the road. It is not safe. It is not safe for the goat. It is not safe for the goat to stay in the road. The goat must not stay in the road.				
	WRITE	<ol style="list-style-type: none"> Where is the goat? The goat is in the _____. Is it safe? It is/is not safe. 				

WEDNESDAY 2 ACTIVITY



READ

Read the  and  words from Wednesday Activity 1.



WRITE

Write the  words and  words in your dictionary.
Draw a picture of the word: **boat**

THURSDAY ACTIVITY 1



LOOK & SAY

stay

safe

always

near

place



SOUND OUT

stop

boat

must

road

just

goat

rust

soap



READ



You must stay safe. You must always stay safe. You must not go near a bad place. You must just stop. You must just stop and not go near a bad place. It is not safe to go near a bad place!





THURSDAY ACTIVITY 2

	READ	Read the  and  words from Thursday Activity 1.
	WRITE	Draw a picture of your favourite part of the Big Book story.







FRIDAY ACTIVITY 1

	READ	Read all the  and  words again.
	READ	Read the story from Thursday Activity 1.






FRIDAY ACTIVITY 2

	READ	Read all the  and  words again.
	WRITE	Write the sentences in your book. Fix the mistakes. 1. you must stay safe 2. you must just stop 3. it is not safe to go near a bad place





MONDAY ACTIVITY 1

	LOOK & SAY	stay	safe	always	near	place
	SOUND OUT	fat	run	rat	quick	
		will	jog	fox	red	
	READ	The rat is quick. The fat rat is quick. The rat will not jog. The quick rat will not jog. The rat will run. The quick rat will run. The quick rat will not jog, the quick rat will run.				
	WRITE	Write the  and  words in your dictionary.				





MONDAY ACTIVITY 2

	READ	Read the  and  words from Monday Activity 1.
	READ	The fox is fat. The red fox is fat. The red fox is not quick. The fat, red fox is not quick. The fat fox will jog. The red, fat fox will jog. The fat fox will not run. The fat, red fox will not run.
	WRITE	Draw a picture of the word: rat





TUESDAY ACTIVITY 1

	LOOK & SAY	stay	safe	always	near	place
	SOUND OUT	stop	must	just	rust	
		rust	just	must	stop	
	READ	You must stop. You must just stop. You must just stop near the place. You must stay safe. You must just stop to stay safe. You must just stop near the place to stay safe.				
	WRITE	Draw a picture of the word: place				

TUESDAY ACTIVITY 2

	READ	Read the  and  words from Tuesday Activity 1.
	WRITE	<ol style="list-style-type: none"> What must you do? You must _____. Where must you stop? You must just stop near the _____.

WEDNESDAY ACTIVITY 1

	LOOK & SAY	stay	safe	always	near	place
	SOUND OUT	boat	road	goat	soap	
		goat	road	boat	soap	
	READ	The goat is in the road. It is not safe. It is not safe for the goat. It is not safe for the goat to stay in the road. The goat must not stay in the road.				
	WRITE	<ol style="list-style-type: none"> Where is the goat? The goat is in the _____. Is it safe? It is/is not safe. 				

WEDNESDAY 2 ACTIVITY



READ

Read the  and  words from Wednesday Activity 1.



WRITE

Write the  words and  words in your dictionary.
Draw a picture of the word: **boat**

THURSDAY ACTIVITY 1



LOOK & SAY

stay

safe

always

near

place



SOUND OUT

stop

boat

must

road

just

goat

rust

soap



READ



You must stay safe. You must always stay safe. You must not go near a bad place. You must just stop. You must just stop and not go near a bad place. It is not safe to go near a bad place!





THURSDAY ACTIVITY 2

	READ	Read the  and  words from Thursday Activity 1.
	WRITE	Draw a picture of your favourite part of the Big Book story.







FRIDAY ACTIVITY 1

	READ	Read all the  and  words again.
	READ	Read the story from Thursday Activity 1.






FRIDAY ACTIVITY 2

	READ	Read all the  and  words again.
	WRITE	Write the sentences in your book. Fix the mistakes. 1. you must stay safe 2. you must just stop 3. it is not safe to go near a bad place





MONDAY ACTIVITY 1

	LOOK & SAY	stay	safe	always	near	place
	SOUND OUT	fat	run	rat	quick	
		will	jog	fox	red	
	READ	The rat is quick. The fat rat is quick. The rat will not jog. The quick rat will not jog. The rat will run. The quick rat will run. The quick rat will not jog, the quick rat will run.				
	WRITE	Write the  and  words in your dictionary.				





MONDAY ACTIVITY 2

	READ	Read the  and  words from Monday Activity 1.
	READ	The fox is fat. The red fox is fat. The red fox is not quick. The fat, red fox is not quick. The fat fox will jog. The red, fat fox will jog. The fat fox will not run. The fat, red fox will not run.
	WRITE	Draw a picture of the word: rat





TUESDAY ACTIVITY 1

	LOOK & SAY	stay	safe	always	near	place
	SOUND OUT	stop	must	just	rust	
		rust	just	must	stop	
	READ	You must stop. You must just stop. You must just stop near the place. You must stay safe. You must just stop to stay safe. You must just stop near the place to stay safe.				
	WRITE	Draw a picture of the word: place				

TUESDAY ACTIVITY 2

	READ	Read the  and  words from Tuesday Activity 1.
	WRITE	<ol style="list-style-type: none"> What must you do? You must _____. Where must you stop? You must just stop near the _____.

WEDNESDAY ACTIVITY 1

	LOOK & SAY	stay	safe	always	near	place
	SOUND OUT	boat	road	goat	soap	
		goat	road	boat	soap	
	READ	The goat is in the road. It is not safe. It is not safe for the goat. It is not safe for the goat to stay in the road. The goat must not stay in the road.				
	WRITE	<ol style="list-style-type: none"> Where is the goat? The goat is in the _____. Is it safe? It is/is not safe. 				

WEDNESDAY 2 ACTIVITY



READ

Read the  and  words from Wednesday Activity 1.



WRITE

Write the  words and  words in your dictionary.
Draw a picture of the word: **boat**

THURSDAY ACTIVITY 1



LOOK & SAY

stay

safe

always

near

place



SOUND OUT

stop

boat

must

road

just

goat

rust

soap



READ



You must stay safe. You must always stay safe. You must not go near a bad place. You must just stop. You must just stop and not go near a bad place. It is not safe to go near a bad place!





THURSDAY ACTIVITY 2

	READ	Read the  and  words from Thursday Activity 1.
	WRITE	Draw a picture of your favourite part of the Big Book story.







FRIDAY ACTIVITY 1

	READ	Read all the  and  words again.
	READ	Read the story from Thursday Activity 1.






FRIDAY ACTIVITY 2

	READ	Read all the  and  words again.
	WRITE	Write the sentences in your book. Fix the mistakes. 1. you must stay safe 2. you must just stop 3. it is not safe to go near a bad place





MONDAY ACTIVITY 1

	LOOK & SAY	stay	safe	always	near	place
	SOUND OUT	fat	run	rat	quick	
		will	jog	fox	red	
	READ	The rat is quick. The fat rat is quick. The rat will not jog. The quick rat will not jog. The rat will run. The quick rat will run. The quick rat will not jog, the quick rat will run.				
	WRITE	Write the  and  words in your dictionary.				





MONDAY ACTIVITY 2

	READ	Read the  and  words from Monday Activity 1.
	READ	The fox is fat. The red fox is fat. The red fox is not quick. The fat, red fox is not quick. The fat fox will jog. The red, fat fox will jog. The fat fox will not run. The fat, red fox will not run.
	WRITE	Draw a picture of the word: rat





TUESDAY ACTIVITY 1

	LOOK & SAY	stay	safe	always	near	place
	SOUND OUT	stop	must	just	rust	
		rust	just	must	stop	
	READ	You must stop. You must just stop. You must just stop near the place. You must stay safe. You must just stop to stay safe. You must just stop near the place to stay safe.				
	WRITE	Draw a picture of the word: place				

TUESDAY ACTIVITY 2

	READ	Read the  and  words from Tuesday Activity 1.
	WRITE	<ol style="list-style-type: none"> What must you do? You must _____. Where must you stop? You must just stop near the _____.

WEDNESDAY ACTIVITY 1

	LOOK & SAY	stay	safe	always	near	place
	SOUND OUT	boat	road	goat	soap	
		goat	road	boat	soap	
	READ	The goat is in the road. It is not safe. It is not safe for the goat. It is not safe for the goat to stay in the road. The goat must not stay in the road.				
	WRITE	<ol style="list-style-type: none"> Where is the goat? The goat is in the _____. Is it safe? It is/is not safe. 				

WEDNESDAY 2 ACTIVITY



READ

Read the  and  words from Wednesday Activity 1.



WRITE

Write the  words and  words in your dictionary.
Draw a picture of the word: **boat**

THURSDAY ACTIVITY 1



LOOK & SAY

stay

safe

always

near

place



SOUND OUT

stop

boat

must

road

just

goat

rust

soap



READ



You must stay safe. You must always stay safe. You must not go near a bad place. You must just stop. You must just stop and not go near a bad place. It is not safe to go near a bad place!





THURSDAY ACTIVITY 2

	READ	Read the  and  words from Thursday Activity 1.
	WRITE	Draw a picture of your favourite part of the Big Book story.







FRIDAY ACTIVITY 1

	READ	Read all the  and  words again.
	READ	Read the story from Thursday Activity 1.






FRIDAY ACTIVITY 2

	READ	Read all the  and  words again.
	WRITE	Write the sentences in your book. Fix the mistakes. 1. you must stay safe 2. you must just stop 3. it is not safe to go near a bad place





MONDAY ACTIVITY 1

	LOOK & SAY	stay	safe	always	near	place
	SOUND OUT	fat	run	rat	quick	
		will	jog	fox	red	
	READ	The rat is quick. The fat rat is quick. The rat will not jog. The quick rat will not jog. The rat will run. The quick rat will run. The quick rat will not jog, the quick rat will run.				
	WRITE	Write the  and  words in your dictionary.				





MONDAY ACTIVITY 2

	READ	Read the  and  words from Monday Activity 1.
	READ	The fox is fat. The red fox is fat. The red fox is not quick. The fat, red fox is not quick. The fat fox will jog. The red, fat fox will jog. The fat fox will not run. The fat, red fox will not run.
	WRITE	Draw a picture of the word: rat





TUESDAY ACTIVITY 1

	LOOK & SAY	stay	safe	always	near	place
	SOUND OUT	stop	must	just	rust	
		rust	just	must	stop	
	READ	You must stop. You must just stop. You must just stop near the place. You must stay safe. You must just stop to stay safe. You must just stop near the place to stay safe.				
	WRITE	Draw a picture of the word: place				

TUESDAY ACTIVITY 2

	READ	Read the  and  words from Tuesday Activity 1.
	WRITE	<ol style="list-style-type: none"> What must you do? You must _____. Where must you stop? You must just stop near the _____.

WEDNESDAY ACTIVITY 1

	LOOK & SAY	stay	safe	always	near	place
	SOUND OUT	boat	road	goat	soap	
		goat	road	boat	soap	
	READ	The goat is in the road. It is not safe. It is not safe for the goat. It is not safe for the goat to stay in the road. The goat must not stay in the road.				
	WRITE	<ol style="list-style-type: none"> Where is the goat? The goat is in the _____. Is it safe? It is/is not safe. 				

WEDNESDAY 2 ACTIVITY



READ

Read the  and  words from Wednesday Activity 1.



WRITE

Write the  words and  words in your dictionary.
Draw a picture of the word: **boat**

THURSDAY ACTIVITY 1



LOOK & SAY

stay

safe

always

near

place



SOUND OUT

stop

boat

must

road

just

goat

rust

soap



READ



You must stay safe. You must always stay safe. You must not go near a bad place. You must just stop. You must just stop and not go near a bad place. It is not safe to go near a bad place!





THURSDAY ACTIVITY 2

	READ	Read the  and  words from Thursday Activity 1.
	WRITE	Draw a picture of your favourite part of the Big Book story.







FRIDAY ACTIVITY 1

	READ	Read all the  and  words again.
	READ	Read the story from Thursday Activity 1.






FRIDAY ACTIVITY 2

	READ	Read all the  and  words again.
	WRITE	Write the sentences in your book. Fix the mistakes. 1. you must stay safe 2. you must just stop 3. it is not safe to go near a bad place





MONDAY ACTIVITY 1

	LOOK & SAY	stay	safe	always	near	place
	SOUND OUT	fat	run	rat	quick	
		will	jog	fox	red	
	READ	The rat is quick. The fat rat is quick. The rat will not jog. The quick rat will not jog. The rat will run. The quick rat will run. The quick rat will not jog, the quick rat will run.				
	WRITE	Write the  and  words in your dictionary.				





MONDAY ACTIVITY 2

	READ	Read the  and  words from Monday Activity 1.
	READ	The fox is fat. The red fox is fat. The red fox is not quick. The fat, red fox is not quick. The fat fox will jog. The red, fat fox will jog. The fat fox will not run. The fat, red fox will not run.
	WRITE	Draw a picture of the word: rat





TUESDAY ACTIVITY 1

	LOOK & SAY	stay	safe	always	near	place
	SOUND OUT	stop	must	just	rust	
		rust	just	must	stop	
	READ	You must stop. You must just stop. You must just stop near the place. You must stay safe. You must just stop to stay safe. You must just stop near the place to stay safe.				
	WRITE	Draw a picture of the word: place				

TUESDAY ACTIVITY 2

	READ	Read the  and  words from Tuesday Activity 1.
	WRITE	<ol style="list-style-type: none"> What must you do? You must _____. Where must you stop? You must just stop near the _____.

WEDNESDAY ACTIVITY 1

	LOOK & SAY	stay	safe	always	near	place
	SOUND OUT	boat	road	goat	soap	
		goat	road	boat	soap	
	READ	The goat is in the road. It is not safe. It is not safe for the goat. It is not safe for the goat to stay in the road. The goat must not stay in the road.				
	WRITE	<ol style="list-style-type: none"> Where is the goat? The goat is in the _____. Is it safe? It is/is not safe. 				

WEDNESDAY 2 ACTIVITY



READ

Read the  and  words from **Wednesday Activity 1**.



WRITE

Write the  words and  words in your dictionary.
Draw a picture of the word: **boat**

THURSDAY ACTIVITY 1



LOOK & SAY

stay

safe

always

near

place



SOUND OUT

stop

boat

must

road

just

goat

rust

soap



READ



You must stay safe. You must always stay safe. You must not go near a bad place. You must just stop. You must just stop and not go near a bad place. It is not safe to go near a bad place!





THURSDAY ACTIVITY 2

	READ	Read the  and  words from Thursday Activity 1.
	WRITE	Draw a picture of your favourite part of the Big Book story.







FRIDAY ACTIVITY 1

	READ	Read all the  and  words again.
	READ	Read the story from Thursday Activity 1.






FRIDAY ACTIVITY 2

	READ	Read all the  and  words again.
	WRITE	Write the sentences in your book. Fix the mistakes. 1. you must stay safe 2. you must just stop 3. it is not safe to go near a bad place





MONDAY ACTIVITY 1

	LOOK & SAY	stay	safe	always	near	place
	SOUND OUT	fat	run	rat	quick	
		will	jog	fox	red	
	READ	The rat is quick. The fat rat is quick. The rat will not jog. The quick rat will not jog. The rat will run. The quick rat will run. The quick rat will not jog, the quick rat will run.				
	WRITE	Write the  and  words in your dictionary.				





MONDAY ACTIVITY 2

	READ	Read the  and  words from Monday Activity 1.
	READ	The fox is fat. The red fox is fat. The red fox is not quick. The fat, red fox is not quick. The fat fox will jog. The red, fat fox will jog. The fat fox will not run. The fat, red fox will not run.
	WRITE	Draw a picture of the word: rat





TUESDAY ACTIVITY 1

	LOOK & SAY	stay	safe	always	near	place
	SOUND OUT	stop	must	just	rust	
		rust	just	must	stop	
	READ	You must stop. You must just stop. You must just stop near the place. You must stay safe. You must just stop to stay safe. You must just stop near the place to stay safe.				
	WRITE	Draw a picture of the word: place				

TUESDAY ACTIVITY 2

	READ	Read the  and  words from Tuesday Activity 1.
	WRITE	<ol style="list-style-type: none"> What must you do? You must _____. Where must you stop? You must just stop near the _____.

WEDNESDAY ACTIVITY 1

	LOOK & SAY	stay	safe	always	near	place
	SOUND OUT	boat	road	goat	soap	
		goat	road	boat	soap	
	READ	The goat is in the road. It is not safe. It is not safe for the goat. It is not safe for the goat to stay in the road. The goat must not stay in the road.				
	WRITE	<ol style="list-style-type: none"> Where is the goat? The goat is in the _____. Is it safe? It is/is not safe. 				

WEDNESDAY 2 ACTIVITY



READ

Read the  and  words from Wednesday Activity 1.



WRITE

Write the  words and  words in your dictionary.
Draw a picture of the word: **boat**

THURSDAY ACTIVITY 1



LOOK & SAY

stay

safe

always

near

place



SOUND OUT

stop

boat

must

road

just

goat

rust

soap



READ



You must stay safe. You must always stay safe. You must not go near a bad place. You must just stop. You must just stop and not go near a bad place. It is not safe to go near a bad place!





THURSDAY ACTIVITY 2

	READ	Read the  and  words from Thursday Activity 1.
	WRITE	Draw a picture of your favourite part of the Big Book story.







FRIDAY ACTIVITY 1

	READ	Read all the  and  words again.
	READ	Read the story from Thursday Activity 1.






FRIDAY ACTIVITY 2

	READ	Read all the  and  words again.
	WRITE	Write the sentences in your book. Fix the mistakes. 1. you must stay safe 2. you must just stop 3. it is not safe to go near a bad place





MONDAY ACTIVITY 1

	LOOK & SAY	stay	safe	always	near	place
	SOUND OUT	fat	run	rat	quick	
		will	jog	fox	red	
	READ	The rat is quick. The fat rat is quick. The rat will not jog. The quick rat will not jog. The rat will run. The quick rat will run. The quick rat will not jog, the quick rat will run.				
	WRITE	Write the  and  words in your dictionary.				





MONDAY ACTIVITY 2

	READ	Read the  and  words from Monday Activity 1.
	READ	The fox is fat. The red fox is fat. The red fox is not quick. The fat, red fox is not quick. The fat fox will jog. The red, fat fox will jog. The fat fox will not run. The fat, red fox will not run.
	WRITE	Draw a picture of the word: rat





TUESDAY ACTIVITY 1

	LOOK & SAY	stay	safe	always	near	place
	SOUND OUT	stop	must	just	rust	
		rust	just	must	stop	
	READ	You must stop. You must just stop. You must just stop near the place. You must stay safe. You must just stop to stay safe. You must just stop near the place to stay safe.				
	WRITE	Draw a picture of the word: place				

TUESDAY ACTIVITY 2

	READ	Read the  and  words from Tuesday Activity 1.
	WRITE	<ol style="list-style-type: none"> What must you do? You must _____. Where must you stop? You must just stop near the _____.

WEDNESDAY ACTIVITY 1

	LOOK & SAY	stay	safe	always	near	place
	SOUND OUT	boat	road	goat	soap	
		goat	road	boat	soap	
	READ	The goat is in the road. It is not safe. It is not safe for the goat. It is not safe for the goat to stay in the road. The goat must not stay in the road.				
	WRITE	<ol style="list-style-type: none"> Where is the goat? The goat is in the _____. Is it safe? It is/is not safe. 				

WEDNESDAY 2 ACTIVITY



READ

Read the  and  words from Wednesday Activity 1.



WRITE

Write the  words and  words in your dictionary.
Draw a picture of the word: **boat**

THURSDAY ACTIVITY 1



LOOK & SAY

stay

safe

always

near

place



SOUND OUT

stop

boat

must

road

just

goat

rust

soap







READ







You must stay safe. You must always stay safe. You must not go near a bad place. You must just stop. You must just stop and not go near a bad place. It is not safe to go near a bad place!





THURSDAY ACTIVITY 2

	READ	Read the  and  words from Thursday Activity 1.
	WRITE	Draw a picture of your favourite part of the Big Book story.







FRIDAY ACTIVITY 1

	READ	Read all the  and  words again.
	READ	Read the story from Thursday Activity 1.






FRIDAY ACTIVITY 2

	READ	Read all the  and  words again.
	WRITE	Write the sentences in your book. Fix the mistakes. 1. you must stay safe 2. you must just stop 3. it is not safe to go near a bad place





MONDAY ACTIVITY 1

	LOOK & SAY	stay	safe	always	near	place
	SOUND OUT	fat	run	rat	quick	
		will	jog	fox	red	
	READ	The rat is quick. The fat rat is quick. The rat will not jog. The quick rat will not jog. The rat will run. The quick rat will run. The quick rat will not jog, the quick rat will run.				
	WRITE	Write the  and  words in your dictionary.				





MONDAY ACTIVITY 2

	READ	Read the  and  words from Monday Activity 1.
	READ	The fox is fat. The red fox is fat. The red fox is not quick. The fat, red fox is not quick. The fat fox will jog. The red, fat fox will jog. The fat fox will not run. The fat, red fox will not run.
	WRITE	Draw a picture of the word: rat





TUESDAY ACTIVITY 1

	LOOK & SAY	stay	safe	always	near	place
	SOUND OUT	stop	must	just	rust	
		rust	just	must	stop	
	READ	You must stop. You must just stop. You must just stop near the place. You must stay safe. You must just stop to stay safe. You must just stop near the place to stay safe.				
	WRITE	Draw a picture of the word: place				

TUESDAY ACTIVITY 2

	READ	Read the  and  words from Tuesday Activity 1.
	WRITE	<ol style="list-style-type: none"> What must you do? You must _____. Where must you stop? You must just stop near the _____.

WEDNESDAY ACTIVITY 1

	LOOK & SAY	stay	safe	always	near	place
	SOUND OUT	boat	road	goat	soap	
		goat	road	boat	soap	
	READ	The goat is in the road. It is not safe. It is not safe for the goat. It is not safe for the goat to stay in the road. The goat must not stay in the road.				
	WRITE	<ol style="list-style-type: none"> Where is the goat? The goat is in the _____. Is it safe? It is/is not safe. 				

WEDNESDAY 2 ACTIVITY



READ

Read the  and  words from Wednesday Activity 1.



WRITE

Write the  words and  words in your dictionary.
Draw a picture of the word: **boat**

THURSDAY ACTIVITY 1



LOOK & SAY

stay

safe

always

near

place



SOUND OUT

stop

boat

must

road

just

goat

rust

soap



READ



You must stay safe. You must always stay safe. You must not go near a bad place. You must just stop. You must just stop and not go near a bad place. It is not safe to go near a bad place!





THURSDAY ACTIVITY 2

	READ	Read the  and  words from Thursday Activity 1.
	WRITE	Draw a picture of your favourite part of the Big Book story.







FRIDAY ACTIVITY 1

	READ	Read all the  and  words again.
	READ	Read the story from Thursday Activity 1.






FRIDAY ACTIVITY 2

	READ	Read all the  and  words again.
	WRITE	Write the sentences in your book. Fix the mistakes. 1. you must stay safe 2. you must just stop 3. it is not safe to go near a bad place





MONDAY ACTIVITY 1

	LOOK & SAY	stay	safe	always	near	place
	SOUND OUT	fat	run	rat	quick	
		will	jog	fox	red	
	READ	The rat is quick. The fat rat is quick. The rat will not jog. The quick rat will not jog. The rat will run. The quick rat will run. The quick rat will not jog, the quick rat will run.				
	WRITE	Write the  and  words in your dictionary.				





MONDAY ACTIVITY 2

	READ	Read the  and  words from Monday Activity 1.
	READ	The fox is fat. The red fox is fat. The red fox is not quick. The fat, red fox is not quick. The fat fox will jog. The red, fat fox will jog. The fat fox will not run. The fat, red fox will not run.
	WRITE	Draw a picture of the word: rat





TUESDAY ACTIVITY 1

	LOOK & SAY	stay	safe	always	near	place
	SOUND OUT	stop	must	just	rust	
		rust	just	must	stop	
	READ	You must stop. You must just stop. You must just stop near the place. You must stay safe. You must just stop to stay safe. You must just stop near the place to stay safe.				
	WRITE	Draw a picture of the word: place				

TUESDAY ACTIVITY 2

	READ	Read the  and  words from Tuesday Activity 1.
	WRITE	<ol style="list-style-type: none"> What must you do? You must _____. Where must you stop? You must just stop near the _____.

WEDNESDAY ACTIVITY 1

	LOOK & SAY	stay	safe	always	near	place
	SOUND OUT	boat	road	goat	soap	
		goat	road	boat	soap	
	READ	The goat is in the road. It is not safe. It is not safe for the goat. It is not safe for the goat to stay in the road. The goat must not stay in the road.				
	WRITE	<ol style="list-style-type: none"> Where is the goat? The goat is in the _____. Is it safe? It is/is not safe. 				

WEDNESDAY 2 ACTIVITY



READ

Read the  and  words from Wednesday Activity 1.



WRITE

Write the  words and  words in your dictionary.
Draw a picture of the word: **boat**

THURSDAY ACTIVITY 1



LOOK & SAY

stay

safe

always

near

place



SOUND OUT

stop

boat

must

road

just

goat

rust

soap



READ



You must stay safe. You must always stay safe. You must not go near a bad place. You must just stop. You must just stop and not go near a bad place. It is not safe to go near a bad place!





THURSDAY ACTIVITY 2

	READ	Read the  and  words from Thursday Activity 1.
	WRITE	Draw a picture of your favourite part of the Big Book story.







FRIDAY ACTIVITY 1

	READ	Read all the  and  words again.
	READ	Read the story from Thursday Activity 1.






FRIDAY ACTIVITY 2

	READ	Read all the  and  words again.
	WRITE	Write the sentences in your book. Fix the mistakes. 1. you must stay safe 2. you must just stop 3. it is not safe to go near a bad place





MONDAY ACTIVITY 1

	LOOK & SAY	stay	safe	always	near	place
	SOUND OUT	fat	run	rat	quick	
		will	jog	fox	red	
	READ	The rat is quick. The fat rat is quick. The rat will not jog. The quick rat will not jog. The rat will run. The quick rat will run. The quick rat will not jog, the quick rat will run.				
	WRITE	Write the  and  words in your dictionary.				





MONDAY ACTIVITY 2

	READ	Read the  and  words from Monday Activity 1.
	READ	The fox is fat. The red fox is fat. The red fox is not quick. The fat, red fox is not quick. The fat fox will jog. The red, fat fox will jog. The fat fox will not run. The fat, red fox will not run.
	WRITE	Draw a picture of the word: rat





TUESDAY ACTIVITY 1

	LOOK & SAY	stay	safe	always	near	place
	SOUND OUT	stop	must	just	rust	
		rust	just	must	stop	
	READ	You must stop. You must just stop. You must just stop near the place. You must stay safe. You must just stop to stay safe. You must just stop near the place to stay safe.				
	WRITE	Draw a picture of the word: place				

TUESDAY ACTIVITY 2

	READ	Read the  and  words from Tuesday Activity 1.
	WRITE	<ol style="list-style-type: none"> What must you do? You must _____. Where must you stop? You must just stop near the _____.

WEDNESDAY ACTIVITY 1

	LOOK & SAY	stay	safe	always	near	place
	SOUND OUT	boat	road	goat	soap	
		goat	road	boat	soap	
	READ	The goat is in the road. It is not safe. It is not safe for the goat. It is not safe for the goat to stay in the road. The goat must not stay in the road.				
	WRITE	<ol style="list-style-type: none"> Where is the goat? The goat is in the _____. Is it safe? It is/is not safe. 				

WEDNESDAY 2 ACTIVITY



READ

Read the  and  words from Wednesday Activity 1.



WRITE

Write the  words and  words in your dictionary.
Draw a picture of the word: **boat**

THURSDAY ACTIVITY 1



LOOK & SAY

stay

safe

always

near

place



SOUND OUT

stop

boat

must

road

just

goat

rust

soap



READ



You must stay safe. You must always stay safe. You must not go near a bad place. You must just stop. You must just stop and not go near a bad place. It is not safe to go near a bad place!





THURSDAY ACTIVITY 2

	READ	Read the  and  words from Thursday Activity 1.
	WRITE	Draw a picture of your favourite part of the Big Book story.







FRIDAY ACTIVITY 1

	READ	Read all the  and  words again.
	READ	Read the story from Thursday Activity 1.






FRIDAY ACTIVITY 2

	READ	Read all the  and  words again.
	WRITE	Write the sentences in your book. Fix the mistakes. 1. you must stay safe 2. you must just stop 3. it is not safe to go near a bad place





MONDAY ACTIVITY 1

	LOOK & SAY	stay	safe	always	near	place
	SOUND OUT	fat	run	rat	quick	
		will	jog	fox	red	
	READ	The rat is quick. The fat rat is quick. The rat will not jog. The quick rat will not jog. The rat will run. The quick rat will run. The quick rat will not jog, the quick rat will run.				
	WRITE	Write the  and  words in your dictionary.				





MONDAY ACTIVITY 2

	READ	Read the  and  words from Monday Activity 1.
	READ	The fox is fat. The red fox is fat. The red fox is not quick. The fat, red fox is not quick. The fat fox will jog. The red, fat fox will jog. The fat fox will not run. The fat, red fox will not run.
	WRITE	Draw a picture of the word: rat





TUESDAY ACTIVITY 1

	LOOK & SAY	stay	safe	always	near	place
	SOUND OUT	stop	must	just	rust	
		rust	just	must	stop	
	READ	You must stop. You must just stop. You must just stop near the place. You must stay safe. You must just stop to stay safe. You must just stop near the place to stay safe.				
	WRITE	Draw a picture of the word: place				

TUESDAY ACTIVITY 2

	READ	Read the  and  words from Tuesday Activity 1.
	WRITE	<ol style="list-style-type: none"> What must you do? You must _____. Where must you stop? You must just stop near the _____.

WEDNESDAY ACTIVITY 1

	LOOK & SAY	stay	safe	always	near	place
	SOUND OUT	boat	road	goat	soap	
		goat	road	boat	soap	
	READ	The goat is in the road. It is not safe. It is not safe for the goat. It is not safe for the goat to stay in the road. The goat must not stay in the road.				
	WRITE	<ol style="list-style-type: none"> Where is the goat? The goat is in the _____. Is it safe? It is/is not safe. 				

WEDNESDAY 2 ACTIVITY



READ

Read the  and  words from Wednesday Activity 1.



WRITE

Write the  words and  words in your dictionary.
Draw a picture of the word: **boat**

THURSDAY ACTIVITY 1



LOOK & SAY

stay

safe

always

near

place



SOUND OUT

stop

boat

must

road

just

goat

rust

soap



READ



You must stay safe. You must always stay safe. You must not go near a bad place. You must just stop. You must just stop and not go near a bad place. It is not safe to go near a bad place!





THURSDAY ACTIVITY 2

	READ	Read the  and  words from Thursday Activity 1.
	WRITE	Draw a picture of your favourite part of the Big Book story.







FRIDAY ACTIVITY 1

	READ	Read all the  and  words again.
	READ	Read the story from Thursday Activity 1.






FRIDAY ACTIVITY 2

	READ	Read all the  and  words again.
	WRITE	Write the sentences in your book. Fix the mistakes. 1. you must stay safe 2. you must just stop 3. it is not safe to go near a bad place





MONDAY ACTIVITY 1

	LOOK & SAY	stay	safe	always	near	place
	SOUND OUT	fat	run	rat	quick	
		will	jog	fox	red	
	READ	The rat is quick. The fat rat is quick. The rat will not jog. The quick rat will not jog. The rat will run. The quick rat will run. The quick rat will not jog, the quick rat will run.				
	WRITE	Write the  and  words in your dictionary.				





MONDAY ACTIVITY 2

	READ	Read the  and  words from Monday Activity 1.
	READ	The fox is fat. The red fox is fat. The red fox is not quick. The fat, red fox is not quick. The fat fox will jog. The red, fat fox will jog. The fat fox will not run. The fat, red fox will not run.
	WRITE	Draw a picture of the word: rat





TUESDAY ACTIVITY 1

	LOOK & SAY	stay	safe	always	near	place
	SOUND OUT	stop	must	just	rust	
		rust	just	must	stop	
	READ	You must stop. You must just stop. You must just stop near the place. You must stay safe. You must just stop to stay safe. You must just stop near the place to stay safe.				
	WRITE	Draw a picture of the word: place				

TUESDAY ACTIVITY 2

	READ	Read the  and  words from Tuesday Activity 1.
	WRITE	<ol style="list-style-type: none"> What must you do? You must _____. Where must you stop? You must just stop near the _____.

WEDNESDAY ACTIVITY 1

	LOOK & SAY	stay	safe	always	near	place
	SOUND OUT	boat	road	goat	soap	
		goat	road	boat	soap	
	READ	The goat is in the road. It is not safe. It is not safe for the goat. It is not safe for the goat to stay in the road. The goat must not stay in the road.				
	WRITE	<ol style="list-style-type: none"> Where is the goat? The goat is in the _____. Is it safe? It is/is not safe. 				

WEDNESDAY 2 ACTIVITY



READ

Read the  and  words from Wednesday Activity 1.



WRITE

Write the  words and  words in your dictionary.
Draw a picture of the word: **boat**

THURSDAY ACTIVITY 1



LOOK & SAY

stay

safe

always

near

place



SOUND OUT

stop

boat

must

road

just

goat

rust

soap



READ



You must stay safe. You must always stay safe. You must not go near a bad place. You must just stop. You must just stop and not go near a bad place. It is not safe to go near a bad place!





THURSDAY ACTIVITY 2

	READ	Read the  and  words from Thursday Activity 1.
	WRITE	Draw a picture of your favourite part of the Big Book story.







FRIDAY ACTIVITY 1

	READ	Read all the  and  words again.
	READ	Read the story from Thursday Activity 1.






FRIDAY ACTIVITY 2

	READ	Read all the  and  words again.
	WRITE	Write the sentences in your book. Fix the mistakes. 1. you must stay safe 2. you must just stop 3. it is not safe to go near a bad place





MONDAY ACTIVITY 1

	LOOK & SAY	stay	safe	always	near	place
	SOUND OUT	fat	run	rat	quick	
		will	jog	fox	red	
	READ	The rat is quick. The fat rat is quick. The rat will not jog. The quick rat will not jog. The rat will run. The quick rat will run. The quick rat will not jog, the quick rat will run.				
	WRITE	Write the  and  words in your dictionary.				





MONDAY ACTIVITY 2

	READ	Read the  and  words from Monday Activity 1.
	READ	The fox is fat. The red fox is fat. The red fox is not quick. The fat, red fox is not quick. The fat fox will jog. The red, fat fox will jog. The fat fox will not run. The fat, red fox will not run.
	WRITE	Draw a picture of the word: rat





TUESDAY ACTIVITY 1

	LOOK & SAY	stay	safe	always	near	place
	SOUND OUT	stop	must	just	rust	
		rust	just	must	stop	
	READ	You must stop. You must just stop. You must just stop near the place. You must stay safe. You must just stop to stay safe. You must just stop near the place to stay safe.				
	WRITE	Draw a picture of the word: place				

TUESDAY ACTIVITY 2

	READ	Read the  and  words from Tuesday Activity 1.
	WRITE	<ol style="list-style-type: none"> What must you do? You must _____. Where must you stop? You must just stop near the _____.

WEDNESDAY ACTIVITY 1

	LOOK & SAY	stay	safe	always	near	place
	SOUND OUT	boat	road	goat	soap	
		goat	road	boat	soap	
	READ	The goat is in the road. It is not safe. It is not safe for the goat. It is not safe for the goat to stay in the road. The goat must not stay in the road.				
	WRITE	<ol style="list-style-type: none"> Where is the goat? The goat is in the _____. Is it safe? It is/is not safe. 				

WEDNESDAY 2 ACTIVITY



READ

Read the  and  words from Wednesday Activity 1.



WRITE

Write the  words and  words in your dictionary.
Draw a picture of the word: **boat**

THURSDAY ACTIVITY 1



LOOK & SAY

stay

safe

always

near

place



SOUND OUT

stop

boat

must

road

just

goat

rust

soap



READ



You must stay safe. You must always stay safe. You must not go near a bad place. You must just stop. You must just stop and not go near a bad place. It is not safe to go near a bad place!





THURSDAY ACTIVITY 2

	READ	Read the  and  words from Thursday Activity 1.
	WRITE	Draw a picture of your favourite part of the Big Book story.







FRIDAY ACTIVITY 1

	READ	Read all the  and  words again.
	READ	Read the story from Thursday Activity 1.






FRIDAY ACTIVITY 2

	READ	Read all the  and  words again.
	WRITE	Write the sentences in your book. Fix the mistakes. 1. you must stay safe 2. you must just stop 3. it is not safe to go near a bad place





MONDAY ACTIVITY 1

	LOOK & SAY	stay	safe	always	near	place
	SOUND OUT	fat	run	rat	quick	
		will	jog	fox	red	
	READ	The rat is quick. The fat rat is quick. The rat will not jog. The quick rat will not jog. The rat will run. The quick rat will run. The quick rat will not jog, the quick rat will run.				
	WRITE	Write the  and  words in your dictionary.				





MONDAY ACTIVITY 2

	READ	Read the  and  words from Monday Activity 1.
	READ	The fox is fat. The red fox is fat. The red fox is not quick. The fat, red fox is not quick. The fat fox will jog. The red, fat fox will jog. The fat fox will not run. The fat, red fox will not run.
	WRITE	Draw a picture of the word: rat





TUESDAY ACTIVITY 1

	LOOK & SAY	stay	safe	always	near	place
	SOUND OUT	stop	must	just	rust	
		rust	just	must	stop	
	READ	You must stop. You must just stop. You must just stop near the place. You must stay safe. You must just stop to stay safe. You must just stop near the place to stay safe.				
	WRITE	Draw a picture of the word: place				

TUESDAY ACTIVITY 2

	READ	Read the  and  words from Tuesday Activity 1.
	WRITE	<ol style="list-style-type: none"> What must you do? You must _____. Where must you stop? You must just stop near the _____.

WEDNESDAY ACTIVITY 1

	LOOK & SAY	stay	safe	always	near	place
	SOUND OUT	boat	road	goat	soap	
		goat	road	boat	soap	
	READ	The goat is in the road. It is not safe. It is not safe for the goat. It is not safe for the goat to stay in the road. The goat must not stay in the road.				
	WRITE	<ol style="list-style-type: none"> Where is the goat? The goat is in the _____. Is it safe? It is/is not safe. 				

WEDNESDAY 2 ACTIVITY



READ

Read the  and  words from **Wednesday Activity 1**.



WRITE

Write the  words and  words in your dictionary.
Draw a picture of the word: **boat**

THURSDAY ACTIVITY 1



LOOK & SAY

stay

safe

always

near

place



SOUND OUT

stop

boat

must

road

just

goat

rust

soap



READ



You must stay safe. You must always stay safe. You must not go near a bad place. You must just stop. You must just stop and not go near a bad place. It is not safe to go near a bad place!





THURSDAY ACTIVITY 2

	READ	Read the  and  words from Thursday Activity 1.
	WRITE	Draw a picture of your favourite part of the Big Book story.







FRIDAY ACTIVITY 1

	READ	Read all the  and  words again.
	READ	Read the story from Thursday Activity 1.






FRIDAY ACTIVITY 2

	READ	Read all the  and  words again.
	WRITE	Write the sentences in your book. Fix the mistakes. 1. you must stay safe 2. you must just stop 3. it is not safe to go near a bad place





MONDAY ACTIVITY 1

	LOOK & SAY	stay	safe	always	near	place
	SOUND OUT	fat	run	rat	quick	
		will	jog	fox	red	
	READ	The rat is quick. The fat rat is quick. The rat will not jog. The quick rat will not jog. The rat will run. The quick rat will run. The quick rat will not jog, the quick rat will run.				
	WRITE	Write the  and  words in your dictionary.				





MONDAY ACTIVITY 2

	READ	Read the  and  words from Monday Activity 1.
	READ	The fox is fat. The red fox is fat. The red fox is not quick. The fat, red fox is not quick. The fat fox will jog. The red, fat fox will jog. The fat fox will not run. The fat, red fox will not run.
	WRITE	Draw a picture of the word: rat





TUESDAY ACTIVITY 1

	LOOK & SAY	stay	safe	always	near	place
	SOUND OUT	stop	must	just	rust	
		rust	just	must	stop	
	READ	You must stop. You must just stop. You must just stop near the place. You must stay safe. You must just stop to stay safe. You must just stop near the place to stay safe.				
	WRITE	Draw a picture of the word: place				

TUESDAY ACTIVITY 2

	READ	Read the  and  words from Tuesday Activity 1.
	WRITE	<ol style="list-style-type: none"> What must you do? You must _____. Where must you stop? You must just stop near the _____.

WEDNESDAY ACTIVITY 1

	LOOK & SAY	stay	safe	always	near	place
	SOUND OUT	boat	road	goat	soap	
		goat	road	boat	soap	
	READ	The goat is in the road. It is not safe. It is not safe for the goat. It is not safe for the goat to stay in the road. The goat must not stay in the road.				
	WRITE	<ol style="list-style-type: none"> Where is the goat? The goat is in the _____. Is it safe? It is/is not safe. 				

WEDNESDAY 2 ACTIVITY



READ

Read the  and  words from Wednesday Activity 1.



WRITE

Write the  words and  words in your dictionary.
Draw a picture of the word: **boat**

THURSDAY ACTIVITY 1



LOOK & SAY

stay

safe

always

near

place



SOUND OUT

stop

boat

must

road

just

goat

rust

soap



READ



You must stay safe. You must always stay safe. You must not go near a bad place. You must just stop. You must just stop and not go near a bad place. It is not safe to go near a bad place!





THURSDAY ACTIVITY 2

	READ	Read the  and  words from Thursday Activity 1.
	WRITE	Draw a picture of your favourite part of the Big Book story.







FRIDAY ACTIVITY 1

	READ	Read all the  and  words again.
	READ	Read the story from Thursday Activity 1.






FRIDAY ACTIVITY 2

	READ	Read all the  and  words again.
	WRITE	Write the sentences in your book. Fix the mistakes. 1. you must stay safe 2. you must just stop 3. it is not safe to go near a bad place





MONDAY ACTIVITY 1

	LOOK & SAY	stay	safe	always	near	place
	SOUND OUT	fat	run	rat	quick	
		will	jog	fox	red	
	READ	The rat is quick. The fat rat is quick. The rat will not jog. The quick rat will not jog. The rat will run. The quick rat will run. The quick rat will not jog, the quick rat will run.				
	WRITE	Write the  and  words in your dictionary.				





MONDAY ACTIVITY 2

	READ	Read the  and  words from Monday Activity 1.
	READ	The fox is fat. The red fox is fat. The red fox is not quick. The fat, red fox is not quick. The fat fox will jog. The red, fat fox will jog. The fat fox will not run. The fat, red fox will not run.
	WRITE	Draw a picture of the word: rat





TUESDAY ACTIVITY 1

	LOOK & SAY	stay	safe	always	near	place
	SOUND OUT	stop	must	just	rust	
		rust	just	must	stop	
	READ	You must stop. You must just stop. You must just stop near the place. You must stay safe. You must just stop to stay safe. You must just stop near the place to stay safe.				
	WRITE	Draw a picture of the word: place				

TUESDAY ACTIVITY 2

	READ	Read the  and  words from Tuesday Activity 1.
	WRITE	<ol style="list-style-type: none"> What must you do? You must _____. Where must you stop? You must just stop near the _____.

WEDNESDAY ACTIVITY 1

	LOOK & SAY	stay	safe	always	near	place
	SOUND OUT	boat	road	goat	soap	
		goat	road	boat	soap	
	READ	The goat is in the road. It is not safe. It is not safe for the goat. It is not safe for the goat to stay in the road. The goat must not stay in the road.				
	WRITE	<ol style="list-style-type: none"> Where is the goat? The goat is in the _____. Is it safe? It is/is not safe. 				

WEDNESDAY 2 ACTIVITY



READ

Read the  and  words from Wednesday Activity 1.



WRITE

Write the  words and  words in your dictionary.
Draw a picture of the word: **boat**

THURSDAY ACTIVITY 1



LOOK & SAY

stay

safe

always

near

place



SOUND OUT

stop

boat

must

road

just

goat

rust

soap



READ



You must stay safe. You must always stay safe. You must not go near a bad place. You must just stop. You must just stop and not go near a bad place. It is not safe to go near a bad place!





THURSDAY ACTIVITY 2

	READ	Read the  and  words from Thursday Activity 1.
	WRITE	Draw a picture of your favourite part of the Big Book story.







FRIDAY ACTIVITY 1

	READ	Read all the  and  words again.
	READ	Read the story from Thursday Activity 1.






FRIDAY ACTIVITY 2

	READ	Read all the  and  words again.
	WRITE	Write the sentences in your book. Fix the mistakes. 1. you must stay safe 2. you must just stop 3. it is not safe to go near a bad place





MONDAY ACTIVITY 1

	LOOK & SAY	stay	safe	always	near	place
	SOUND OUT	fat	run	rat	quick	
		will	jog	fox	red	
	READ	The rat is quick. The fat rat is quick. The rat will not jog. The quick rat will not jog. The rat will run. The quick rat will run. The quick rat will not jog, the quick rat will run.				
	WRITE	Write the  and  words in your dictionary.				





MONDAY ACTIVITY 2

	READ	Read the  and  words from Monday Activity 1.
	READ	The fox is fat. The red fox is fat. The red fox is not quick. The fat, red fox is not quick. The fat fox will jog. The red, fat fox will jog. The fat fox will not run. The fat, red fox will not run.
	WRITE	Draw a picture of the word: rat





TUESDAY ACTIVITY 1

	LOOK & SAY	stay	safe	always	near	place
	SOUND OUT	stop	must	just	rust	
		rust	just	must	stop	
	READ	You must stop. You must just stop. You must just stop near the place. You must stay safe. You must just stop to stay safe. You must just stop near the place to stay safe.				
	WRITE	Draw a picture of the word: place				

TUESDAY ACTIVITY 2

	READ	Read the  and  words from Tuesday Activity 1.
	WRITE	<ol style="list-style-type: none"> What must you do? You must _____. Where must you stop? You must just stop near the _____.

WEDNESDAY ACTIVITY 1

	LOOK & SAY	stay	safe	always	near	place
	SOUND OUT	boat	road	goat	soap	
		goat	road	boat	soap	
	READ	The goat is in the road. It is not safe. It is not safe for the goat. It is not safe for the goat to stay in the road. The goat must not stay in the road.				
	WRITE	<ol style="list-style-type: none"> Where is the goat? The goat is in the _____. Is it safe? It is/is not safe. 				

WEDNESDAY 2 ACTIVITY



READ

Read the  and  words from Wednesday Activity 1.



WRITE

Write the  words and  words in your dictionary.
Draw a picture of the word: **boat**

THURSDAY ACTIVITY 1



LOOK & SAY

stay

safe

always

near

place



SOUND OUT

stop

boat

must

road

just

goat

rust

soap



READ



You must stay safe. You must always stay safe. You must not go near a bad place. You must just stop. You must just stop and not go near a bad place. It is not safe to go near a bad place!





THURSDAY ACTIVITY 2

	READ	Read the  and  words from Thursday Activity 1.
	WRITE	Draw a picture of your favourite part of the Big Book story.







FRIDAY ACTIVITY 1

	READ	Read all the  and  words again.
	READ	Read the story from Thursday Activity 1.






FRIDAY ACTIVITY 2

	READ	Read all the  and  words again.
	WRITE	Write the sentences in your book. Fix the mistakes. 1. you must stay safe 2. you must just stop 3. it is not safe to go near a bad place





MONDAY ACTIVITY 1

	LOOK & SAY	stay	safe	always	near	place
	SOUND OUT	fat	run	rat	quick	
		will	jog	fox	red	
	READ	The rat is quick. The fat rat is quick. The rat will not jog. The quick rat will not jog. The rat will run. The quick rat will run. The quick rat will not jog, the quick rat will run.				
	WRITE	Write the  and  words in your dictionary.				





MONDAY ACTIVITY 2

	READ	Read the  and  words from Monday Activity 1.
	READ	The fox is fat. The red fox is fat. The red fox is not quick. The fat, red fox is not quick. The fat fox will jog. The red, fat fox will jog. The fat fox will not run. The fat, red fox will not run.
	WRITE	Draw a picture of the word: rat





TUESDAY ACTIVITY 1

	LOOK & SAY	stay	safe	always	near	place
	SOUND OUT	stop	must	just	rust	
		rust	just	must	stop	
	READ	You must stop. You must just stop. You must just stop near the place. You must stay safe. You must just stop to stay safe. You must just stop near the place to stay safe.				
	WRITE	Draw a picture of the word: place				

TUESDAY ACTIVITY 2

	READ	Read the  and  words from Tuesday Activity 1.
	WRITE	<ol style="list-style-type: none"> What must you do? You must _____. Where must you stop? You must just stop near the _____.

WEDNESDAY ACTIVITY 1

	LOOK & SAY	stay	safe	always	near	place
	SOUND OUT	boat	road	goat	soap	
		goat	road	boat	soap	
	READ	The goat is in the road. It is not safe. It is not safe for the goat. It is not safe for the goat to stay in the road. The goat must not stay in the road.				
	WRITE	<ol style="list-style-type: none"> Where is the goat? The goat is in the _____. Is it safe? It is/is not safe. 				

WEDNESDAY 2 ACTIVITY



READ

Read the  and  words from Wednesday Activity 1.



WRITE

Write the  words and  words in your dictionary.
Draw a picture of the word: **boat**

THURSDAY ACTIVITY 1



LOOK & SAY

stay

safe

always

near

place



SOUND OUT

stop

boat

must

road

just

goat

rust

soap



READ



You must stay safe. You must always stay safe. You must not go near a bad place. You must just stop. You must just stop and not go near a bad place. It is not safe to go near a bad place!





THURSDAY ACTIVITY 2

	READ	Read the  and  words from Thursday Activity 1.
	WRITE	Draw a picture of your favourite part of the Big Book story.







FRIDAY ACTIVITY 1

	READ	Read all the  and  words again.
	READ	Read the story from Thursday Activity 1.






FRIDAY ACTIVITY 2

	READ	Read all the  and  words again.
	WRITE	Write the sentences in your book. Fix the mistakes. 1. you must stay safe 2. you must just stop 3. it is not safe to go near a bad place





MONDAY ACTIVITY 1

	LOOK & SAY	change	world	save	planet	plastic
	SOUND OUT	stop	boat	must	road	
		just	goat	rust	soap	
	READ	The goat must not stop. The goat must not just stop. The goat must not stop in the road. The goat must not just stop in the road. It is not safe for the goat to stop in the road.				
	WRITE	Write the  and  words in your dictionary.				





MONDAY ACTIVITY 2

	READ	Read the  and  words from Monday Activity 1.
	READ	The boat must not go on the road. The boat must stop. The boat must stop and not go on the road. The boat must just stop and not go on the road. It is not safe. It is not safe for the boat to go on the road.
	WRITE	Draw a picture of the word: soap





TUESDAY ACTIVITY 1

	LOOK & SAY	change	world	save	planet	plastic
	SOUND OUT	stop	must	just	rust	
		rust	just	must	stop	
	READ	I must not drop the drum. I must not drag the drum. I must not drop or drag the drum. I must not drop the drum on the road. I must not drag the drum on the road. I must not drop or drag the drum on the road.				
	WRITE	<p>1. What must I not drop? I must not drop the _____.</p> <p>2. Where must I not drop the drum? I must not drop the drum on the _____.</p>				

TUESDAY ACTIVITY 2

	READ	Read the  and  words from Tuesday Activity 1.
	WRITE	Draw a picture of the word: plastic

WEDNESDAY ACTIVITY 1

	LOOK & SAY	change	world	save	planet	plastic
	SOUND OUT	tree	seem	queen	weed	
		seem	queen	weed	tree	
	READ	I see. I see the tree. I see. I see the weed. I see the weed by the tree. Can you see? Can you see the tree? Can you see? Can you see the weed? Can you see the weed by the tree?				
	WRITE	<p>1. What do I see? I see the _____.</p> <p>2. What do I see by the tree? I see the _____ by the tree.</p>				

WEDNESDAY ACTIVITY 2



READ

Read the  and  words from Wednesday Activity 1.



WRITE

Write the  words and  words in your dictionary.
Draw a picture of the word: **tree**

THURSDAY ACTIVITY 1



LOOK & SAY

change

world

save

planet

plastic



SOUND OUT

drip

tree

drop

seem

drag

queen

drum

weed



READ



We must change! We must not drop plastic. We must change and not drop plastic. We must save the world. We must save the planet. We must save the trees. We must not drop plastic and we will save the world!

THURSDAY ACTIVITY 2



READ

Read the  and  words from Thursday Activity 1.



WRITE

Draw a picture of your favourite part of the Big Book story.

FRIDAY ACTIVITY 1



READ

Read all the  and  words again.



READ

Read the story from Thursday Activity 1.

FRIDAY ACTIVITY 2



READ

Read all the  and  words again.









WRITE






Write the sentences in your book. Fix the mistakes.

1. we must change
2. we must save the planet
3. we must save the trees





MONDAY ACTIVITY 1

	LOOK & SAY	change	world	save	planet	plastic
	SOUND OUT	stop	boat	must	road	
		just	goat	rust	soap	
	READ	The goat must not stop. The goat must not just stop. The goat must not stop in the road. The goat must not just stop in the road. It is not safe for the goat to stop in the road.				
	WRITE	Write the  and  words in your dictionary.				





MONDAY ACTIVITY 2

	READ	Read the  and  words from Monday Activity 1.
	READ	The boat must not go on the road. The boat must stop. The boat must stop and not go on the road. The boat must just stop and not go on the road. It is not safe. It is not safe for the boat to go on the road.
	WRITE	Draw a picture of the word: soap





TUESDAY ACTIVITY 1

	LOOK & SAY	change	world	save	planet	plastic
	SOUND OUT	stop	must	just	rust	
		rust	just	must	stop	
	READ	I must not drop the drum. I must not drag the drum. I must not drop or drag the drum. I must not drop the drum on the road. I must not drag the drum on the road. I must not drop or drag the drum on the road.				
	WRITE	<p>1. What must I not drop? I must not drop the _____.</p> <p>2. Where must I not drop the drum? I must not drop the drum on the _____.</p>				

TUESDAY ACTIVITY 2

	READ	Read the  and  words from Tuesday Activity 1.
	WRITE	Draw a picture of the word: plastic

WEDNESDAY ACTIVITY 1

	LOOK & SAY	change	world	save	planet	plastic
	SOUND OUT	tree	seem	queen	weed	
		seem	queen	weed	tree	
	READ	I see. I see the tree. I see. I see the weed. I see the weed by the tree. Can you see? Can you see the tree? Can you see? Can you see the weed? Can you see the weed by the tree?				
	WRITE	<p>1. What do I see? I see the _____.</p> <p>2. What do I see by the tree? I see the _____ by the tree.</p>				

WEDNESDAY ACTIVITY 2



READ

Read the  and  words from Wednesday Activity 1.



WRITE

Write the  words and  words in your dictionary.
Draw a picture of the word: **tree**

THURSDAY ACTIVITY 1



LOOK & SAY

change

world

save

planet

plastic



SOUND OUT

drip

tree

drop

seem

drag

queen

drum

weed



READ



We must change! We must not drop plastic. We must change and not drop plastic. We must save the world. We must save the planet. We must save the trees. We must not drop plastic and we will save the world!

THURSDAY ACTIVITY 2



READ

Read the  and  words from Thursday Activity 1.



WRITE

Draw a picture of your favourite part of the Big Book story.

FRIDAY ACTIVITY 1



READ

Read all the  and  words again.



READ

Read the story from Thursday Activity 1.

FRIDAY ACTIVITY 2



READ

Read all the  and  words again.









WRITE






Write the sentences in your book. Fix the mistakes.

1. we must change
2. we must save the planet
3. we must save the trees





MONDAY ACTIVITY 1

	LOOK & SAY	change	world	save	planet	plastic
	SOUND OUT	stop	boat	must	road	
		just	goat	rust	soap	
	READ	The goat must not stop. The goat must not just stop. The goat must not stop in the road. The goat must not just stop in the road. It is not safe for the goat to stop in the road.				
	WRITE	Write the  and  words in your dictionary.				





MONDAY ACTIVITY 2

	READ	Read the  and  words from Monday Activity 1.
	READ	The boat must not go on the road. The boat must stop. The boat must stop and not go on the road. The boat must just stop and not go on the road. It is not safe. It is not safe for the boat to go on the road.
	WRITE	Draw a picture of the word: soap





TUESDAY ACTIVITY 1

	LOOK & SAY	change	world	save	planet	plastic
	SOUND OUT	stop	must	just	rust	
		rust	just	must	stop	
	READ	I must not drop the drum. I must not drag the drum. I must not drop or drag the drum. I must not drop the drum on the road. I must not drag the drum on the road. I must not drop or drag the drum on the road.				
	WRITE	<p>1. What must I not drop? I must not drop the _____.</p> <p>2. Where must I not drop the drum? I must not drop the drum on the _____.</p>				

TUESDAY ACTIVITY 2

	READ	Read the  and  words from Tuesday Activity 1.
	WRITE	Draw a picture of the word: plastic

WEDNESDAY ACTIVITY 1

	LOOK & SAY	change	world	save	planet	plastic
	SOUND OUT	tree	seem	queen	weed	
		seem	queen	weed	tree	
	READ	I see. I see the tree. I see. I see the weed. I see the weed by the tree. Can you see? Can you see the tree? Can you see? Can you see the weed? Can you see the weed by the tree?				
	WRITE	<p>1. What do I see? I see the _____.</p> <p>2. What do I see by the tree? I see the _____ by the tree.</p>				

WEDNESDAY ACTIVITY 2



READ

Read the  and  words from Wednesday Activity 1.



WRITE

Write the  words and  words in your dictionary.
Draw a picture of the word: **tree**

THURSDAY ACTIVITY 1



LOOK & SAY

change

world

save

planet

plastic



SOUND OUT

drip

tree

drop

seem

drag

queen

drum

weed



READ



We must change! We must not drop plastic. We must change and not drop plastic. We must save the world. We must save the planet. We must save the trees. We must not drop plastic and we will save the world!

THURSDAY ACTIVITY 2



READ

Read the  and  words from Thursday Activity 1.



WRITE

Draw a picture of your favourite part of the Big Book story.

FRIDAY ACTIVITY 1



READ

Read all the  and  words again.



READ

Read the story from Thursday Activity 1.

FRIDAY ACTIVITY 2



READ

Read all the  and  words again.









WRITE






Write the sentences in your book. Fix the mistakes.

1. we must change
2. we must save the planet
3. we must save the trees





MONDAY ACTIVITY 1

	LOOK & SAY	change	world	save	planet	plastic
	SOUND OUT	stop	boat	must	road	
		just	goat	rust	soap	
	READ	The goat must not stop. The goat must not just stop. The goat must not stop in the road. The goat must not just stop in the road. It is not safe for the goat to stop in the road.				
	WRITE	Write the  and  words in your dictionary.				





MONDAY ACTIVITY 2

	READ	Read the  and  words from Monday Activity 1.
	READ	The boat must not go on the road. The boat must stop. The boat must stop and not go on the road. The boat must just stop and not go on the road. It is not safe. It is not safe for the boat to go on the road.
	WRITE	Draw a picture of the word: soap





TUESDAY ACTIVITY 1

	LOOK & SAY	change	world	save	planet	plastic
	SOUND OUT	stop	must	just	rust	
		rust	just	must	stop	
	READ	I must not drop the drum. I must not drag the drum. I must not drop or drag the drum. I must not drop the drum on the road. I must not drag the drum on the road. I must not drop or drag the drum on the road.				
	WRITE	<p>1. What must I not drop? I must not drop the _____.</p> <p>2. Where must I not drop the drum? I must not drop the drum on the _____.</p>				

TUESDAY ACTIVITY 2

	READ	Read the  and  words from Tuesday Activity 1.
	WRITE	Draw a picture of the word: plastic

WEDNESDAY ACTIVITY 1

	LOOK & SAY	change	world	save	planet	plastic
	SOUND OUT	tree	seem	queen	weed	
		seem	queen	weed	tree	
	READ	I see. I see the tree. I see. I see the weed. I see the weed by the tree. Can you see? Can you see the tree? Can you see? Can you see the weed? Can you see the weed by the tree?				
	WRITE	<p>1. What do I see? I see the _____.</p> <p>2. What do I see by the tree? I see the _____ by the tree.</p>				

WEDNESDAY ACTIVITY 2



READ

Read the  and  words from Wednesday Activity 1.



WRITE

Write the  words and  words in your dictionary.
Draw a picture of the word: **tree**

THURSDAY ACTIVITY 1



LOOK & SAY

change

world

save

planet

plastic



SOUND OUT

drip

tree

drop

seem

drag

queen

drum

weed



READ



We must change! We must not drop plastic. We must change and not drop plastic. We must save the world. We must save the planet. We must save the trees. We must not drop plastic and we will save the world!

THURSDAY ACTIVITY 2



READ

Read the  and  words from Thursday Activity 1.



WRITE

Draw a picture of your favourite part of the Big Book story.

FRIDAY ACTIVITY 1



READ

Read all the  and  words again.



READ

Read the story from Thursday Activity 1.

FRIDAY ACTIVITY 2



READ

Read all the  and  words again.









WRITE






Write the sentences in your book. Fix the mistakes.

1. we must change
2. we must save the planet
3. we must save the trees





MONDAY ACTIVITY 1

	LOOK & SAY	change	world	save	planet	plastic
	SOUND OUT	stop	boat	must	road	
		just	goat	rust	soap	
	READ	The goat must not stop. The goat must not just stop. The goat must not stop in the road. The goat must not just stop in the road. It is not safe for the goat to stop in the road.				
	WRITE	Write the  and  words in your dictionary.				





MONDAY ACTIVITY 2

	READ	Read the  and  words from Monday Activity 1.
	READ	The boat must not go on the road. The boat must stop. The boat must stop and not go on the road. The boat must just stop and not go on the road. It is not safe. It is not safe for the boat to go on the road.
	WRITE	Draw a picture of the word: soap





TUESDAY ACTIVITY 1

	LOOK & SAY	change	world	save	planet	plastic
	SOUND OUT	stop	must	just	rust	
		rust	just	must	stop	
	READ	I must not drop the drum. I must not drag the drum. I must not drop or drag the drum. I must not drop the drum on the road. I must not drag the drum on the road. I must not drop or drag the drum on the road.				
	WRITE	<p>1. What must I not drop? I must not drop the _____.</p> <p>2. Where must I not drop the drum? I must not drop the drum on the _____.</p>				







TUESDAY ACTIVITY 2

	READ	Read the  and  words from Tuesday Activity 1.
	WRITE	Draw a picture of the word: plastic



WEDNESDAY ACTIVITY 1

	LOOK & SAY	change	world	save	planet	plastic
	SOUND OUT	tree	seem	queen	weed	
		seem	queen	weed	tree	
	READ	I see. I see the tree. I see. I see the weed. I see the weed by the tree. Can you see? Can you see the tree? Can you see? Can you see the weed? Can you see the weed by the tree?				
	WRITE	<p>1. What do I see? I see the _____.</p> <p>2. What do I see by the tree? I see the _____ by the tree.</p>				

WEDNESDAY ACTIVITY 2

	READ	Read the  and  words from Wednesday Activity 1 .
	WRITE	Write the  words and  words in your dictionary. Draw a picture of the word: tree

THURSDAY ACTIVITY 1

	LOOK & SAY	change	world	save	planet	plastic
	SOUND OUT	drip	tree	drop	seem	
		drag	queen	drum	weed	

	READ	 <p>We must change! We must not drop plastic. We must change and not drop plastic. We must save the world. We must save the planet. We must save the trees. We must not drop plastic and we will save the world!</p>
--	-------------	---

THURSDAY ACTIVITY 2



READ

Read the  and  words from Thursday Activity 1.



WRITE

Draw a picture of your favourite part of the Big Book story.

FRIDAY ACTIVITY 1



READ

Read all the  and  words again.



READ

Read the story from Thursday Activity 1.

FRIDAY ACTIVITY 2



READ

Read all the  and  words again.









WRITE






Write the sentences in your book. Fix the mistakes.

1. we must change
2. we must save the planet
3. we must save the trees





MONDAY ACTIVITY 1

	LOOK & SAY	change	world	save	planet	plastic
	SOUND OUT	stop	boat	must	road	
		just	goat	rust	soap	
	READ	The goat must not stop. The goat must not just stop. The goat must not stop in the road. The goat must not just stop in the road. It is not safe for the goat to stop in the road.				
	WRITE	Write the  and  words in your dictionary.				





MONDAY ACTIVITY 2

	READ	Read the  and  words from Monday Activity 1.
	READ	The boat must not go on the road. The boat must stop. The boat must stop and not go on the road. The boat must just stop and not go on the road. It is not safe. It is not safe for the boat to go on the road.
	WRITE	Draw a picture of the word: soap





TUESDAY ACTIVITY 1

	LOOK & SAY	change	world	save	planet	plastic
	SOUND OUT	stop	must	just	rust	
		rust	just	must	stop	
	READ	I must not drop the drum. I must not drag the drum. I must not drop or drag the drum. I must not drop the drum on the road. I must not drag the drum on the road. I must not drop or drag the drum on the road.				
	WRITE	<p>1. What must I not drop? I must not drop the _____.</p> <p>2. Where must I not drop the drum? I must not drop the drum on the _____.</p>				

TUESDAY ACTIVITY 2

	READ	Read the  and  words from Tuesday Activity 1.
	WRITE	Draw a picture of the word: plastic

WEDNESDAY ACTIVITY 1

	LOOK & SAY	change	world	save	planet	plastic
	SOUND OUT	tree	seem	queen	weed	
		seem	queen	weed	tree	
	READ	I see. I see the tree. I see. I see the weed. I see the weed by the tree. Can you see? Can you see the tree? Can you see? Can you see the weed? Can you see the weed by the tree?				
	WRITE	<p>1. What do I see? I see the _____.</p> <p>2. What do I see by the tree? I see the _____ by the tree.</p>				

WEDNESDAY ACTIVITY 2



READ

Read the  and  words from Wednesday Activity 1.



WRITE

Write the  words and  words in your dictionary.
Draw a picture of the word: **tree**

THURSDAY ACTIVITY 1



LOOK & SAY

change

world

save

planet

plastic



SOUND OUT

drip

tree

drop

seem

drag

queen

drum

weed



READ



We must change! We must not drop plastic. We must change and not drop plastic. We must save the world. We must save the planet. We must save the trees. We must not drop plastic and we will save the world!

THURSDAY ACTIVITY 2



READ

Read the  and  words from Thursday Activity 1.



WRITE

Draw a picture of your favourite part of the Big Book story.

FRIDAY ACTIVITY 1



READ

Read all the  and  words again.



READ

Read the story from Thursday Activity 1.

FRIDAY ACTIVITY 2



READ

Read all the  and  words again.









WRITE






Write the sentences in your book. Fix the mistakes.

1. we must change
2. we must save the planet
3. we must save the trees





MONDAY ACTIVITY 1

	LOOK & SAY	change	world	save	planet	plastic
	SOUND OUT	stop	boat	must	road	
		just	goat	rust	soap	
	READ	The goat must not stop. The goat must not just stop. The goat must not stop in the road. The goat must not just stop in the road. It is not safe for the goat to stop in the road.				
	WRITE	Write the  and  words in your dictionary.				





MONDAY ACTIVITY 2

	READ	Read the  and  words from Monday Activity 1.
	READ	The boat must not go on the road. The boat must stop. The boat must stop and not go on the road. The boat must just stop and not go on the road. It is not safe. It is not safe for the boat to go on the road.
	WRITE	Draw a picture of the word: soap





TUESDAY ACTIVITY 1

	LOOK & SAY	change	world	save	planet	plastic
	SOUND OUT	stop	must	just	rust	
		rust	just	must	stop	
	READ	I must not drop the drum. I must not drag the drum. I must not drop or drag the drum. I must not drop the drum on the road. I must not drag the drum on the road. I must not drop or drag the drum on the road.				
	WRITE	<p>1. What must I not drop? I must not drop the _____.</p> <p>2. Where must I not drop the drum? I must not drop the drum on the _____.</p>				

TUESDAY ACTIVITY 2

	READ	Read the  and  words from Tuesday Activity 1.
	WRITE	Draw a picture of the word: plastic

WEDNESDAY ACTIVITY 1

	LOOK & SAY	change	world	save	planet	plastic
	SOUND OUT	tree	seem	queen	weed	
		seem	queen	weed	tree	
	READ	I see. I see the tree. I see. I see the weed. I see the weed by the tree. Can you see? Can you see the tree? Can you see? Can you see the weed? Can you see the weed by the tree?				
	WRITE	<p>1. What do I see? I see the _____.</p> <p>2. What do I see by the tree? I see the _____ by the tree.</p>				

WEDNESDAY ACTIVITY 2



READ

Read the  and  words from Wednesday Activity 1.



WRITE

Write the  words and  words in your dictionary.
Draw a picture of the word: **tree**

THURSDAY ACTIVITY 1



LOOK & SAY

change

world

save

planet

plastic



SOUND OUT

drip

tree

drop

seem

drag

queen

drum

weed



READ



We must change! We must not drop plastic. We must change and not drop plastic. We must save the world. We must save the planet. We must save the trees. We must not drop plastic and we will save the world!

THURSDAY ACTIVITY 2



READ

Read the  and  words from Thursday Activity 1.



WRITE

Draw a picture of your favourite part of the Big Book story.

FRIDAY ACTIVITY 1



READ

Read all the  and  words again.



READ

Read the story from Thursday Activity 1.

FRIDAY ACTIVITY 2



READ

Read all the  and  words again.









WRITE






Write the sentences in your book. Fix the mistakes.

1. we must change
2. we must save the planet
3. we must save the trees





MONDAY ACTIVITY 1

	LOOK & SAY	change	world	save	planet	plastic
	SOUND OUT	stop	boat	must	road	
		just	goat	rust	soap	
	READ	The goat must not stop. The goat must not just stop. The goat must not stop in the road. The goat must not just stop in the road. It is not safe for the goat to stop in the road.				
	WRITE	Write the  and  words in your dictionary.				





MONDAY ACTIVITY 2

	READ	Read the  and  words from Monday Activity 1.
	READ	The boat must not go on the road. The boat must stop. The boat must stop and not go on the road. The boat must just stop and not go on the road. It is not safe. It is not safe for the boat to go on the road.
	WRITE	Draw a picture of the word: soap





TUESDAY ACTIVITY 1

	LOOK & SAY	change	world	save	planet	plastic
	SOUND OUT	stop	must	just	rust	
		rust	just	must	stop	
	READ	I must not drop the drum. I must not drag the drum. I must not drop or drag the drum. I must not drop the drum on the road. I must not drag the drum on the road. I must not drop or drag the drum on the road.				
	WRITE	<p>1. What must I not drop? I must not drop the _____.</p> <p>2. Where must I not drop the drum? I must not drop the drum on the _____.</p>				

TUESDAY ACTIVITY 2

	READ	Read the  and  words from Tuesday Activity 1.
	WRITE	Draw a picture of the word: plastic

WEDNESDAY ACTIVITY 1

	LOOK & SAY	change	world	save	planet	plastic
	SOUND OUT	tree	seem	queen	weed	
		seem	queen	weed	tree	
	READ	I see. I see the tree. I see. I see the weed. I see the weed by the tree. Can you see? Can you see the tree? Can you see? Can you see the weed? Can you see the weed by the tree?				
	WRITE	<p>1. What do I see? I see the _____.</p> <p>2. What do I see by the tree? I see the _____ by the tree.</p>				

WEDNESDAY ACTIVITY 2



READ

Read the  and  words from Wednesday Activity 1.



WRITE

Write the  words and  words in your dictionary.
Draw a picture of the word: **tree**

THURSDAY ACTIVITY 1



LOOK & SAY

change

world

save

planet

plastic



SOUND OUT

drip

tree

drop

seem

drag

queen

drum

weed



READ



We must change! We must not drop plastic. We must change and not drop plastic. We must save the world. We must save the planet. We must save the trees. We must not drop plastic and we will save the world!

THURSDAY ACTIVITY 2



READ

Read the  and  words from Thursday Activity 1.



WRITE

Draw a picture of your favourite part of the Big Book story.

FRIDAY ACTIVITY 1



READ

Read all the  and  words again.



READ

Read the story from Thursday Activity 1.

FRIDAY ACTIVITY 2



READ

Read all the  and  words again.









WRITE






Write the sentences in your book. Fix the mistakes.

1. we must change
2. we must save the planet
3. we must save the trees





MONDAY ACTIVITY 1

	LOOK & SAY	change	world	save	planet	plastic
	SOUND OUT	stop	boat	must	road	
		just	goat	rust	soap	
	READ	The goat must not stop. The goat must not just stop. The goat must not stop in the road. The goat must not just stop in the road. It is not safe for the goat to stop in the road.				
	WRITE	Write the  and  words in your dictionary.				





MONDAY ACTIVITY 2

	READ	Read the  and  words from Monday Activity 1.
	READ	The boat must not go on the road. The boat must stop. The boat must stop and not go on the road. The boat must just stop and not go on the road. It is not safe. It is not safe for the boat to go on the road.
	WRITE	Draw a picture of the word: soap





TUESDAY ACTIVITY 1

	LOOK & SAY	change	world	save	planet	plastic
	SOUND OUT	stop	must	just	rust	
		rust	just	must	stop	
	READ	I must not drop the drum. I must not drag the drum. I must not drop or drag the drum. I must not drop the drum on the road. I must not drag the drum on the road. I must not drop or drag the drum on the road.				
	WRITE	<p>1. What must I not drop? I must not drop the _____.</p> <p>2. Where must I not drop the drum? I must not drop the drum on the _____.</p>				







TUESDAY ACTIVITY 2

	READ	Read the  and  words from Tuesday Activity 1.
	WRITE	Draw a picture of the word: plastic



WEDNESDAY ACTIVITY 1

	LOOK & SAY	change	world	save	planet	plastic
	SOUND OUT	tree	seem	queen	weed	
		seem	queen	weed	tree	
	READ	I see. I see the tree. I see. I see the weed. I see the weed by the tree. Can you see? Can you see the tree? Can you see? Can you see the weed? Can you see the weed by the tree?				
	WRITE	<p>1. What do I see? I see the _____.</p> <p>2. What do I see by the tree? I see the _____ by the tree.</p>				

WEDNESDAY ACTIVITY 2

	READ	Read the  and  words from Wednesday Activity 1.
	WRITE	Write the  words and  words in your dictionary. Draw a picture of the word: tree

THURSDAY ACTIVITY 1

	LOOK & SAY	change	world	save	planet	plastic
	SOUND OUT	drip	tree	drop	seem	
		drag	queen	drum	weed	

	READ	 <p>We must change! We must not drop plastic. We must change and not drop plastic. We must save the world. We must save the planet. We must save the trees. We must not drop plastic and we will save the world!</p>
--	-------------	---

THURSDAY ACTIVITY 2



READ

Read the  and  words from Thursday Activity 1.



WRITE

Draw a picture of your favourite part of the Big Book story.

FRIDAY ACTIVITY 1



READ

Read all the  and  words again.



READ

Read the story from Thursday Activity 1.

FRIDAY ACTIVITY 2



READ

Read all the  and  words again.









WRITE






Write the sentences in your book. Fix the mistakes.

1. we must change
2. we must save the planet
3. we must save the trees





MONDAY ACTIVITY 1

	LOOK & SAY	change	world	save	planet	plastic
	SOUND OUT	stop	boat	must	road	
		just	goat	rust	soap	
	READ	The goat must not stop. The goat must not just stop. The goat must not stop in the road. The goat must not just stop in the road. It is not safe for the goat to stop in the road.				
	WRITE	Write the  and  words in your dictionary.				





MONDAY ACTIVITY 2

	READ	Read the  and  words from Monday Activity 1.
	READ	The boat must not go on the road. The boat must stop. The boat must stop and not go on the road. The boat must just stop and not go on the road. It is not safe. It is not safe for the boat to go on the road.
	WRITE	Draw a picture of the word: soap





TUESDAY ACTIVITY 1

	LOOK & SAY	change	world	save	planet	plastic
	SOUND OUT	stop	must	just	rust	
		rust	just	must	stop	
	READ	I must not drop the drum. I must not drag the drum. I must not drop or drag the drum. I must not drop the drum on the road. I must not drag the drum on the road. I must not drop or drag the drum on the road.				
	WRITE	<p>1. What must I not drop? I must not drop the _____.</p> <p>2. Where must I not drop the drum? I must not drop the drum on the _____.</p>				

TUESDAY ACTIVITY 2

	READ	Read the  and  words from Tuesday Activity 1.
	WRITE	Draw a picture of the word: plastic

WEDNESDAY ACTIVITY 1

	LOOK & SAY	change	world	save	planet	plastic
	SOUND OUT	tree	seem	queen	weed	
		seem	queen	weed	tree	
	READ	I see. I see the tree. I see. I see the weed. I see the weed by the tree. Can you see? Can you see the tree? Can you see? Can you see the weed? Can you see the weed by the tree?				
	WRITE	<p>1. What do I see? I see the _____.</p> <p>2. What do I see by the tree? I see the _____ by the tree.</p>				

WEDNESDAY ACTIVITY 2



READ

Read the  and  words from Wednesday Activity 1.



WRITE

Write the  words and  words in your dictionary.
Draw a picture of the word: **tree**

THURSDAY ACTIVITY 1



LOOK & SAY

change

world

save

planet

plastic



SOUND OUT

drip

tree

drop

seem

drag

queen

drum

weed



READ



We must change! We must not drop plastic. We must change and not drop plastic. We must save the world. We must save the planet. We must save the trees. We must not drop plastic and we will save the world!

THURSDAY ACTIVITY 2



READ

Read the  and  words from Thursday Activity 1.



WRITE

Draw a picture of your favourite part of the Big Book story.

FRIDAY ACTIVITY 1



READ

Read all the  and  words again.



READ

Read the story from Thursday Activity 1.

FRIDAY ACTIVITY 2



READ

Read all the  and  words again.









WRITE






Write the sentences in your book. Fix the mistakes.

1. we must change
2. we must save the planet
3. we must save the trees





MONDAY ACTIVITY 1

	LOOK & SAY	change	world	save	planet	plastic
	SOUND OUT	stop	boat	must	road	
		just	goat	rust	soap	
	READ	The goat must not stop. The goat must not just stop. The goat must not stop in the road. The goat must not just stop in the road. It is not safe for the goat to stop in the road.				
	WRITE	Write the  and  words in your dictionary.				





MONDAY ACTIVITY 2

	READ	Read the  and  words from Monday Activity 1.
	READ	The boat must not go on the road. The boat must stop. The boat must stop and not go on the road. The boat must just stop and not go on the road. It is not safe. It is not safe for the boat to go on the road.
	WRITE	Draw a picture of the word: soap





TUESDAY ACTIVITY 1

	LOOK & SAY	change	world	save	planet	plastic
	SOUND OUT	stop	must	just	rust	
		rust	just	must	stop	
	READ	I must not drop the drum. I must not drag the drum. I must not drop or drag the drum. I must not drop the drum on the road. I must not drag the drum on the road. I must not drop or drag the drum on the road.				
	WRITE	<p>1. What must I not drop? I must not drop the _____.</p> <p>2. Where must I not drop the drum? I must not drop the drum on the _____.</p>				

TUESDAY ACTIVITY 2

	READ	Read the  and  words from Tuesday Activity 1.
	WRITE	Draw a picture of the word: plastic

WEDNESDAY ACTIVITY 1

	LOOK & SAY	change	world	save	planet	plastic
	SOUND OUT	tree	seem	queen	weed	
		seem	queen	weed	tree	
	READ	I see. I see the tree. I see. I see the weed. I see the weed by the tree. Can you see? Can you see the tree? Can you see? Can you see the weed? Can you see the weed by the tree?				
	WRITE	<p>1. What do I see? I see the _____.</p> <p>2. What do I see by the tree? I see the _____ by the tree.</p>				

WEDNESDAY ACTIVITY 2



READ

Read the  and  words from Wednesday Activity 1.



WRITE

Write the  words and  words in your dictionary.
Draw a picture of the word: **tree**

THURSDAY ACTIVITY 1



LOOK & SAY

change

world

save

planet

plastic



SOUND OUT

drip

tree

drop

seem

drag

queen

drum

weed



READ



We must change! We must not drop plastic. We must change and not drop plastic. We must save the world. We must save the planet. We must save the trees. We must not drop plastic and we will save the world!

THURSDAY ACTIVITY 2



READ

Read the  and  words from Thursday Activity 1.



WRITE

Draw a picture of your favourite part of the Big Book story.

FRIDAY ACTIVITY 1



READ

Read all the  and  words again.



READ

Read the story from Thursday Activity 1.

FRIDAY ACTIVITY 2



READ

Read all the  and  words again.









WRITE






Write the sentences in your book. Fix the mistakes.

1. we must change
2. we must save the planet
3. we must save the trees





MONDAY ACTIVITY 1

	LOOK & SAY	change	world	save	planet	plastic
	SOUND OUT	stop	boat	must	road	
		just	goat	rust	soap	
	READ	The goat must not stop. The goat must not just stop. The goat must not stop in the road. The goat must not just stop in the road. It is not safe for the goat to stop in the road.				
	WRITE	Write the  and  words in your dictionary.				





MONDAY ACTIVITY 2

	READ	Read the  and  words from Monday Activity 1.
	READ	The boat must not go on the road. The boat must stop. The boat must stop and not go on the road. The boat must just stop and not go on the road. It is not safe. It is not safe for the boat to go on the road.
	WRITE	Draw a picture of the word: soap





TUESDAY ACTIVITY 1

	LOOK & SAY	change	world	save	planet	plastic
	SOUND OUT	stop	must	just	rust	
		rust	just	must	stop	
	READ	I must not drop the drum. I must not drag the drum. I must not drop or drag the drum. I must not drop the drum on the road. I must not drag the drum on the road. I must not drop or drag the drum on the road.				
	WRITE	<p>1. What must I not drop? I must not drop the _____.</p> <p>2. Where must I not drop the drum? I must not drop the drum on the _____.</p>				







TUESDAY ACTIVITY 2

	READ	Read the  and  words from Tuesday Activity 1.
	WRITE	Draw a picture of the word: plastic



WEDNESDAY ACTIVITY 1

	LOOK & SAY	change	world	save	planet	plastic
	SOUND OUT	tree	seem	queen	weed	
		seem	queen	weed	tree	
	READ	I see. I see the tree. I see. I see the weed. I see the weed by the tree. Can you see? Can you see the tree? Can you see? Can you see the weed? Can you see the weed by the tree?				
	WRITE	<p>1. What do I see? I see the _____.</p> <p>2. What do I see by the tree? I see the _____ by the tree.</p>				

WEDNESDAY ACTIVITY 2

	READ	Read the  and  words from Wednesday Activity 1.
	WRITE	Write the  words and  words in your dictionary. Draw a picture of the word: tree

THURSDAY ACTIVITY 1

	LOOK & SAY	change	world	save	planet	plastic
	SOUND OUT	drip	tree	drop	seem	
		drag	queen	drum	weed	

	READ	 <p>We must change! We must not drop plastic. We must change and not drop plastic. We must save the world. We must save the planet. We must save the trees. We must not drop plastic and we will save the world!</p>
--	-------------	---

THURSDAY ACTIVITY 2



READ

Read the  and  words from Thursday Activity 1.



WRITE

Draw a picture of your favourite part of the Big Book story.

FRIDAY ACTIVITY 1



READ

Read all the  and  words again.



READ

Read the story from Thursday Activity 1.

FRIDAY ACTIVITY 2



READ

Read all the  and  words again.









WRITE






Write the sentences in your book. Fix the mistakes.

1. we must change
2. we must save the planet
3. we must save the trees





MONDAY ACTIVITY 1

	LOOK & SAY	change	world	save	planet	plastic
	SOUND OUT	stop	boat	must	road	
		just	goat	rust	soap	
	READ	The goat must not stop. The goat must not just stop. The goat must not stop in the road. The goat must not just stop in the road. It is not safe for the goat to stop in the road.				
	WRITE	Write the  and  words in your dictionary.				





MONDAY ACTIVITY 2

	READ	Read the  and  words from Monday Activity 1.
	READ	The boat must not go on the road. The boat must stop. The boat must stop and not go on the road. The boat must just stop and not go on the road. It is not safe. It is not safe for the boat to go on the road.
	WRITE	Draw a picture of the word: soap





TUESDAY ACTIVITY 1

	LOOK & SAY	change	world	save	planet	plastic
	SOUND OUT	stop	must	just	rust	
		rust	just	must	stop	
	READ	I must not drop the drum. I must not drag the drum. I must not drop or drag the drum. I must not drop the drum on the road. I must not drag the drum on the road. I must not drop or drag the drum on the road.				
	WRITE	<p>1. What must I not drop? I must not drop the _____.</p> <p>2. Where must I not drop the drum? I must not drop the drum on the _____.</p>				







TUESDAY ACTIVITY 2

	READ	Read the  and  words from Tuesday Activity 1.
	WRITE	Draw a picture of the word: plastic



WEDNESDAY ACTIVITY 1

	LOOK & SAY	change	world	save	planet	plastic
	SOUND OUT	tree	seem	queen	weed	
		seem	queen	weed	tree	
	READ	I see. I see the tree. I see. I see the weed. I see the weed by the tree. Can you see? Can you see the tree? Can you see? Can you see the weed? Can you see the weed by the tree?				
	WRITE	<p>1. What do I see? I see the _____.</p> <p>2. What do I see by the tree? I see the _____ by the tree.</p>				

WEDNESDAY ACTIVITY 2

	READ	Read the  and  words from Wednesday Activity 1 .
	WRITE	Write the  words and  words in your dictionary. Draw a picture of the word: tree

THURSDAY ACTIVITY 1

	LOOK & SAY	change	world	save	planet	plastic
	SOUND OUT	drip	tree	drop	seem	
		drag	queen	drum	weed	

	READ	 <p>We must change! We must not drop plastic. We must change and not drop plastic. We must save the world. We must save the planet. We must save the trees. We must not drop plastic and we will save the world!</p>
--	-------------	---

THURSDAY ACTIVITY 2



READ

Read the  and  words from Thursday Activity 1.



WRITE

Draw a picture of your favourite part of the Big Book story.

FRIDAY ACTIVITY 1



READ

Read all the  and  words again.



READ

Read the story from Thursday Activity 1.

FRIDAY ACTIVITY 2



READ

Read all the  and  words again.









WRITE






Write the sentences in your book. Fix the mistakes.

1. we must change
2. we must save the planet
3. we must save the trees





MONDAY ACTIVITY 1

	LOOK & SAY	change	world	save	planet	plastic
	SOUND OUT	stop	boat	must	road	
		just	goat	rust	soap	
	READ	The goat must not stop. The goat must not just stop. The goat must not stop in the road. The goat must not just stop in the road. It is not safe for the goat to stop in the road.				
	WRITE	Write the  and  words in your dictionary.				





MONDAY ACTIVITY 2

	READ	Read the  and  words from Monday Activity 1.
	READ	The boat must not go on the road. The boat must stop. The boat must stop and not go on the road. The boat must just stop and not go on the road. It is not safe. It is not safe for the boat to go on the road.
	WRITE	Draw a picture of the word: soap





TUESDAY ACTIVITY 1

	LOOK & SAY	change	world	save	planet	plastic
	SOUND OUT	stop	must	just	rust	
		rust	just	must	stop	
	READ	I must not drop the drum. I must not drag the drum. I must not drop or drag the drum. I must not drop the drum on the road. I must not drag the drum on the road. I must not drop or drag the drum on the road.				
	WRITE	<p>1. What must I not drop? I must not drop the _____.</p> <p>2. Where must I not drop the drum? I must not drop the drum on the _____.</p>				

TUESDAY ACTIVITY 2

	READ	Read the  and  words from Tuesday Activity 1.
	WRITE	Draw a picture of the word: plastic

WEDNESDAY ACTIVITY 1

	LOOK & SAY	change	world	save	planet	plastic
	SOUND OUT	tree	seem	queen	weed	
		seem	queen	weed	tree	
	READ	I see. I see the tree. I see. I see the weed. I see the weed by the tree. Can you see? Can you see the tree? Can you see? Can you see the weed? Can you see the weed by the tree?				
	WRITE	<p>1. What do I see? I see the _____.</p> <p>2. What do I see by the tree? I see the _____ by the tree.</p>				

WEDNESDAY ACTIVITY 2



READ

Read the  and  words from Wednesday Activity 1.



WRITE

Write the  words and  words in your dictionary.
Draw a picture of the word: **tree**

THURSDAY ACTIVITY 1



LOOK & SAY

change

world

save

planet

plastic



SOUND OUT

drip

tree

drop

seem

drag

queen

drum

weed



READ



We must change! We must not drop plastic. We must change and not drop plastic. We must save the world. We must save the planet. We must save the trees. We must not drop plastic and we will save the world!





THURSDAY ACTIVITY 2

	READ	Read the  and  words from Thursday Activity 1.
	WRITE	Draw a picture of your favourite part of the Big Book story.







FRIDAY ACTIVITY 1

	READ	Read all the  and  words again.
	READ	Read the story from Thursday Activity 1.






FRIDAY ACTIVITY 2

	READ	Read all the  and  words again.
	WRITE	Write the sentences in your book. Fix the mistakes. 1. we must change 2. we must save the planet 3. we must save the trees





MONDAY ACTIVITY 1

	LOOK & SAY	change	world	save	planet	plastic
	SOUND OUT	stop	boat	must	road	
		just	goat	rust	soap	
	READ	The goat must not stop. The goat must not just stop. The goat must not stop in the road. The goat must not just stop in the road. It is not safe for the goat to stop in the road.				
	WRITE	Write the  and  words in your dictionary.				





MONDAY ACTIVITY 2

	READ	Read the  and  words from Monday Activity 1.
	READ	The boat must not go on the road. The boat must stop. The boat must stop and not go on the road. The boat must just stop and not go on the road. It is not safe. It is not safe for the boat to go on the road.
	WRITE	Draw a picture of the word: soap





TUESDAY ACTIVITY 1

	LOOK & SAY	change	world	save	planet	plastic
	SOUND OUT	stop	must	just	rust	
		rust	just	must	stop	
	READ	I must not drop the drum. I must not drag the drum. I must not drop or drag the drum. I must not drop the drum on the road. I must not drag the drum on the road. I must not drop or drag the drum on the road.				
	WRITE	<p>1. What must I not drop? I must not drop the _____.</p> <p>2. Where must I not drop the drum? I must not drop the drum on the _____.</p>				

TUESDAY ACTIVITY 2

	READ	Read the  and  words from Tuesday Activity 1.
	WRITE	Draw a picture of the word: plastic

WEDNESDAY ACTIVITY 1

	LOOK & SAY	change	world	save	planet	plastic
	SOUND OUT	tree	seem	queen	weed	
		seem	queen	weed	tree	
	READ	I see. I see the tree. I see. I see the weed. I see the weed by the tree. Can you see? Can you see the tree? Can you see? Can you see the weed? Can you see the weed by the tree?				
	WRITE	<p>1. What do I see? I see the _____.</p> <p>2. What do I see by the tree? I see the _____ by the tree.</p>				

WEDNESDAY ACTIVITY 2



READ

Read the  and  words from Wednesday Activity 1.



WRITE

Write the  words and  words in your dictionary.
Draw a picture of the word: **tree**

THURSDAY ACTIVITY 1



LOOK & SAY

change

world

save

planet

plastic



SOUND OUT

drip

tree

drop

seem

drag

queen

drum

weed







READ



We must change! We must not drop plastic. We must change and not drop plastic. We must save the world. We must save the planet. We must save the trees. We must not drop plastic and we will save the world!





THURSDAY ACTIVITY 2

	READ	Read the  and  words from Thursday Activity 1.
	WRITE	Draw a picture of your favourite part of the Big Book story.







FRIDAY ACTIVITY 1

	READ	Read all the  and  words again.
	READ	Read the story from Thursday Activity 1.






FRIDAY ACTIVITY 2

	READ	Read all the  and  words again.
	WRITE	Write the sentences in your book. Fix the mistakes. 1. we must change 2. we must save the planet 3. we must save the trees





MONDAY ACTIVITY 1

	LOOK & SAY	change	world	save	planet	plastic
	SOUND OUT	stop	boat	must	road	
		just	goat	rust	soap	
	READ	The goat must not stop. The goat must not just stop. The goat must not stop in the road. The goat must not just stop in the road. It is not safe for the goat to stop in the road.				
	WRITE	Write the  and  words in your dictionary.				





MONDAY ACTIVITY 2

	READ	Read the  and  words from Monday Activity 1.
	READ	The boat must not go on the road. The boat must stop. The boat must stop and not go on the road. The boat must just stop and not go on the road. It is not safe. It is not safe for the boat to go on the road.
	WRITE	Draw a picture of the word: soap





TUESDAY ACTIVITY 1

	LOOK & SAY	change	world	save	planet	plastic
	SOUND OUT	stop	must	just	rust	
		rust	just	must	stop	
	READ	I must not drop the drum. I must not drag the drum. I must not drop or drag the drum. I must not drop the drum on the road. I must not drag the drum on the road. I must not drop or drag the drum on the road.				
	WRITE	<p>1. What must I not drop? I must not drop the _____.</p> <p>2. Where must I not drop the drum? I must not drop the drum on the _____.</p>				

TUESDAY ACTIVITY 2

	READ	Read the  and  words from Tuesday Activity 1.
	WRITE	Draw a picture of the word: plastic

WEDNESDAY ACTIVITY 1

	LOOK & SAY	change	world	save	planet	plastic
	SOUND OUT	tree	seem	queen	weed	
		seem	queen	weed	tree	
	READ	I see. I see the tree. I see. I see the weed. I see the weed by the tree. Can you see? Can you see the tree? Can you see? Can you see the weed? Can you see the weed by the tree?				
	WRITE	<p>1. What do I see? I see the _____.</p> <p>2. What do I see by the tree? I see the _____ by the tree.</p>				

WEDNESDAY ACTIVITY 2



READ

Read the  and  words from Wednesday Activity 1.



WRITE

Write the  words and  words in your dictionary.
Draw a picture of the word: **tree**

THURSDAY ACTIVITY 1



LOOK & SAY

change

world

save

planet

plastic



SOUND OUT

drip

tree

drop

seem

drag

queen

drum

weed



READ



We must change! We must not drop plastic. We must change and not drop plastic. We must save the world. We must save the planet. We must save the trees. We must not drop plastic and we will save the world!

THURSDAY ACTIVITY 2



READ

Read the  and  words from Thursday Activity 1.



WRITE

Draw a picture of your favourite part of the Big Book story.

FRIDAY ACTIVITY 1



READ

Read all the  and  words again.



READ

Read the story from Thursday Activity 1.

FRIDAY ACTIVITY 2



READ

Read all the  and  words again.









WRITE






Write the sentences in your book. Fix the mistakes.

1. we must change
2. we must save the planet
3. we must save the trees





MONDAY ACTIVITY 1

	LOOK & SAY	change	world	save	planet	plastic
	SOUND OUT	stop	boat	must	road	
		just	goat	rust	soap	
	READ	The goat must not stop. The goat must not just stop. The goat must not stop in the road. The goat must not just stop in the road. It is not safe for the goat to stop in the road.				
	WRITE	Write the  and  words in your dictionary.				





MONDAY ACTIVITY 2

	READ	Read the  and  words from Monday Activity 1.
	READ	The boat must not go on the road. The boat must stop. The boat must stop and not go on the road. The boat must just stop and not go on the road. It is not safe. It is not safe for the boat to go on the road.
	WRITE	Draw a picture of the word: soap





TUESDAY ACTIVITY 1

	LOOK & SAY	change	world	save	planet	plastic
	SOUND OUT	stop	must	just	rust	
		rust	just	must	stop	
	READ	I must not drop the drum. I must not drag the drum. I must not drop or drag the drum. I must not drop the drum on the road. I must not drag the drum on the road. I must not drop or drag the drum on the road.				
	WRITE	<p>1. What must I not drop? I must not drop the _____.</p> <p>2. Where must I not drop the drum? I must not drop the drum on the _____.</p>				

TUESDAY ACTIVITY 2

	READ	Read the  and  words from Tuesday Activity 1.
	WRITE	Draw a picture of the word: plastic

WEDNESDAY ACTIVITY 1

	LOOK & SAY	change	world	save	planet	plastic
	SOUND OUT	tree	seem	queen	weed	
		seem	queen	weed	tree	
	READ	I see. I see the tree. I see. I see the weed. I see the weed by the tree. Can you see? Can you see the tree? Can you see? Can you see the weed? Can you see the weed by the tree?				
	WRITE	<p>1. What do I see? I see the _____.</p> <p>2. What do I see by the tree? I see the _____ by the tree.</p>				

WEDNESDAY ACTIVITY 2



READ

Read the  and  words from Wednesday Activity 1.



WRITE

Write the  words and  words in your dictionary.
Draw a picture of the word: **tree**

THURSDAY ACTIVITY 1



LOOK & SAY

change

world

save

planet

plastic



SOUND OUT

drip

tree

drop

seem

drag

queen

drum

weed



READ



We must change! We must not drop plastic. We must change and not drop plastic. We must save the world. We must save the planet. We must save the trees. We must not drop plastic and we will save the world!

THURSDAY ACTIVITY 2



READ

Read the  and  words from Thursday Activity 1.



WRITE

Draw a picture of your favourite part of the Big Book story.

FRIDAY ACTIVITY 1



READ

Read all the  and  words again.



READ

Read the story from Thursday Activity 1.

FRIDAY ACTIVITY 2



READ

Read all the  and  words again.









WRITE






Write the sentences in your book. Fix the mistakes.

1. we must change
2. we must save the planet
3. we must save the trees





MONDAY ACTIVITY 1

	LOOK & SAY	change	world	save	planet	plastic
	SOUND OUT	stop	boat	must	road	
		just	goat	rust	soap	
	READ	The goat must not stop. The goat must not just stop. The goat must not stop in the road. The goat must not just stop in the road. It is not safe for the goat to stop in the road.				
	WRITE	Write the  and  words in your dictionary.				





MONDAY ACTIVITY 2

	READ	Read the  and  words from Monday Activity 1.
	READ	The boat must not go on the road. The boat must stop. The boat must stop and not go on the road. The boat must just stop and not go on the road. It is not safe. It is not safe for the boat to go on the road.
	WRITE	Draw a picture of the word: soap





TUESDAY ACTIVITY 1

	LOOK & SAY	change	world	save	planet	plastic
	SOUND OUT	stop	must	just	rust	
		rust	just	must	stop	
	READ	I must not drop the drum. I must not drag the drum. I must not drop or drag the drum. I must not drop the drum on the road. I must not drag the drum on the road. I must not drop or drag the drum on the road.				
	WRITE	<p>1. What must I not drop? I must not drop the _____.</p> <p>2. Where must I not drop the drum? I must not drop the drum on the _____.</p>				

TUESDAY ACTIVITY 2

	READ	Read the  and  words from Tuesday Activity 1.
	WRITE	Draw a picture of the word: plastic

WEDNESDAY ACTIVITY 1

	LOOK & SAY	change	world	save	planet	plastic
	SOUND OUT	tree	seem	queen	weed	
		seem	queen	weed	tree	
	READ	I see. I see the tree. I see. I see the weed. I see the weed by the tree. Can you see? Can you see the tree? Can you see? Can you see the weed? Can you see the weed by the tree?				
	WRITE	<p>1. What do I see? I see the _____.</p> <p>2. What do I see by the tree? I see the _____ by the tree.</p>				

WEDNESDAY ACTIVITY 2



READ

Read the  and  words from Wednesday Activity 1.



WRITE

Write the  words and  words in your dictionary.
Draw a picture of the word: **tree**

THURSDAY ACTIVITY 1



LOOK & SAY

change

world

save

planet

plastic



SOUND OUT

drip

tree

drop

seem

drag

queen

drum

weed



READ



We must change! We must not drop plastic. We must change and not drop plastic. We must save the world. We must save the planet. We must save the trees. We must not drop plastic and we will save the world!

THURSDAY ACTIVITY 2



READ

Read the  and  words from Thursday Activity 1.



WRITE

Draw a picture of your favourite part of the Big Book story.

FRIDAY ACTIVITY 1



READ

Read all the  and  words again.



READ

Read the story from Thursday Activity 1.

FRIDAY ACTIVITY 2



READ

Read all the  and  words again.









WRITE






Write the sentences in your book. Fix the mistakes.

1. we must change
2. we must save the planet
3. we must save the trees





MONDAY ACTIVITY 1

	LOOK & SAY	change	world	save	planet	plastic
	SOUND OUT	stop	boat	must	road	
		just	goat	rust	soap	
	READ	The goat must not stop. The goat must not just stop. The goat must not stop in the road. The goat must not just stop in the road. It is not safe for the goat to stop in the road.				
	WRITE	Write the  and  words in your dictionary.				





MONDAY ACTIVITY 2

	READ	Read the  and  words from Monday Activity 1.
	READ	The boat must not go on the road. The boat must stop. The boat must stop and not go on the road. The boat must just stop and not go on the road. It is not safe. It is not safe for the boat to go on the road.
	WRITE	Draw a picture of the word: soap





TUESDAY ACTIVITY 1

	LOOK & SAY	change	world	save	planet	plastic
	SOUND OUT	stop	must	just	rust	
		rust	just	must	stop	
	READ	I must not drop the drum. I must not drag the drum. I must not drop or drag the drum. I must not drop the drum on the road. I must not drag the drum on the road. I must not drop or drag the drum on the road.				
	WRITE	<p>1. What must I not drop? I must not drop the _____.</p> <p>2. Where must I not drop the drum? I must not drop the drum on the _____.</p>				

TUESDAY ACTIVITY 2

	READ	Read the  and  words from Tuesday Activity 1.
	WRITE	Draw a picture of the word: plastic

WEDNESDAY ACTIVITY 1

	LOOK & SAY	change	world	save	planet	plastic
	SOUND OUT	tree	seem	queen	weed	
		seem	queen	weed	tree	
	READ	I see. I see the tree. I see. I see the weed. I see the weed by the tree. Can you see? Can you see the tree? Can you see? Can you see the weed? Can you see the weed by the tree?				
	WRITE	<p>1. What do I see? I see the _____.</p> <p>2. What do I see by the tree? I see the _____ by the tree.</p>				

WEDNESDAY ACTIVITY 2



READ

Read the  and  words from Wednesday Activity 1.



WRITE

Write the  words and  words in your dictionary.
Draw a picture of the word: **tree**

THURSDAY ACTIVITY 1



LOOK & SAY

change

world

save

planet

plastic



SOUND OUT

drip

tree

drop

seem

drag

queen

drum

weed



READ



We must change! We must not drop plastic. We must change and not drop plastic. We must save the world. We must save the planet. We must save the trees. We must not drop plastic and we will save the world!

THURSDAY ACTIVITY 2



READ

Read the  and  words from Thursday Activity 1.



WRITE

Draw a picture of your favourite part of the Big Book story.

FRIDAY ACTIVITY 1



READ

Read all the  and  words again.



READ

Read the story from Thursday Activity 1.

FRIDAY ACTIVITY 2



READ

Read all the  and  words again.









WRITE






Write the sentences in your book. Fix the mistakes.

1. we must change
2. we must save the planet
3. we must save the trees





MONDAY ACTIVITY 1

	LOOK & SAY	change	world	save	planet	plastic
	SOUND OUT	stop	boat	must	road	
		just	goat	rust	soap	
	READ	The goat must not stop. The goat must not just stop. The goat must not stop in the road. The goat must not just stop in the road. It is not safe for the goat to stop in the road.				
	WRITE	Write the  and  words in your dictionary.				





MONDAY ACTIVITY 2

	READ	Read the  and  words from Monday Activity 1.
	READ	The boat must not go on the road. The boat must stop. The boat must stop and not go on the road. The boat must just stop and not go on the road. It is not safe. It is not safe for the boat to go on the road.
	WRITE	Draw a picture of the word: soap





TUESDAY ACTIVITY 1

	LOOK & SAY	change	world	save	planet	plastic
	SOUND OUT	stop	must	just	rust	
		rust	just	must	stop	
	READ	I must not drop the drum. I must not drag the drum. I must not drop or drag the drum. I must not drop the drum on the road. I must not drag the drum on the road. I must not drop or drag the drum on the road.				
	WRITE	<p>1. What must I not drop? I must not drop the _____.</p> <p>2. Where must I not drop the drum? I must not drop the drum on the _____.</p>				

TUESDAY ACTIVITY 2

	READ	Read the  and  words from Tuesday Activity 1.
	WRITE	Draw a picture of the word: plastic

WEDNESDAY ACTIVITY 1

	LOOK & SAY	change	world	save	planet	plastic
	SOUND OUT	tree	seem	queen	weed	
		seem	queen	weed	tree	
	READ	I see. I see the tree. I see. I see the weed. I see the weed by the tree. Can you see? Can you see the tree? Can you see? Can you see the weed? Can you see the weed by the tree?				
	WRITE	<p>1. What do I see? I see the _____.</p> <p>2. What do I see by the tree? I see the _____ by the tree.</p>				

WEDNESDAY ACTIVITY 2



READ

Read the  and  words from Wednesday Activity 1.



WRITE

Write the  words and  words in your dictionary.
Draw a picture of the word: **tree**

THURSDAY ACTIVITY 1



LOOK & SAY

change

world

save

planet

plastic



SOUND OUT

drip

tree

drop

seem

drag

queen

drum

weed



READ



We must change! We must not drop plastic. We must change and not drop plastic. We must save the world. We must save the planet. We must save the trees. We must not drop plastic and we will save the world!

THURSDAY ACTIVITY 2



READ

Read the  and  words from Thursday Activity 1.



WRITE

Draw a picture of your favourite part of the Big Book story.

FRIDAY ACTIVITY 1



READ

Read all the  and  words again.



READ

Read the story from Thursday Activity 1.

FRIDAY ACTIVITY 2



READ

Read all the  and  words again.









WRITE






Write the sentences in your book. Fix the mistakes.

1. we must change
2. we must save the planet
3. we must save the trees





MONDAY ACTIVITY 1

	LOOK & SAY	very	would	come	beetroot	called
	SOUND OUT	drip	tree	drop	seem	
		drag	queen	drum	weed	
	READ	I see the queen. I see the queen drop the drum. I see the queen drop the drum by the tree. Do you see? Do you see the queen? Do you see the queen drop the drum? Do you see the queen drop the drum by the tree?				
	WRITE	Write the  and  words in your dictionary.				





MONDAY ACTIVITY 2

	READ	Read the  and  words from Monday Activity 1.
	READ	Would you come? Would you come to help me? I need help. I need help to weed the tree. Can you see? Can you see the weeds? Can you see the weeds in the tree? Would you help me weed the tree?
	WRITE	Draw a picture of the word: weed





TUESDAY ACTIVITY 1

	LOOK & SAY	very	would	come	beetroot	called
	SOUND OUT	grab	grin	groan	green	
		green	groan	grin	grab	
	READ	I would not groan. I would not groan if I met the queen. Would you groan? Would you groan if you met the queen? I would grin. I would grin if I met the queen. Would you grin? Would you grin if you met the queen?				
	WRITE	1. What would I not do? I would not _____. 2. What would I do? I would _____.				

TUESDAY ACTIVITY 2

	READ	Read the  and  words from Tuesday Activity 1.
	WRITE	Draw a picture of the word: beetroot

WEDNESDAY ACTIVITY 1

	LOOK & SAY	very	would	come	beetroot	called
	SOUND OUT	moon	soon	groom	loom	
		loom	groom	moon	soon	
	READ	The moon will loom. The moon will loom soon. Would you come to see? Would you come to see the moon? Would you come to see the moon loom? I would come. I would come to see. I would come to see the moon loom.				
	WRITE	1. What will the moon do? The moon will _____. 2. When will the moon loom? The moon will loom _____.				

WEDNESDAY ACTIVITY 2



READ

Read the  and  words from Wednesday Activity 1.



WRITE

Write the  words and  words in your dictionary.
Draw a picture of the word: **groom**

THURSDAY ACTIVITY 1



LOOK & SAY

very

would

come

beetroot

called



SOUND OUT

grab

moon

grin

soon

groan

groom

green

loom







READ







Would you come? Would you come to help? Would you come to help me grab the beetroot? It is very big! The beetroot is very big. I need help. I need help to grab the big beetroot! Would you help me grab the very big beetroot?





THURSDAY ACTIVITY 2

	READ	Read the  and  words from Thursday Activity 1.
	WRITE	Draw a picture of your favourite part of the Big Book story.







FRIDAY ACTIVITY 1

	READ	Read all the  and  words again.
	READ	Read the story from Thursday Activity 1.






FRIDAY ACTIVITY 2

	READ	Read all the  and  words again.
	WRITE	Write the sentences in your book. Fix the mistakes. 1. would you come to help 2. it is very big 3. i need help





MONDAY ACTIVITY 1

	LOOK & SAY	very	would	come	beetroot	called
	SOUND OUT	drip	tree	drop	seem	
		drag	queen	drum	weed	
	READ	I see the queen. I see the queen drop the drum. I see the queen drop the drum by the tree. Do you see? Do you see the queen? Do you see the queen drop the drum? Do you see the queen drop the drum by the tree?				
	WRITE	Write the  and  words in your dictionary.				





MONDAY ACTIVITY 2

	READ	Read the  and  words from Monday Activity 1.
	READ	Would you come? Would you come to help me? I need help. I need help to weed the tree. Can you see? Can you see the weeds? Can you see the weeds in the tree? Would you help me weed the tree?
	WRITE	Draw a picture of the word: weed





TUESDAY ACTIVITY 1

	LOOK & SAY	very	would	come	beetroot	called
	SOUND OUT	grab	grin	groan	green	
		green	groan	grin	grab	
	READ	I would not groan. I would not groan if I met the queen. Would you groan? Would you groan if you met the queen? I would grin. I would grin if I met the queen. Would you grin? Would you grin if you met the queen?				
	WRITE	<p>1. What would I not do? I would not _____.</p> <p>2. What would I do? I would _____.</p>				

TUESDAY ACTIVITY 2

	READ	Read the  and  words from Tuesday Activity 1.
	WRITE	Draw a picture of the word: beetroot

WEDNESDAY ACTIVITY 1

	LOOK & SAY	very	would	come	beetroot	called
	SOUND OUT	moon	soon	groom	loom	
		loom	groom	moon	soon	
	READ	The moon will loom. The moon will loom soon. Would you come to see? Would you come to see the moon? Would you come to see the moon loom? I would come. I would come to see. I would come to see the moon loom.				
	WRITE	<p>1. What will the moon do? The moon will _____.</p> <p>2. When will the moon loom? The moon will loom _____.</p>				

WEDNESDAY ACTIVITY 2



READ

Read the  and  words from Wednesday Activity 1.



WRITE

Write the  words and  words in your dictionary.
Draw a picture of the word: **groom**

THURSDAY ACTIVITY 1



LOOK & SAY

very

would

come

beetroot

called



SOUND OUT

grab

moon

grin

soon

groan

groom

green

loom







READ







Would you come? Would you come to help? Would you come to help me grab the beetroot? It is very big! The beetroot is very big. I need help. I need help to grab the big beetroot! Would you help me grab the very big beetroot?





THURSDAY ACTIVITY 2

	READ	Read the  and  words from Thursday Activity 1.
	WRITE	Draw a picture of your favourite part of the Big Book story.







FRIDAY ACTIVITY 1

	READ	Read all the  and  words again.
	READ	Read the story from Thursday Activity 1.






FRIDAY ACTIVITY 2

	READ	Read all the  and  words again.
	WRITE	Write the sentences in your book. Fix the mistakes. 1. would you come to help 2. it is very big 3. i need help





MONDAY ACTIVITY 1

	LOOK & SAY	very	would	come	beetroot	called
	SOUND OUT	drip	tree	drop	seem	
		drag	queen	drum	weed	
	READ	I see the queen. I see the queen drop the drum. I see the queen drop the drum by the tree. Do you see? Do you see the queen? Do you see the queen drop the drum? Do you see the queen drop the drum by the tree?				
	WRITE	Write the  and  words in your dictionary.				





MONDAY ACTIVITY 2

	READ	Read the  and  words from Monday Activity 1.
	READ	Would you come? Would you come to help me? I need help. I need help to weed the tree. Can you see? Can you see the weeds? Can you see the weeds in the tree? Would you help me weed the tree?
	WRITE	Draw a picture of the word: weed





TUESDAY ACTIVITY 1

	LOOK & SAY	very	would	come	beetroot	called
	SOUND OUT	grab	grin	groan	green	
		green	groan	grin	grab	
	READ	I would not groan. I would not groan if I met the queen. Would you groan? Would you groan if you met the queen? I would grin. I would grin if I met the queen. Would you grin? Would you grin if you met the queen?				
	WRITE	<p>1. What would I not do? I would not _____.</p> <p>2. What would I do? I would _____.</p>				

TUESDAY ACTIVITY 2

	READ	Read the  and  words from Tuesday Activity 1.
	WRITE	Draw a picture of the word: beetroot

WEDNESDAY ACTIVITY 1

	LOOK & SAY	very	would	come	beetroot	called
	SOUND OUT	moon	soon	groom	loom	
		loom	groom	moon	soon	
	READ	The moon will loom. The moon will loom soon. Would you come to see? Would you come to see the moon? Would you come to see the moon loom? I would come. I would come to see. I would come to see the moon loom.				
	WRITE	<p>1. What will the moon do? The moon will _____.</p> <p>2. When will the moon loom? The moon will loom _____.</p>				

WEDNESDAY ACTIVITY 2



READ

Read the  and  words from Wednesday Activity 1.



WRITE

Write the  words and  words in your dictionary.
Draw a picture of the word: **groom**

THURSDAY ACTIVITY 1



LOOK & SAY

very

would

come

beetroot

called



SOUND OUT

grab

moon

grin

soon

groan

groom

green

loom







READ







Would you come? Would you come to help? Would you come to help me grab the beetroot? It is very big! The beetroot is very big. I need help. I need help to grab the big beetroot! Would you help me grab the very big beetroot?





THURSDAY ACTIVITY 2

	READ	Read the  and  words from Thursday Activity 1.
	WRITE	Draw a picture of your favourite part of the Big Book story.







FRIDAY ACTIVITY 1

	READ	Read all the  and  words again.
	READ	Read the story from Thursday Activity 1.






FRIDAY ACTIVITY 2

	READ	Read all the  and  words again.
	WRITE	Write the sentences in your book. Fix the mistakes. 1. would you come to help 2. it is very big 3. i need help





MONDAY ACTIVITY 1

	LOOK & SAY	very	would	come	beetroot	called
	SOUND OUT	drip	tree	drop	seem	
		drag	queen	drum	weed	
	READ	I see the queen. I see the queen drop the drum. I see the queen drop the drum by the tree. Do you see? Do you see the queen? Do you see the queen drop the drum? Do you see the queen drop the drum by the tree?				
	WRITE	Write the  and  words in your dictionary.				





MONDAY ACTIVITY 2

	READ	Read the  and  words from Monday Activity 1.
	READ	Would you come? Would you come to help me? I need help. I need help to weed the tree. Can you see? Can you see the weeds? Can you see the weeds in the tree? Would you help me weed the tree?
	WRITE	Draw a picture of the word: weed





TUESDAY ACTIVITY 1

	LOOK & SAY	very	would	come	beetroot	called
	SOUND OUT	grab	grin	groan	green	
		green	groan	grin	grab	
	READ	I would not groan. I would not groan if I met the queen. Would you groan? Would you groan if you met the queen? I would grin. I would grin if I met the queen. Would you grin? Would you grin if you met the queen?				
	WRITE	<p>1. What would I not do? I would not _____.</p> <p>2. What would I do? I would _____.</p>				

TUESDAY ACTIVITY 2

	READ	Read the  and  words from Tuesday Activity 1.
	WRITE	Draw a picture of the word: beetroot

WEDNESDAY ACTIVITY 1

	LOOK & SAY	very	would	come	beetroot	called
	SOUND OUT	moon	soon	groom	loom	
		loom	groom	moon	soon	
	READ	The moon will loom. The moon will loom soon. Would you come to see? Would you come to see the moon? Would you come to see the moon loom? I would come. I would come to see. I would come to see the moon loom.				
	WRITE	<p>1. What will the moon do? The moon will _____.</p> <p>2. When will the moon loom? The moon will loom _____.</p>				

WEDNESDAY ACTIVITY 2



READ

Read the  and  words from Wednesday Activity 1.



WRITE

Write the  words and  words in your dictionary.
Draw a picture of the word: **groom**

THURSDAY ACTIVITY 1



LOOK & SAY

very

would

come

beetroot

called



SOUND OUT

grab

moon

grin

soon

groan

groom

green

loom







READ







Would you come? Would you come to help? Would you come to help me grab the beetroot? It is very big! The beetroot is very big. I need help. I need help to grab the big beetroot! Would you help me grab the very big beetroot?





THURSDAY ACTIVITY 2

	READ	Read the  and  words from Thursday Activity 1.
	WRITE	Draw a picture of your favourite part of the Big Book story.







FRIDAY ACTIVITY 1

	READ	Read all the  and  words again.
	READ	Read the story from Thursday Activity 1.






FRIDAY ACTIVITY 2

	READ	Read all the  and  words again.
	WRITE	Write the sentences in your book. Fix the mistakes. 1. would you come to help 2. it is very big 3. i need help





MONDAY ACTIVITY 1

	LOOK & SAY	very	would	come	beetroot	called
	SOUND OUT	drip	tree	drop	seem	
		drag	queen	drum	weed	
	READ	I see the queen. I see the queen drop the drum. I see the queen drop the drum by the tree. Do you see? Do you see the queen? Do you see the queen drop the drum? Do you see the queen drop the drum by the tree?				
	WRITE	Write the  and  words in your dictionary.				





MONDAY ACTIVITY 2

	READ	Read the  and  words from Monday Activity 1.
	READ	Would you come? Would you come to help me? I need help. I need help to weed the tree. Can you see? Can you see the weeds? Can you see the weeds in the tree? Would you help me weed the tree?
	WRITE	Draw a picture of the word: weed





TUESDAY ACTIVITY 1

	LOOK & SAY	very	would	come	beetroot	called
	SOUND OUT	grab	grin	groan	green	
		green	groan	grin	grab	
	READ	I would not groan. I would not groan if I met the queen. Would you groan? Would you groan if you met the queen? I would grin. I would grin if I met the queen. Would you grin? Would you grin if you met the queen?				
	WRITE	1. What would I not do? I would not _____. 2. What would I do? I would _____.				

TUESDAY ACTIVITY 2

	READ	Read the  and  words from Tuesday Activity 1.
	WRITE	Draw a picture of the word: beetroot

WEDNESDAY ACTIVITY 1

	LOOK & SAY	very	would	come	beetroot	called
	SOUND OUT	moon	soon	groom	loom	
		loom	groom	moon	soon	
	READ	The moon will loom. The moon will loom soon. Would you come to see? Would you come to see the moon? Would you come to see the moon loom? I would come. I would come to see. I would come to see the moon loom.				
	WRITE	1. What will the moon do? The moon will _____. 2. When will the moon loom? The moon will loom _____.				

WEDNESDAY ACTIVITY 2



READ

Read the  and  words from Wednesday Activity 1.



WRITE

Write the  words and  words in your dictionary.
Draw a picture of the word: **groom**

THURSDAY ACTIVITY 1



LOOK & SAY

very

would

come

beetroot

called



SOUND OUT

grab

moon

grin

soon

groan

groom

green

loom







READ







Would you come? Would you come to help? Would you come to help me grab the beetroot? It is very big! The beetroot is very big. I need help. I need help to grab the big beetroot! Would you help me grab the very big beetroot?





THURSDAY ACTIVITY 2

	READ	Read the  and  words from Thursday Activity 1.
	WRITE	Draw a picture of your favourite part of the Big Book story.







FRIDAY ACTIVITY 1

	READ	Read all the  and  words again.
	READ	Read the story from Thursday Activity 1.






FRIDAY ACTIVITY 2

	READ	Read all the  and  words again.
	WRITE	Write the sentences in your book. Fix the mistakes. 1. would you come to help 2. it is very big 3. i need help





MONDAY ACTIVITY 1

	LOOK & SAY	very	would	come	beetroot	called
	SOUND OUT	drip	tree	drop	seem	
		drag	queen	drum	weed	
	READ	I see the queen. I see the queen drop the drum. I see the queen drop the drum by the tree. Do you see? Do you see the queen? Do you see the queen drop the drum? Do you see the queen drop the drum by the tree?				
	WRITE	Write the  and  words in your dictionary.				





MONDAY ACTIVITY 2

	READ	Read the  and  words from Monday Activity 1.
	READ	Would you come? Would you come to help me? I need help. I need help to weed the tree. Can you see? Can you see the weeds? Can you see the weeds in the tree? Would you help me weed the tree?
	WRITE	Draw a picture of the word: weed





TUESDAY ACTIVITY 1

	LOOK & SAY	very	would	come	beetroot	called
	SOUND OUT	grab	grin	groan	green	
		green	groan	grin	grab	
	READ	I would not groan. I would not groan if I met the queen. Would you groan? Would you groan if you met the queen? I would grin. I would grin if I met the queen. Would you grin? Would you grin if you met the queen?				
	WRITE	1. What would I not do? I would not _____. 2. What would I do? I would _____.				

TUESDAY ACTIVITY 2

	READ	Read the  and  words from Tuesday Activity 1.
	WRITE	Draw a picture of the word: beetroot

WEDNESDAY ACTIVITY 1

	LOOK & SAY	very	would	come	beetroot	called
	SOUND OUT	moon	soon	groom	loom	
		loom	groom	moon	soon	
	READ	The moon will loom. The moon will loom soon. Would you come to see? Would you come to see the moon? Would you come to see the moon loom? I would come. I would come to see. I would come to see the moon loom.				
	WRITE	1. What will the moon do? The moon will _____. 2. When will the moon loom? The moon will loom _____.				

WEDNESDAY ACTIVITY 2



READ

Read the  and  words from Wednesday Activity 1.



WRITE

Write the  words and  words in your dictionary.
Draw a picture of the word: **groom**

THURSDAY ACTIVITY 1



LOOK & SAY

very

would

come

beetroot

called



SOUND OUT

grab

moon

grin

soon

groan

groom

green

loom







READ







Would you come? Would you come to help? Would you come to help me grab the beetroot? It is very big! The beetroot is very big. I need help. I need help to grab the big beetroot! Would you help me grab the very big beetroot?





THURSDAY ACTIVITY 2

	READ	Read the  and  words from Thursday Activity 1.
	WRITE	Draw a picture of your favourite part of the Big Book story.







FRIDAY ACTIVITY 1

	READ	Read all the  and  words again.
	READ	Read the story from Thursday Activity 1.






FRIDAY ACTIVITY 2

	READ	Read all the  and  words again.
	WRITE	Write the sentences in your book. Fix the mistakes. 1. would you come to help 2. it is very big 3. i need help





MONDAY ACTIVITY 1

	LOOK & SAY	very	would	come	beetroot	called
	SOUND OUT	drip	tree	drop	seem	
		drag	queen	drum	weed	
	READ	I see the queen. I see the queen drop the drum. I see the queen drop the drum by the tree. Do you see? Do you see the queen? Do you see the queen drop the drum? Do you see the queen drop the drum by the tree?				
	WRITE	Write the  and  words in your dictionary.				





MONDAY ACTIVITY 2

	READ	Read the  and  words from Monday Activity 1.
	READ	Would you come? Would you come to help me? I need help. I need help to weed the tree. Can you see? Can you see the weeds? Can you see the weeds in the tree? Would you help me weed the tree?
	WRITE	Draw a picture of the word: weed





TUESDAY ACTIVITY 1

	LOOK & SAY	very	would	come	beetroot	called
	SOUND OUT	grab	grin	groan	green	
		green	groan	grin	grab	
	READ	I would not groan. I would not groan if I met the queen. Would you groan? Would you groan if you met the queen? I would grin. I would grin if I met the queen. Would you grin? Would you grin if you met the queen?				
	WRITE	<p>1. What would I not do? I would not _____.</p> <p>2. What would I do? I would _____.</p>				

TUESDAY ACTIVITY 2

	READ	Read the  and  words from Tuesday Activity 1.
	WRITE	Draw a picture of the word: beetroot

WEDNESDAY ACTIVITY 1

	LOOK & SAY	very	would	come	beetroot	called
	SOUND OUT	moon	soon	groom	loom	
		loom	groom	moon	soon	
	READ	The moon will loom. The moon will loom soon. Would you come to see? Would you come to see the moon? Would you come to see the moon loom? I would come. I would come to see. I would come to see the moon loom.				
	WRITE	<p>1. What will the moon do? The moon will _____.</p> <p>2. When will the moon loom? The moon will loom _____.</p>				

WEDNESDAY ACTIVITY 2



READ

Read the  and  words from Wednesday Activity 1.



WRITE

Write the  words and  words in your dictionary.
Draw a picture of the word: **groom**

THURSDAY ACTIVITY 1



LOOK & SAY

very

would

come

beetroot

called



SOUND OUT

grab

moon

grin

soon

groan

groom

green

loom







READ







Would you come? Would you come to help? Would you come to help me grab the beetroot? It is very big! The beetroot is very big. I need help. I need help to grab the big beetroot! Would you help me grab the very big beetroot?





THURSDAY ACTIVITY 2

	READ	Read the  and  words from Thursday Activity 1.
	WRITE	Draw a picture of your favourite part of the Big Book story.







FRIDAY ACTIVITY 1

	READ	Read all the  and  words again.
	READ	Read the story from Thursday Activity 1.






FRIDAY ACTIVITY 2

	READ	Read all the  and  words again.
	WRITE	Write the sentences in your book. Fix the mistakes. 1. would you come to help 2. it is very big 3. i need help





MONDAY ACTIVITY 1

	LOOK & SAY	very	would	come	beetroot	called
	SOUND OUT	drip	tree	drop	seem	
		drag	queen	drum	weed	
	READ	I see the queen. I see the queen drop the drum. I see the queen drop the drum by the tree. Do you see? Do you see the queen? Do you see the queen drop the drum? Do you see the queen drop the drum by the tree?				
	WRITE	Write the  and  words in your dictionary.				





MONDAY ACTIVITY 2

	READ	Read the  and  words from Monday Activity 1.
	READ	Would you come? Would you come to help me? I need help. I need help to weed the tree. Can you see? Can you see the weeds? Can you see the weeds in the tree? Would you help me weed the tree?
	WRITE	Draw a picture of the word: weed





TUESDAY ACTIVITY 1

	LOOK & SAY	very	would	come	beetroot	called
	SOUND OUT	grab	grin	groan	green	
		green	groan	grin	grab	
	READ	I would not groan. I would not groan if I met the queen. Would you groan? Would you groan if you met the queen? I would grin. I would grin if I met the queen. Would you grin? Would you grin if you met the queen?				
	WRITE	<p>1. What would I not do? I would not _____.</p> <p>2. What would I do? I would _____.</p>				

TUESDAY ACTIVITY 2

	READ	Read the  and  words from Tuesday Activity 1.
	WRITE	Draw a picture of the word: beetroot

WEDNESDAY ACTIVITY 1

	LOOK & SAY	very	would	come	beetroot	called
	SOUND OUT	moon	soon	groom	loom	
		loom	groom	moon	soon	
	READ	The moon will loom. The moon will loom soon. Would you come to see? Would you come to see the moon? Would you come to see the moon loom? I would come. I would come to see. I would come to see the moon loom.				
	WRITE	<p>1. What will the moon do? The moon will _____.</p> <p>2. When will the moon loom? The moon will loom _____.</p>				

WEDNESDAY ACTIVITY 2



READ

Read the  and  words from Wednesday Activity 1.



WRITE

Write the  words and  words in your dictionary.
Draw a picture of the word: **groom**

THURSDAY ACTIVITY 1



LOOK & SAY

very

would

come

beetroot

called



SOUND OUT

grab

moon

grin

soon

groan

groom

green

loom







READ







Would you come? Would you come to help? Would you come to help me grab the beetroot? It is very big! The beetroot is very big. I need help. I need help to grab the big beetroot! Would you help me grab the very big beetroot?





THURSDAY ACTIVITY 2

	READ	Read the  and  words from Thursday Activity 1.
	WRITE	Draw a picture of your favourite part of the Big Book story.







FRIDAY ACTIVITY 1

	READ	Read all the  and  words again.
	READ	Read the story from Thursday Activity 1.






FRIDAY ACTIVITY 2

	READ	Read all the  and  words again.
	WRITE	Write the sentences in your book. Fix the mistakes. 1. would you come to help 2. it is very big 3. i need help





MONDAY ACTIVITY 1

	LOOK & SAY	very	would	come	beetroot	called
	SOUND OUT	drip	tree	drop	seem	
		drag	queen	drum	weed	
	READ	I see the queen. I see the queen drop the drum. I see the queen drop the drum by the tree. Do you see? Do you see the queen? Do you see the queen drop the drum? Do you see the queen drop the drum by the tree?				
	WRITE	Write the  and  words in your dictionary.				





MONDAY ACTIVITY 2

	READ	Read the  and  words from Monday Activity 1.
	READ	Would you come? Would you come to help me? I need help. I need help to weed the tree. Can you see? Can you see the weeds? Can you see the weeds in the tree? Would you help me weed the tree?
	WRITE	Draw a picture of the word: weed





TUESDAY ACTIVITY 1

	LOOK & SAY	very	would	come	beetroot	called
	SOUND OUT	grab	grin	groan	green	
		green	groan	grin	grab	
	READ	I would not groan. I would not groan if I met the queen. Would you groan? Would you groan if you met the queen? I would grin. I would grin if I met the queen. Would you grin? Would you grin if you met the queen?				
	WRITE	<p>1. What would I not do? I would not _____.</p> <p>2. What would I do? I would _____.</p>				

TUESDAY ACTIVITY 2

	READ	Read the  and  words from Tuesday Activity 1.
	WRITE	Draw a picture of the word: beetroot

WEDNESDAY ACTIVITY 1

	LOOK & SAY	very	would	come	beetroot	called
	SOUND OUT	moon	soon	groom	loom	
		loom	groom	moon	soon	
	READ	The moon will loom. The moon will loom soon. Would you come to see? Would you come to see the moon? Would you come to see the moon loom? I would come. I would come to see. I would come to see the moon loom.				
	WRITE	<p>1. What will the moon do? The moon will _____.</p> <p>2. When will the moon loom? The moon will loom _____.</p>				

WEDNESDAY ACTIVITY 2



READ

Read the  and  words from Wednesday Activity 1.



WRITE

Write the  words and  words in your dictionary.
Draw a picture of the word: **groom**

THURSDAY ACTIVITY 1



LOOK & SAY

very

would

come

beetroot

called



SOUND OUT

grab

moon

grin

soon

groan

groom

green

loom







READ







Would you come? Would you come to help? Would you come to help me grab the beetroot? It is very big! The beetroot is very big. I need help. I need help to grab the big beetroot! Would you help me grab the very big beetroot?





THURSDAY ACTIVITY 2

	READ	Read the  and  words from Thursday Activity 1.
	WRITE	Draw a picture of your favourite part of the Big Book story.







FRIDAY ACTIVITY 1

	READ	Read all the  and  words again.
	READ	Read the story from Thursday Activity 1.






FRIDAY ACTIVITY 2

	READ	Read all the  and  words again.
	WRITE	Write the sentences in your book. Fix the mistakes. 1. would you come to help 2. it is very big 3. i need help





MONDAY ACTIVITY 1

	LOOK & SAY	very	would	come	beetroot	called
	SOUND OUT	drip	tree	drop	seem	
		drag	queen	drum	weed	
	READ	I see the queen. I see the queen drop the drum. I see the queen drop the drum by the tree. Do you see? Do you see the queen? Do you see the queen drop the drum? Do you see the queen drop the drum by the tree?				
	WRITE	Write the  and  words in your dictionary.				





MONDAY ACTIVITY 2

	READ	Read the  and  words from Monday Activity 1.
	READ	Would you come? Would you come to help me? I need help. I need help to weed the tree. Can you see? Can you see the weeds? Can you see the weeds in the tree? Would you help me weed the tree?
	WRITE	Draw a picture of the word: weed





TUESDAY ACTIVITY 1

	LOOK & SAY	very	would	come	beetroot	called
	SOUND OUT	grab	grin	groan	green	
		green	groan	grin	grab	
	READ	I would not groan. I would not groan if I met the queen. Would you groan? Would you groan if you met the queen? I would grin. I would grin if I met the queen. Would you grin? Would you grin if you met the queen?				
	WRITE	<p>1. What would I not do? I would not _____.</p> <p>2. What would I do? I would _____.</p>				

TUESDAY ACTIVITY 2

	READ	Read the  and  words from Tuesday Activity 1.
	WRITE	Draw a picture of the word: beetroot

WEDNESDAY ACTIVITY 1

	LOOK & SAY	very	would	come	beetroot	called
	SOUND OUT	moon	soon	groom	loom	
		loom	groom	moon	soon	
	READ	The moon will loom. The moon will loom soon. Would you come to see? Would you come to see the moon? Would you come to see the moon loom? I would come. I would come to see. I would come to see the moon loom.				
	WRITE	<p>1. What will the moon do? The moon will _____.</p> <p>2. When will the moon loom? The moon will loom _____.</p>				

WEDNESDAY ACTIVITY 2



READ

Read the  and  words from Wednesday Activity 1.



WRITE

Write the  words and  words in your dictionary.
Draw a picture of the word: **groom**

THURSDAY ACTIVITY 1



LOOK & SAY

very

would

come

beetroot

called



SOUND OUT

grab

moon

grin

soon

groan

groom

green

loom







READ







Would you come? Would you come to help? Would you come to help me grab the beetroot? It is very big! The beetroot is very big. I need help. I need help to grab the big beetroot! Would you help me grab the very big beetroot?





THURSDAY ACTIVITY 2

	READ	Read the  and  words from Thursday Activity 1.
	WRITE	Draw a picture of your favourite part of the Big Book story.







FRIDAY ACTIVITY 1

	READ	Read all the  and  words again.
	READ	Read the story from Thursday Activity 1.






FRIDAY ACTIVITY 2

	READ	Read all the  and  words again.
	WRITE	Write the sentences in your book. Fix the mistakes. 1. would you come to help 2. it is very big 3. i need help





MONDAY ACTIVITY 1

	LOOK & SAY	very	would	come	beetroot	called
	SOUND OUT	drip	tree	drop	seem	
		drag	queen	drum	weed	
	READ	I see the queen. I see the queen drop the drum. I see the queen drop the drum by the tree. Do you see? Do you see the queen? Do you see the queen drop the drum? Do you see the queen drop the drum by the tree?				
	WRITE	Write the  and  words in your dictionary.				





MONDAY ACTIVITY 2

	READ	Read the  and  words from Monday Activity 1.
	READ	Would you come? Would you come to help me? I need help. I need help to weed the tree. Can you see? Can you see the weeds? Can you see the weeds in the tree? Would you help me weed the tree?
	WRITE	Draw a picture of the word: weed





TUESDAY ACTIVITY 1

	LOOK & SAY	very	would	come	beetroot	called
	SOUND OUT	grab	grin	groan	green	
		green	groan	grin	grab	
	READ	I would not groan. I would not groan if I met the queen. Would you groan? Would you groan if you met the queen? I would grin. I would grin if I met the queen. Would you grin? Would you grin if you met the queen?				
	WRITE	1. What would I not do? I would not _____. 2. What would I do? I would _____.				

TUESDAY ACTIVITY 2

	READ	Read the  and  words from Tuesday Activity 1.
	WRITE	Draw a picture of the word: beetroot

WEDNESDAY ACTIVITY 1

	LOOK & SAY	very	would	come	beetroot	called
	SOUND OUT	moon	soon	groom	loom	
		loom	groom	moon	soon	
	READ	The moon will loom. The moon will loom soon. Would you come to see? Would you come to see the moon? Would you come to see the moon loom? I would come. I would come to see. I would come to see the moon loom.				
	WRITE	1. What will the moon do? The moon will _____. 2. When will the moon loom? The moon will loom _____.				

WEDNESDAY ACTIVITY 2



READ

Read the  and  words from Wednesday Activity 1.



WRITE

Write the  words and  words in your dictionary.
Draw a picture of the word: **groom**

THURSDAY ACTIVITY 1



LOOK & SAY

very

would

come

beetroot

called



SOUND OUT

grab

moon

grin

soon

groan

groom

green

loom







READ







Would you come? Would you come to help? Would you come to help me grab the beetroot? It is very big! The beetroot is very big. I need help. I need help to grab the big beetroot! Would you help me grab the very big beetroot?





THURSDAY ACTIVITY 2

	READ	Read the  and  words from Thursday Activity 1.
	WRITE	Draw a picture of your favourite part of the Big Book story.







FRIDAY ACTIVITY 1

	READ	Read all the  and  words again.
	READ	Read the story from Thursday Activity 1.






FRIDAY ACTIVITY 2

	READ	Read all the  and  words again.
	WRITE	Write the sentences in your book. Fix the mistakes. 1. would you come to help 2. it is very big 3. i need help





MONDAY ACTIVITY 1

	LOOK & SAY	very	would	come	beetroot	called
	SOUND OUT	drip	tree	drop	seem	
		drag	queen	drum	weed	
	READ	I see the queen. I see the queen drop the drum. I see the queen drop the drum by the tree. Do you see? Do you see the queen? Do you see the queen drop the drum? Do you see the queen drop the drum by the tree?				
	WRITE	Write the  and  words in your dictionary.				





MONDAY ACTIVITY 2

	READ	Read the  and  words from Monday Activity 1.
	READ	Would you come? Would you come to help me? I need help. I need help to weed the tree. Can you see? Can you see the weeds? Can you see the weeds in the tree? Would you help me weed the tree?
	WRITE	Draw a picture of the word: weed





TUESDAY ACTIVITY 1

	LOOK & SAY	very	would	come	beetroot	called
	SOUND OUT	grab	grin	groan	green	
		green	groan	grin	grab	
	READ	I would not groan. I would not groan if I met the queen. Would you groan? Would you groan if you met the queen? I would grin. I would grin if I met the queen. Would you grin? Would you grin if you met the queen?				
	WRITE	1. What would I not do? I would not _____. 2. What would I do? I would _____.				

TUESDAY ACTIVITY 2

	READ	Read the  and  words from Tuesday Activity 1.
	WRITE	Draw a picture of the word: beetroot

WEDNESDAY ACTIVITY 1

	LOOK & SAY	very	would	come	beetroot	called
	SOUND OUT	moon	soon	groom	loom	
		loom	groom	moon	soon	
	READ	The moon will loom. The moon will loom soon. Would you come to see? Would you come to see the moon? Would you come to see the moon loom? I would come. I would come to see. I would come to see the moon loom.				
	WRITE	1. What will the moon do? The moon will _____. 2. When will the moon loom? The moon will loom _____.				

WEDNESDAY ACTIVITY 2



READ

Read the  and  words from Wednesday Activity 1.



WRITE

Write the  words and  words in your dictionary.
Draw a picture of the word: **groom**

THURSDAY ACTIVITY 1



LOOK & SAY

very

would

come

beetroot

called



SOUND OUT

grab

moon

grin

soon

groan

groom

green

loom







READ







Would you come? Would you come to help? Would you come to help me grab the beetroot? It is very big! The beetroot is very big. I need help. I need help to grab the big beetroot! Would you help me grab the very big beetroot?





THURSDAY ACTIVITY 2

	READ	Read the  and  words from Thursday Activity 1.
	WRITE	Draw a picture of your favourite part of the Big Book story.







FRIDAY ACTIVITY 1

	READ	Read all the  and  words again.
	READ	Read the story from Thursday Activity 1.






FRIDAY ACTIVITY 2

	READ	Read all the  and  words again.
	WRITE	Write the sentences in your book. Fix the mistakes. 1. would you come to help 2. it is very big 3. i need help





MONDAY ACTIVITY 1

	LOOK & SAY	very	would	come	beetroot	called
	SOUND OUT	drip	tree	drop	seem	
		drag	queen	drum	weed	
	READ	I see the queen. I see the queen drop the drum. I see the queen drop the drum by the tree. Do you see? Do you see the queen? Do you see the queen drop the drum? Do you see the queen drop the drum by the tree?				
	WRITE	Write the  and  words in your dictionary.				





MONDAY ACTIVITY 2

	READ	Read the  and  words from Monday Activity 1.
	READ	Would you come? Would you come to help me? I need help. I need help to weed the tree. Can you see? Can you see the weeds? Can you see the weeds in the tree? Would you help me weed the tree?
	WRITE	Draw a picture of the word: weed





TUESDAY ACTIVITY 1

	LOOK & SAY	very	would	come	beetroot	called
	SOUND OUT	grab	grin	groan	green	
		green	groan	grin	grab	
	READ	I would not groan. I would not groan if I met the queen. Would you groan? Would you groan if you met the queen? I would grin. I would grin if I met the queen. Would you grin? Would you grin if you met the queen?				
	WRITE	1. What would I not do? I would not _____. 2. What would I do? I would _____.				

TUESDAY ACTIVITY 2

	READ	Read the  and  words from Tuesday Activity 1.
	WRITE	Draw a picture of the word: beetroot

WEDNESDAY ACTIVITY 1

	LOOK & SAY	very	would	come	beetroot	called
	SOUND OUT	moon	soon	groom	loom	
		loom	groom	moon	soon	
	READ	The moon will loom. The moon will loom soon. Would you come to see? Would you come to see the moon? Would you come to see the moon loom? I would come. I would come to see. I would come to see the moon loom.				
	WRITE	1. What will the moon do? The moon will _____. 2. When will the moon loom? The moon will loom _____.				

WEDNESDAY ACTIVITY 2



READ

Read the  and  words from Wednesday Activity 1.



WRITE

Write the  words and  words in your dictionary.
Draw a picture of the word: **groom**

THURSDAY ACTIVITY 1



LOOK & SAY

very

would

come

beetroot

called



SOUND OUT

grab

moon

grin

soon

groan

groom

green

loom







READ







Would you come? Would you come to help? Would you come to help me grab the beetroot? It is very big! The beetroot is very big. I need help. I need help to grab the big beetroot! Would you help me grab the very big beetroot?





THURSDAY ACTIVITY 2

	READ	Read the  and  words from Thursday Activity 1.
	WRITE	Draw a picture of your favourite part of the Big Book story.







FRIDAY ACTIVITY 1

	READ	Read all the  and  words again.
	READ	Read the story from Thursday Activity 1.






FRIDAY ACTIVITY 2

	READ	Read all the  and  words again.
	WRITE	Write the sentences in your book. Fix the mistakes. 1. would you come to help 2. it is very big 3. i need help





MONDAY ACTIVITY 1

	LOOK & SAY	very	would	come	beetroot	called
	SOUND OUT	drip	tree	drop	seem	
		drag	queen	drum	weed	
	READ	I see the queen. I see the queen drop the drum. I see the queen drop the drum by the tree. Do you see? Do you see the queen? Do you see the queen drop the drum? Do you see the queen drop the drum by the tree?				
	WRITE	Write the  and  words in your dictionary.				





MONDAY ACTIVITY 2

	READ	Read the  and  words from Monday Activity 1.
	READ	Would you come? Would you come to help me? I need help. I need help to weed the tree. Can you see? Can you see the weeds? Can you see the weeds in the tree? Would you help me weed the tree?
	WRITE	Draw a picture of the word: weed





TUESDAY ACTIVITY 1

	LOOK & SAY	very	would	come	beetroot	called
	SOUND OUT	grab	grin	groan	green	
		green	groan	grin	grab	
	READ	I would not groan. I would not groan if I met the queen. Would you groan? Would you groan if you met the queen? I would grin. I would grin if I met the queen. Would you grin? Would you grin if you met the queen?				
	WRITE	<p>1. What would I not do? I would not _____.</p> <p>2. What would I do? I would _____.</p>				

TUESDAY ACTIVITY 2

	READ	Read the  and  words from Tuesday Activity 1.
	WRITE	Draw a picture of the word: beetroot

WEDNESDAY ACTIVITY 1

	LOOK & SAY	very	would	come	beetroot	called
	SOUND OUT	moon	soon	groom	loom	
		loom	groom	moon	soon	
	READ	The moon will loom. The moon will loom soon. Would you come to see? Would you come to see the moon? Would you come to see the moon loom? I would come. I would come to see. I would come to see the moon loom.				
	WRITE	<p>1. What will the moon do? The moon will _____.</p> <p>2. When will the moon loom? The moon will loom _____.</p>				

WEDNESDAY ACTIVITY 2



READ

Read the  and  words from Wednesday Activity 1.



WRITE

Write the  words and  words in your dictionary.
Draw a picture of the word: **groom**

THURSDAY ACTIVITY 1



LOOK & SAY

very

would

come

beetroot

called



SOUND OUT

grab

moon

grin

soon

groan

groom

green

loom







READ







Would you come? Would you come to help? Would you come to help me grab the beetroot? It is very big! The beetroot is very big. I need help. I need help to grab the big beetroot! Would you help me grab the very big beetroot?





THURSDAY ACTIVITY 2

	READ	Read the  and  words from Thursday Activity 1.
	WRITE	Draw a picture of your favourite part of the Big Book story.







FRIDAY ACTIVITY 1

	READ	Read all the  and  words again.
	READ	Read the story from Thursday Activity 1.






FRIDAY ACTIVITY 2

	READ	Read all the  and  words again.
	WRITE	Write the sentences in your book. Fix the mistakes. 1. would you come to help 2. it is very big 3. i need help





MONDAY ACTIVITY 1

	LOOK & SAY	very	would	come	beetroot	called
	SOUND OUT	drip	tree	drop	seem	
		drag	queen	drum	weed	
	READ	I see the queen. I see the queen drop the drum. I see the queen drop the drum by the tree. Do you see? Do you see the queen? Do you see the queen drop the drum? Do you see the queen drop the drum by the tree?				
	WRITE	Write the  and  words in your dictionary.				





MONDAY ACTIVITY 2

	READ	Read the  and  words from Monday Activity 1.
	READ	Would you come? Would you come to help me? I need help. I need help to weed the tree. Can you see? Can you see the weeds? Can you see the weeds in the tree? Would you help me weed the tree?
	WRITE	Draw a picture of the word: weed





TUESDAY ACTIVITY 1

	LOOK & SAY	very	would	come	beetroot	called
	SOUND OUT	grab	grin	groan	green	
		green	groan	grin	grab	
	READ	I would not groan. I would not groan if I met the queen. Would you groan? Would you groan if you met the queen? I would grin. I would grin if I met the queen. Would you grin? Would you grin if you met the queen?				
	WRITE	1. What would I not do? I would not _____. 2. What would I do? I would _____.				

TUESDAY ACTIVITY 2

	READ	Read the  and  words from Tuesday Activity 1.
	WRITE	Draw a picture of the word: beetroot

WEDNESDAY ACTIVITY 1

	LOOK & SAY	very	would	come	beetroot	called
	SOUND OUT	moon	soon	groom	loom	
		loom	groom	moon	soon	
	READ	The moon will loom. The moon will loom soon. Would you come to see? Would you come to see the moon? Would you come to see the moon loom? I would come. I would come to see. I would come to see the moon loom.				
	WRITE	1. What will the moon do? The moon will _____. 2. When will the moon loom? The moon will loom _____.				

WEDNESDAY ACTIVITY 2



READ

Read the  and  words from Wednesday Activity 1.



WRITE

Write the  words and  words in your dictionary.
Draw a picture of the word: **groom**

THURSDAY ACTIVITY 1



LOOK & SAY

very

would

come

beetroot

called



SOUND OUT

grab

moon

grin

soon

groan

groom

green

loom







READ







Would you come? Would you come to help? Would you come to help me grab the beetroot? It is very big! The beetroot is very big. I need help. I need help to grab the big beetroot! Would you help me grab the very big beetroot?





THURSDAY ACTIVITY 2

	READ	Read the  and  words from Thursday Activity 1.
	WRITE	Draw a picture of your favourite part of the Big Book story.







FRIDAY ACTIVITY 1

	READ	Read all the  and  words again.
	READ	Read the story from Thursday Activity 1.






FRIDAY ACTIVITY 2

	READ	Read all the  and  words again.
	WRITE	Write the sentences in your book. Fix the mistakes. 1. would you come to help 2. it is very big 3. i need help





MONDAY ACTIVITY 1

	LOOK & SAY	very	would	come	beetroot	called
	SOUND OUT	drip	tree	drop	seem	
		drag	queen	drum	weed	
	READ	I see the queen. I see the queen drop the drum. I see the queen drop the drum by the tree. Do you see? Do you see the queen? Do you see the queen drop the drum? Do you see the queen drop the drum by the tree?				
	WRITE	Write the  and  words in your dictionary.				





MONDAY ACTIVITY 2

	READ	Read the  and  words from Monday Activity 1.
	READ	Would you come? Would you come to help me? I need help. I need help to weed the tree. Can you see? Can you see the weeds? Can you see the weeds in the tree? Would you help me weed the tree?
	WRITE	Draw a picture of the word: weed





TUESDAY ACTIVITY 1

	LOOK & SAY	very	would	come	beetroot	called
	SOUND OUT	grab	grin	groan	green	
		green	groan	grin	grab	
	READ	I would not groan. I would not groan if I met the queen. Would you groan? Would you groan if you met the queen? I would grin. I would grin if I met the queen. Would you grin? Would you grin if you met the queen?				
	WRITE	<p>1. What would I not do? I would not _____.</p> <p>2. What would I do? I would _____.</p>				

TUESDAY ACTIVITY 2

	READ	Read the  and  words from Tuesday Activity 1.
	WRITE	Draw a picture of the word: beetroot

WEDNESDAY ACTIVITY 1

	LOOK & SAY	very	would	come	beetroot	called
	SOUND OUT	moon	soon	groom	loom	
		loom	groom	moon	soon	
	READ	The moon will loom. The moon will loom soon. Would you come to see? Would you come to see the moon? Would you come to see the moon loom? I would come. I would come to see. I would come to see the moon loom.				
	WRITE	<p>1. What will the moon do? The moon will _____.</p> <p>2. When will the moon loom? The moon will loom _____.</p>				

WEDNESDAY ACTIVITY 2



READ

Read the  and  words from Wednesday Activity 1.



WRITE

Write the  words and  words in your dictionary.
Draw a picture of the word: **groom**

THURSDAY ACTIVITY 1



LOOK & SAY

very

would

come

beetroot

called



SOUND OUT

grab

moon

grin

soon

groan

groom

green

loom







READ







Would you come? Would you come to help? Would you come to help me grab the beetroot? It is very big! The beetroot is very big. I need help. I need help to grab the big beetroot! Would you help me grab the very big beetroot?





THURSDAY ACTIVITY 2

	READ	Read the  and  words from Thursday Activity 1.
	WRITE	Draw a picture of your favourite part of the Big Book story.







FRIDAY ACTIVITY 1

	READ	Read all the  and  words again.
	READ	Read the story from Thursday Activity 1.






FRIDAY ACTIVITY 2

	READ	Read all the  and  words again.
	WRITE	Write the sentences in your book. Fix the mistakes. 1. would you come to help 2. it is very big 3. i need help





MONDAY ACTIVITY 1

	LOOK & SAY	very	would	come	beetroot	called
	SOUND OUT	drip	tree	drop	seem	
		drag	queen	drum	weed	
	READ	I see the queen. I see the queen drop the drum. I see the queen drop the drum by the tree. Do you see? Do you see the queen? Do you see the queen drop the drum? Do you see the queen drop the drum by the tree?				
	WRITE	Write the  and  words in your dictionary.				





MONDAY ACTIVITY 2

	READ	Read the  and  words from Monday Activity 1.
	READ	Would you come? Would you come to help me? I need help. I need help to weed the tree. Can you see? Can you see the weeds? Can you see the weeds in the tree? Would you help me weed the tree?
	WRITE	Draw a picture of the word: weed





TUESDAY ACTIVITY 1

	LOOK & SAY	very	would	come	beetroot	called
	SOUND OUT	grab	grin	groan	green	
		green	groan	grin	grab	
	READ	I would not groan. I would not groan if I met the queen. Would you groan? Would you groan if you met the queen? I would grin. I would grin if I met the queen. Would you grin? Would you grin if you met the queen?				
	WRITE	1. What would I not do? I would not _____. 2. What would I do? I would _____.				

TUESDAY ACTIVITY 2

	READ	Read the  and  words from Tuesday Activity 1.
	WRITE	Draw a picture of the word: beetroot

WEDNESDAY ACTIVITY 1

	LOOK & SAY	very	would	come	beetroot	called
	SOUND OUT	moon	soon	groom	loom	
		loom	groom	moon	soon	
	READ	The moon will loom. The moon will loom soon. Would you come to see? Would you come to see the moon? Would you come to see the moon loom? I would come. I would come to see. I would come to see the moon loom.				
	WRITE	1. What will the moon do? The moon will _____. 2. When will the moon loom? The moon will loom _____.				

WEDNESDAY ACTIVITY 2



READ

Read the  and  words from Wednesday Activity 1.



WRITE

Write the  words and  words in your dictionary.
Draw a picture of the word: **groom**

THURSDAY ACTIVITY 1



LOOK & SAY

very

would

come

beetroot

called



SOUND OUT

grab

moon

grin

soon

groan

groom

green

loom







READ







Would you come? Would you come to help? Would you come to help me grab the beetroot? It is very big! The beetroot is very big. I need help. I need help to grab the big beetroot! Would you help me grab the very big beetroot?





THURSDAY ACTIVITY 2

	READ	Read the  and  words from Thursday Activity 1.
	WRITE	Draw a picture of your favourite part of the Big Book story.







FRIDAY ACTIVITY 1

	READ	Read all the  and  words again.
	READ	Read the story from Thursday Activity 1.






FRIDAY ACTIVITY 2

	READ	Read all the  and  words again.
	WRITE	Write the sentences in your book. Fix the mistakes. 1. would you come to help 2. it is very big 3. i need help





MONDAY ACTIVITY 1

	LOOK & SAY	very	would	come	beetroot	called
	SOUND OUT	drip	tree	drop	seem	
		drag	queen	drum	weed	
	READ	I see the queen. I see the queen drop the drum. I see the queen drop the drum by the tree. Do you see? Do you see the queen? Do you see the queen drop the drum? Do you see the queen drop the drum by the tree?				
	WRITE	Write the  and  words in your dictionary.				





MONDAY ACTIVITY 2

	READ	Read the  and  words from Monday Activity 1.
	READ	Would you come? Would you come to help me? I need help. I need help to weed the tree. Can you see? Can you see the weeds? Can you see the weeds in the tree? Would you help me weed the tree?
	WRITE	Draw a picture of the word: weed





TUESDAY ACTIVITY 1

	LOOK & SAY	very	would	come	beetroot	called
	SOUND OUT	grab	grin	groan	green	
		green	groan	grin	grab	
	READ	I would not groan. I would not groan if I met the queen. Would you groan? Would you groan if you met the queen? I would grin. I would grin if I met the queen. Would you grin? Would you grin if you met the queen?				
	WRITE	1. What would I not do? I would not _____. 2. What would I do? I would _____.				

TUESDAY ACTIVITY 2

	READ	Read the  and  words from Tuesday Activity 1.
	WRITE	Draw a picture of the word: beetroot

WEDNESDAY ACTIVITY 1

	LOOK & SAY	very	would	come	beetroot	called
	SOUND OUT	moon	soon	groom	loom	
		loom	groom	moon	soon	
	READ	The moon will loom. The moon will loom soon. Would you come to see? Would you come to see the moon? Would you come to see the moon loom? I would come. I would come to see. I would come to see the moon loom.				
	WRITE	1. What will the moon do? The moon will _____. 2. When will the moon loom? The moon will loom _____.				

WEDNESDAY ACTIVITY 2



READ

Read the  and  words from Wednesday Activity 1.



WRITE

Write the  words and  words in your dictionary.
Draw a picture of the word: **groom**

THURSDAY ACTIVITY 1



LOOK & SAY

very

would

come

beetroot

called



SOUND OUT

grab

moon

grin

soon

groan

groom

green

loom







READ







Would you come? Would you come to help? Would you come to help me grab the beetroot? It is very big! The beetroot is very big. I need help. I need help to grab the big beetroot! Would you help me grab the very big beetroot?





THURSDAY ACTIVITY 2

	READ	Read the  and  words from Thursday Activity 1.
	WRITE	Draw a picture of your favourite part of the Big Book story.







FRIDAY ACTIVITY 1

	READ	Read all the  and  words again.
	READ	Read the story from Thursday Activity 1.






FRIDAY ACTIVITY 2

	READ	Read all the  and  words again.
	WRITE	Write the sentences in your book. Fix the mistakes. 1. would you come to help 2. it is very big 3. i need help





MONDAY ACTIVITY 1

	LOOK & SAY	very	would	come	beetroot	called
	SOUND OUT	drip	tree	drop	seem	
		drag	queen	drum	weed	
	READ	I see the queen. I see the queen drop the drum. I see the queen drop the drum by the tree. Do you see? Do you see the queen? Do you see the queen drop the drum? Do you see the queen drop the drum by the tree?				
	WRITE	Write the  and  words in your dictionary.				





MONDAY ACTIVITY 2

	READ	Read the  and  words from Monday Activity 1.
	READ	Would you come? Would you come to help me? I need help. I need help to weed the tree. Can you see? Can you see the weeds? Can you see the weeds in the tree? Would you help me weed the tree?
	WRITE	Draw a picture of the word: weed





TUESDAY ACTIVITY 1

	LOOK & SAY	very	would	come	beetroot	called
	SOUND OUT	grab	grin	groan	green	
		green	groan	grin	grab	
	READ	I would not groan. I would not groan if I met the queen. Would you groan? Would you groan if you met the queen? I would grin. I would grin if I met the queen. Would you grin? Would you grin if you met the queen?				
	WRITE	<p>1. What would I not do? I would not _____.</p> <p>2. What would I do? I would _____.</p>				

TUESDAY ACTIVITY 2

	READ	Read the  and  words from Tuesday Activity 1.
	WRITE	Draw a picture of the word: beetroot

WEDNESDAY ACTIVITY 1

	LOOK & SAY	very	would	come	beetroot	called
	SOUND OUT	moon	soon	groom	loom	
		loom	groom	moon	soon	
	READ	The moon will loom. The moon will loom soon. Would you come to see? Would you come to see the moon? Would you come to see the moon loom? I would come. I would come to see. I would come to see the moon loom.				
	WRITE	<p>1. What will the moon do? The moon will _____.</p> <p>2. When will the moon loom? The moon will loom _____.</p>				

WEDNESDAY ACTIVITY 2



READ

Read the  and  words from Wednesday Activity 1.



WRITE

Write the  words and  words in your dictionary.
Draw a picture of the word: **groom**

THURSDAY ACTIVITY 1



LOOK & SAY

very

would

come

beetroot

called



SOUND OUT

grab

moon

grin

soon

groan

groom

green

loom







READ







Would you come? Would you come to help? Would you come to help me grab the beetroot? It is very big! The beetroot is very big. I need help. I need help to grab the big beetroot! Would you help me grab the very big beetroot?





THURSDAY ACTIVITY 2

	READ	Read the  and  words from Thursday Activity 1.
	WRITE	Draw a picture of your favourite part of the Big Book story.







FRIDAY ACTIVITY 1

	READ	Read all the  and  words again.
	READ	Read the story from Thursday Activity 1.






FRIDAY ACTIVITY 2

	READ	Read all the  and  words again.
	WRITE	Write the sentences in your book. Fix the mistakes. 1. would you come to help 2. it is very big 3. i need help





MONDAY ACTIVITY 1

	LOOK & SAY	very	would	come	beetroot	called
	SOUND OUT	drip	tree	drop	seem	
		drag	queen	drum	weed	
	READ	I see the queen. I see the queen drop the drum. I see the queen drop the drum by the tree. Do you see? Do you see the queen? Do you see the queen drop the drum? Do you see the queen drop the drum by the tree?				
	WRITE	Write the  and  words in your dictionary.				





MONDAY ACTIVITY 2

	READ	Read the  and  words from Monday Activity 1.
	READ	Would you come? Would you come to help me? I need help. I need help to weed the tree. Can you see? Can you see the weeds? Can you see the weeds in the tree? Would you help me weed the tree?
	WRITE	Draw a picture of the word: weed





TUESDAY ACTIVITY 1

	LOOK & SAY	very	would	come	beetroot	called
	SOUND OUT	grab	grin	groan	green	
		green	groan	grin	grab	
	READ	I would not groan. I would not groan if I met the queen. Would you groan? Would you groan if you met the queen? I would grin. I would grin if I met the queen. Would you grin? Would you grin if you met the queen?				
	WRITE	1. What would I not do? I would not _____. 2. What would I do? I would _____.				

TUESDAY ACTIVITY 2

	READ	Read the  and  words from Tuesday Activity 1.
	WRITE	Draw a picture of the word: beetroot

WEDNESDAY ACTIVITY 1

	LOOK & SAY	very	would	come	beetroot	called
	SOUND OUT	moon	soon	groom	loom	
		loom	groom	moon	soon	
	READ	The moon will loom. The moon will loom soon. Would you come to see? Would you come to see the moon? Would you come to see the moon loom? I would come. I would come to see. I would come to see the moon loom.				
	WRITE	1. What will the moon do? The moon will _____. 2. When will the moon loom? The moon will loom _____.				

WEDNESDAY ACTIVITY 2



READ

Read the  and  words from Wednesday Activity 1.



WRITE

Write the  words and  words in your dictionary.
Draw a picture of the word: **groom**

THURSDAY ACTIVITY 1



LOOK & SAY

very

would

come

beetroot

called



SOUND OUT

grab

moon

grin

soon

groan

groom

green

loom







READ







Would you come? Would you come to help? Would you come to help me grab the beetroot? It is very big! The beetroot is very big. I need help. I need help to grab the big beetroot! Would you help me grab the very big beetroot?





THURSDAY ACTIVITY 2

	READ	Read the  and  words from Thursday Activity 1.
	WRITE	Draw a picture of your favourite part of the Big Book story.







FRIDAY ACTIVITY 1

	READ	Read all the  and  words again.
	READ	Read the story from Thursday Activity 1.






FRIDAY ACTIVITY 2

	READ	Read all the  and  words again.
	WRITE	Write the sentences in your book. Fix the mistakes. 1. would you come to help 2. it is very big 3. i need help





MONDAY ACTIVITY 1

	LOOK & SAY	sisters	argued	that	together	good
	SOUND OUT	grab	moon	grin	soon	
		groan	groom	green	loom	
	READ	I will grab the groom. I will grab the groom soon. The groom will groan. The groom will groan if I grab him. Is it good? Is it good to grab the groom? It is not good. It is not good to grab the groom.				
	WRITE	Write the  and  words in your dictionary.				





MONDAY ACTIVITY 2

	READ	Read the  and  words from Monday Activity 1.
	READ	I can see the moon. I can see the green moon. Is the moon green? No, the moon is not green. I will grin. I will grin at the moon. I want to grab the moon. Can you grab the moon? No, you cannot grab the moon!
	WRITE	Draw a picture of the word: groan





TUESDAY ACTIVITY 1

	LOOK & SAY	sisters	argued	that	together	good
	SOUND OUT	ship	shop	shin	shot	
		shin	shot	shop	ship	
	READ	I see a ship. I see a ship in a shop. Is the ship big? No, the ship is not big. Is the ship a plastic ship? Yes, the ship is a plastic ship. I want that ship. I want that ship in the shop.				
	WRITE	Draw a picture of the word: sisters				







TUESDAY ACTIVITY 2

	READ	Read the  and  words from Tuesday Activity 1.				
	WRITE	<ol style="list-style-type: none"> What do I see? I see a _____. Where do I see a ship? I see a ship in a _____. 				



WEDNESDAY ACTIVITY 1



	LOOK & SAY	sisters	argued	that	together	good
	SOUND OUT	bash	mash	fish	wish	
		fish	mash	wish	bash	
	READ	I wish. I wish to have that ship. I wish to have that ship in the shop. Can I have it? Can I have the ship? Can I have the ship in the shop? I would like to have the ship. I would like to have the ship in the shop.				
	WRITE	<ol style="list-style-type: none"> What do I wish to have? I wish to have that _____. Where is the ship that I wish to have? The ship is in the _____. 				

WEDNESDAY ACTIVITY 2

	READ	Read the  and  words from Wednesday Activity 1.
	WRITE	Write the  words and  words in your dictionary. Draw a picture of the word: bash

THURSDAY ACTIVITY 1

	LOOK & SAY	sisters	argued	that	together	good
	SOUND OUT	ship	bash	shop	mash	
		shin	fish	shot	wish	

	READ	 <p>The sisters argued. The sisters argued together. Is it good? Is it good that the sisters argued together? It is not good. It is not good that the sisters argued. It is not good that the sisters argued together!</p>
--	-------------	---

THURSDAY ACTIVITY 2



READ

Read the  and  words from Thursday Activity 1.



WRITE

Draw a picture of your favourite part of the Big Book story.

FRIDAY ACTIVITY 1



READ

Read all the  and  words again.



READ

Read the story from Thursday Activity 1.

FRIDAY ACTIVITY 2



READ

Read all the  and  words again.









WRITE






Write the sentences in your book. Fix the mistakes.

1. is it good
2. it is not good
3. it is not good that the sisters argued together





MONDAY ACTIVITY 1

	LOOK & SAY	sisters	argued	that	together	good
	SOUND OUT	grab	moon	grin	soon	
		groan	groom	green	loom	
	READ	I will grab the groom. I will grab the groom soon. The groom will groan. The groom will groan if I grab him. Is it good? Is it good to grab the groom? It is not good. It is not good to grab the groom.				
	WRITE	Write the  and  words in your dictionary.				





MONDAY ACTIVITY 2

	READ	Read the  and  words from Monday Activity 1.
	READ	I can see the moon. I can see the green moon. Is the moon green? No, the moon is not green. I will grin. I will grin at the moon. I want to grab the moon. Can you grab the moon? No, you cannot grab the moon!
	WRITE	Draw a picture of the word: groan





TUESDAY ACTIVITY 1

	LOOK & SAY	sisters	argued	that	together	good
	SOUND OUT	ship	shop	shin	shot	
		shin	shot	shop	ship	
	READ	I see a ship. I see a ship in a shop. Is the ship big? No, the ship is not big. Is the ship a plastic ship? Yes, the ship is a plastic ship. I want that ship. I want that ship in the shop.				
	WRITE	Draw a picture of the word: sisters				







TUESDAY ACTIVITY 2

	READ	Read the  and  words from Tuesday Activity 1.				
	WRITE	<ol style="list-style-type: none"> What do I see? I see a _____. Where do I see a ship? I see a ship in a _____. 				



WEDNESDAY ACTIVITY 1



	LOOK & SAY	sisters	argued	that	together	good
	SOUND OUT	bash	mash	fish	wish	
		fish	mash	wish	bash	
	READ	I wish. I wish to have that ship. I wish to have that ship in the shop. Can I have it? Can I have the ship? Can I have the ship in the shop? I would like to have the ship. I would like to have the ship in the shop.				
	WRITE	<ol style="list-style-type: none"> What do I wish to have? I wish to have that _____. Where is the ship that I wish to have? The ship is in the _____. 				

WEDNESDAY ACTIVITY 2

	READ	Read the  and  words from Wednesday Activity 1.
	WRITE	Write the  words and  words in your dictionary. Draw a picture of the word: bash

THURSDAY ACTIVITY 1

	LOOK & SAY	sisters	argued	that	together	good
	SOUND OUT	ship	bash	shop	mash	
		shin	fish	shot	wish	

	READ	 <p>The sisters argued. The sisters argued together. Is it good? Is it good that the sisters argued together? It is not good. It is not good that the sisters argued. It is not good that the sisters argued together!</p>
--	-------------	---

THURSDAY ACTIVITY 2



READ

Read the  and  words from Thursday Activity 1.



WRITE

Draw a picture of your favourite part of the Big Book story.

FRIDAY ACTIVITY 1



READ

Read all the  and  words again.



READ

Read the story from Thursday Activity 1.

FRIDAY ACTIVITY 2



READ

Read all the  and  words again.









WRITE






Write the sentences in your book. Fix the mistakes.

1. is it good
2. it is not good
3. it is not good that the sisters argued together





MONDAY ACTIVITY 1

	LOOK & SAY	sisters	argued	that	together	good
	SOUND OUT	grab	moon	grin	soon	
		groan	groom	green	loom	
	READ	I will grab the groom. I will grab the groom soon. The groom will groan. The groom will groan if I grab him. Is it good? Is it good to grab the groom? It is not good. It is not good to grab the groom.				
	WRITE	Write the  and  words in your dictionary.				





MONDAY ACTIVITY 2

	READ	Read the  and  words from Monday Activity 1.
	READ	I can see the moon. I can see the green moon. Is the moon green? No, the moon is not green. I will grin. I will grin at the moon. I want to grab the moon. Can you grab the moon? No, you cannot grab the moon!
	WRITE	Draw a picture of the word: groan





TUESDAY ACTIVITY 1

	LOOK & SAY	sisters	argued	that	together	good
	SOUND OUT	ship	shop	shin	shot	
		shin	shot	shop	ship	
	READ	I see a ship. I see a ship in a shop. Is the ship big? No, the ship is not big. Is the ship a plastic ship? Yes, the ship is a plastic ship. I want that ship. I want that ship in the shop.				
	WRITE	Draw a picture of the word: sisters				







TUESDAY ACTIVITY 2

	READ	Read the  and  words from Tuesday Activity 1.				
	WRITE	<ol style="list-style-type: none"> What do I see? I see a _____. Where do I see a ship? I see a ship in a _____. 				



WEDNESDAY ACTIVITY 1



	LOOK & SAY	sisters	argued	that	together	good
	SOUND OUT	bash	mash	fish	wish	
		fish	mash	wish	bash	
	READ	I wish. I wish to have that ship. I wish to have that ship in the shop. Can I have it? Can I have the ship? Can I have the ship in the shop? I would like to have the ship. I would like to have the ship in the shop.				
	WRITE	<ol style="list-style-type: none"> What do I wish to have? I wish to have that _____. Where is the ship that I wish to have? The ship is in the _____. 				

WEDNESDAY ACTIVITY 2

	READ	Read the  and  words from Wednesday Activity 1.
	WRITE	Write the  words and  words in your dictionary. Draw a picture of the word: bash

THURSDAY ACTIVITY 1

	LOOK & SAY	sisters	argued	that	together	good
	SOUND OUT	ship	bash	shop	mash	
		shin	fish	shot	wish	

	READ	 <p>The sisters argued. The sisters argued together. Is it good? Is it good that the sisters argued together? It is not good. It is not good that the sisters argued. It is not good that the sisters argued together!</p>
--	-------------	---

THURSDAY ACTIVITY 2



READ

Read the  and  words from Thursday Activity 1.



WRITE

Draw a picture of your favourite part of the Big Book story.

FRIDAY ACTIVITY 1



READ

Read all the  and  words again.



READ

Read the story from Thursday Activity 1.

FRIDAY ACTIVITY 2



READ

Read all the  and  words again.









WRITE






Write the sentences in your book. Fix the mistakes.

1. is it good
2. it is not good
3. it is not good that the sisters argued together





MONDAY ACTIVITY 1

	LOOK & SAY	sisters	argued	that	together	good
	SOUND OUT	grab	moon	grin	soon	
		groan	groom	green	loom	
	READ	I will grab the groom. I will grab the groom soon. The groom will groan. The groom will groan if I grab him. Is it good? Is it good to grab the groom? It is not good. It is not good to grab the groom.				
	WRITE	Write the  and  words in your dictionary.				





MONDAY ACTIVITY 2

	READ	Read the  and  words from Monday Activity 1.
	READ	I can see the moon. I can see the green moon. Is the moon green? No, the moon is not green. I will grin. I will grin at the moon. I want to grab the moon. Can you grab the moon? No, you cannot grab the moon!
	WRITE	Draw a picture of the word: groan





TUESDAY ACTIVITY 1

	LOOK & SAY	sisters	argued	that	together	good
	SOUND OUT	ship	shop	shin	shot	
		shin	shot	shop	ship	
	READ	I see a ship. I see a ship in a shop. Is the ship big? No, the ship is not big. Is the ship a plastic ship? Yes, the ship is a plastic ship. I want that ship. I want that ship in the shop.				
	WRITE	Draw a picture of the word: sisters				







TUESDAY ACTIVITY 2

	READ	Read the  and  words from Tuesday Activity 1.				
	WRITE	<ol style="list-style-type: none"> What do I see? I see a _____. Where do I see a ship? I see a ship in a _____. 				



WEDNESDAY ACTIVITY 1



	LOOK & SAY	sisters	argued	that	together	good
	SOUND OUT	bash	mash	fish	wish	
		fish	mash	wish	bash	
	READ	I wish. I wish to have that ship. I wish to have that ship in the shop. Can I have it? Can I have the ship? Can I have the ship in the shop? I would like to have the ship. I would like to have the ship in the shop.				
	WRITE	<ol style="list-style-type: none"> What do I wish to have? I wish to have that _____. Where is the ship that I wish to have? The ship is in the _____. 				

WEDNESDAY ACTIVITY 2

	READ	Read the  and  words from Wednesday Activity 1 .
	WRITE	Write the  words and  words in your dictionary. Draw a picture of the word: bash

THURSDAY ACTIVITY 1

	LOOK & SAY	sisters	argued	that	together	good
	SOUND OUT	ship	bash	shop	mash	
		shin	fish	shot	wish	

	READ	 <p>The sisters argued. The sisters argued together. Is it good? Is it good that the sisters argued together? It is not good. It is not good that the sisters argued. It is not good that the sisters argued together!</p>
--	-------------	---

THURSDAY ACTIVITY 2



READ

Read the  and  words from Thursday Activity 1.



WRITE

Draw a picture of your favourite part of the Big Book story.

FRIDAY ACTIVITY 1



READ

Read all the  and  words again.



READ

Read the story from Thursday Activity 1.

FRIDAY ACTIVITY 2



READ

Read all the  and  words again.









WRITE






Write the sentences in your book. Fix the mistakes.

1. is it good
2. it is not good
3. it is not good that the sisters argued together





MONDAY ACTIVITY 1

	LOOK & SAY	sisters	argued	that	together	good
	SOUND OUT	grab	moon	grin	soon	
		groan	groom	green	loom	
	READ	I will grab the groom. I will grab the groom soon. The groom will groan. The groom will groan if I grab him. Is it good? Is it good to grab the groom? It is not good. It is not good to grab the groom.				
	WRITE	Write the  and  words in your dictionary.				





MONDAY ACTIVITY 2

	READ	Read the  and  words from Monday Activity 1.
	READ	I can see the moon. I can see the green moon. Is the moon green? No, the moon is not green. I will grin. I will grin at the moon. I want to grab the moon. Can you grab the moon? No, you cannot grab the moon!
	WRITE	Draw a picture of the word: groan





TUESDAY ACTIVITY 1

	LOOK & SAY	sisters	argued	that	together	good
	SOUND OUT	ship	shop	shin	shot	
		shin	shot	shop	ship	
	READ	I see a ship. I see a ship in a shop. Is the ship big? No, the ship is not big. Is the ship a plastic ship? Yes, the ship is a plastic ship. I want that ship. I want that ship in the shop.				
	WRITE	Draw a picture of the word: sisters				







TUESDAY ACTIVITY 2

	READ	Read the  and  words from Tuesday Activity 1.				
	WRITE	<ol style="list-style-type: none"> What do I see? I see a _____. Where do I see a ship? I see a ship in a _____. 				



WEDNESDAY ACTIVITY 1



	LOOK & SAY	sisters	argued	that	together	good
	SOUND OUT	bash	mash	fish	wish	
		fish	mash	wish	bash	
	READ	I wish. I wish to have that ship. I wish to have that ship in the shop. Can I have it? Can I have the ship? Can I have the ship in the shop? I would like to have the ship. I would like to have the ship in the shop.				
	WRITE	<ol style="list-style-type: none"> What do I wish to have? I wish to have that _____. Where is the ship that I wish to have? The ship is in the _____. 				

WEDNESDAY ACTIVITY 2

	READ	Read the  and  words from Wednesday Activity 1.
	WRITE	Write the  words and  words in your dictionary. Draw a picture of the word: bash

THURSDAY ACTIVITY 1

	LOOK & SAY	sisters	argued	that	together	good
	SOUND OUT	ship	bash	shop	mash	
		shin	fish	shot	wish	

	READ	 <p>The sisters argued. The sisters argued together. Is it good? Is it good that the sisters argued together? It is not good. It is not good that the sisters argued. It is not good that the sisters argued together!</p>
--	-------------	---

THURSDAY ACTIVITY 2



READ

Read the  and  words from Thursday Activity 1.



WRITE

Draw a picture of your favourite part of the Big Book story.

FRIDAY ACTIVITY 1



READ

Read all the  and  words again.



READ

Read the story from Thursday Activity 1.

FRIDAY ACTIVITY 2



READ

Read all the  and  words again.









WRITE






Write the sentences in your book. Fix the mistakes.

1. is it good
2. it is not good
3. it is not good that the sisters argued together





MONDAY ACTIVITY 1

	LOOK & SAY	sisters	argued	that	together	good
	SOUND OUT	grab	moon	grin	soon	
		groan	groom	green	loom	
	READ	I will grab the groom. I will grab the groom soon. The groom will groan. The groom will groan if I grab him. Is it good? Is it good to grab the groom? It is not good. It is not good to grab the groom.				
	WRITE	Write the  and  words in your dictionary.				





MONDAY ACTIVITY 2

	READ	Read the  and  words from Monday Activity 1.
	READ	I can see the moon. I can see the green moon. Is the moon green? No, the moon is not green. I will grin. I will grin at the moon. I want to grab the moon. Can you grab the moon? No, you cannot grab the moon!
	WRITE	Draw a picture of the word: groan





TUESDAY ACTIVITY 1

	LOOK & SAY	sisters	argued	that	together	good
	SOUND OUT	ship	shop	shin	shot	
		shin	shot	shop	ship	
	READ	I see a ship. I see a ship in a shop. Is the ship big? No, the ship is not big. Is the ship a plastic ship? Yes, the ship is a plastic ship. I want that ship. I want that ship in the shop.				
	WRITE	Draw a picture of the word: sisters				







TUESDAY ACTIVITY 2

	READ	Read the  and  words from Tuesday Activity 1.				
	WRITE	<ol style="list-style-type: none"> What do I see? I see a _____. Where do I see a ship? I see a ship in a _____. 				



WEDNESDAY ACTIVITY 1


	LOOK & SAY	sisters	argued	that	together	good
	SOUND OUT	bash	mash	fish	wish	
		fish	mash	wish	bash	
	READ	I wish. I wish to have that ship. I wish to have that ship in the shop. Can I have it? Can I have the ship? Can I have the ship in the shop? I would like to have the ship. I would like to have the ship in the shop.				
	WRITE	<ol style="list-style-type: none"> What do I wish to have? I wish to have that _____. Where is the ship that I wish to have? The ship is in the _____. 				

WEDNESDAY ACTIVITY 2

	READ	Read the  and  words from Wednesday Activity 1.
	WRITE	Write the  words and  words in your dictionary. Draw a picture of the word: bash

THURSDAY ACTIVITY 1

	LOOK & SAY	sisters	argued	that	together	good
	SOUND OUT	ship	bash	shop	mash	
		shin	fish	shot	wish	

	READ	<div data-bbox="399 750 1476 1534" data-label="Image"> </div> <p data-bbox="367 1612 1524 1814">The sisters argued. The sisters argued together. Is it good? Is it good that the sisters argued together? It is not good. It is not good that the sisters argued. It is not good that the sisters argued together!</p>
--	-------------	--

THURSDAY ACTIVITY 2



READ

Read the  and  words from Thursday Activity 1.



WRITE

Draw a picture of your favourite part of the Big Book story.

FRIDAY ACTIVITY 1



READ

Read all the  and  words again.



READ

Read the story from Thursday Activity 1.

FRIDAY ACTIVITY 2



READ

Read all the  and  words again.









WRITE






Write the sentences in your book. Fix the mistakes.

1. is it good
2. it is not good
3. it is not good that the sisters argued together





MONDAY ACTIVITY 1

	LOOK & SAY	sisters	argued	that	together	good
	SOUND OUT	grab	moon	grin	soon	
		groan	groom	green	loom	
	READ	I will grab the groom. I will grab the groom soon. The groom will groan. The groom will groan if I grab him. Is it good? Is it good to grab the groom? It is not good. It is not good to grab the groom.				
	WRITE	Write the  and  words in your dictionary.				





MONDAY ACTIVITY 2

	READ	Read the  and  words from Monday Activity 1.
	READ	I can see the moon. I can see the green moon. Is the moon green? No, the moon is not green. I will grin. I will grin at the moon. I want to grab the moon. Can you grab the moon? No, you cannot grab the moon!
	WRITE	Draw a picture of the word: groan





TUESDAY ACTIVITY 1

	LOOK & SAY	sisters	argued	that	together	good
	SOUND OUT	ship	shop	shin	shot	
		shin	shot	shop	ship	
	READ	I see a ship. I see a ship in a shop. Is the ship big? No, the ship is not big. Is the ship a plastic ship? Yes, the ship is a plastic ship. I want that ship. I want that ship in the shop.				
	WRITE	Draw a picture of the word: sisters				







TUESDAY ACTIVITY 2

	READ	Read the  and  words from Tuesday Activity 1.				
	WRITE	<ol style="list-style-type: none"> What do I see? I see a _____. Where do I see a ship? I see a ship in a _____. 				



WEDNESDAY ACTIVITY 1



	LOOK & SAY	sisters	argued	that	together	good
	SOUND OUT	bash	mash	fish	wish	
		fish	mash	wish	bash	
	READ	I wish. I wish to have that ship. I wish to have that ship in the shop. Can I have it? Can I have the ship? Can I have the ship in the shop? I would like to have the ship. I would like to have the ship in the shop.				
	WRITE	<ol style="list-style-type: none"> What do I wish to have? I wish to have that _____. Where is the ship that I wish to have? The ship is in the _____. 				

WEDNESDAY ACTIVITY 2

	READ	Read the  and  words from Wednesday Activity 1.
	WRITE	Write the  words and  words in your dictionary. Draw a picture of the word: bash

THURSDAY ACTIVITY 1

	LOOK & SAY	sisters	argued	that	together	good
	SOUND OUT	ship	bash	shop	mash	
		shin	fish	shot	wish	

	READ	 <p>The sisters argued. The sisters argued together. Is it good? Is it good that the sisters argued together? It is not good. It is not good that the sisters argued. It is not good that the sisters argued together!</p>
--	-------------	---

THURSDAY ACTIVITY 2



READ

Read the  and  words from Thursday Activity 1.



WRITE

Draw a picture of your favourite part of the Big Book story.

FRIDAY ACTIVITY 1



READ

Read all the  and  words again.



READ

Read the story from Thursday Activity 1.

FRIDAY ACTIVITY 2



READ

Read all the  and  words again.









WRITE






Write the sentences in your book. Fix the mistakes.

1. is it good
2. it is not good
3. it is not good that the sisters argued together





MONDAY ACTIVITY 1

	LOOK & SAY	sisters	argued	that	together	good
	SOUND OUT	grab	moon	grin	soon	
		groan	groom	green	loom	
	READ	I will grab the groom. I will grab the groom soon. The groom will groan. The groom will groan if I grab him. Is it good? Is it good to grab the groom? It is not good. It is not good to grab the groom.				
	WRITE	Write the  and  words in your dictionary.				





MONDAY ACTIVITY 2

	READ	Read the  and  words from Monday Activity 1.
	READ	I can see the moon. I can see the green moon. Is the moon green? No, the moon is not green. I will grin. I will grin at the moon. I want to grab the moon. Can you grab the moon? No, you cannot grab the moon!
	WRITE	Draw a picture of the word: groan





TUESDAY ACTIVITY 1

	LOOK & SAY	sisters	argued	that	together	good
	SOUND OUT	ship	shop	shin	shot	
		shin	shot	shop	ship	
	READ	I see a ship. I see a ship in a shop. Is the ship big? No, the ship is not big. Is the ship a plastic ship? Yes, the ship is a plastic ship. I want that ship. I want that ship in the shop.				
	WRITE	Draw a picture of the word: sisters				







TUESDAY ACTIVITY 2

	READ	Read the  and  words from Tuesday Activity 1.				
	WRITE	<ol style="list-style-type: none"> What do I see? I see a _____. Where do I see a ship? I see a ship in a _____. 				



WEDNESDAY ACTIVITY 1



	LOOK & SAY	sisters	argued	that	together	good
	SOUND OUT	bash	mash	fish	wish	
		fish	mash	wish	bash	
	READ	I wish. I wish to have that ship. I wish to have that ship in the shop. Can I have it? Can I have the ship? Can I have the ship in the shop? I would like to have the ship. I would like to have the ship in the shop.				
	WRITE	<ol style="list-style-type: none"> What do I wish to have? I wish to have that _____. Where is the ship that I wish to have? The ship is in the _____. 				

WEDNESDAY ACTIVITY 2

	READ	Read the  and  words from Wednesday Activity 1.
	WRITE	Write the  words and  words in your dictionary. Draw a picture of the word: bash

THURSDAY ACTIVITY 1

	LOOK & SAY	sisters	argued	that	together	good
	SOUND OUT	ship	bash	shop	mash	
		shin	fish	shot	wish	

	READ	 <p>The sisters argued. The sisters argued together. Is it good? Is it good that the sisters argued together? It is not good. It is not good that the sisters argued. It is not good that the sisters argued together!</p>
--	-------------	---

THURSDAY ACTIVITY 2



READ

Read the  and  words from Thursday Activity 1.



WRITE

Draw a picture of your favourite part of the Big Book story.

FRIDAY ACTIVITY 1



READ

Read all the  and  words again.



READ

Read the story from Thursday Activity 1.

FRIDAY ACTIVITY 2



READ

Read all the  and  words again.









WRITE






Write the sentences in your book. Fix the mistakes.

1. is it good
2. it is not good
3. it is not good that the sisters argued together





MONDAY ACTIVITY 1

	LOOK & SAY	sisters	argued	that	together	good
	SOUND OUT	grab	moon	grin	soon	
		groan	groom	green	loom	
	READ	I will grab the groom. I will grab the groom soon. The groom will groan. The groom will groan if I grab him. Is it good? Is it good to grab the groom? It is not good. It is not good to grab the groom.				
	WRITE	Write the  and  words in your dictionary.				





MONDAY ACTIVITY 2

	READ	Read the  and  words from Monday Activity 1.
	READ	I can see the moon. I can see the green moon. Is the moon green? No, the moon is not green. I will grin. I will grin at the moon. I want to grab the moon. Can you grab the moon? No, you cannot grab the moon!
	WRITE	Draw a picture of the word: groan





TUESDAY ACTIVITY 1

	LOOK & SAY	sisters	argued	that	together	good
	SOUND OUT	ship	shop	shin	shot	
		shin	shot	shop	ship	
	READ	I see a ship. I see a ship in a shop. Is the ship big? No, the ship is not big. Is the ship a plastic ship? Yes, the ship is a plastic ship. I want that ship. I want that ship in the shop.				
	WRITE	Draw a picture of the word: sisters				







TUESDAY ACTIVITY 2

	READ	Read the  and  words from Tuesday Activity 1.				
	WRITE	<ol style="list-style-type: none"> What do I see? I see a _____. Where do I see a ship? I see a ship in a _____. 				



WEDNESDAY ACTIVITY 1


	LOOK & SAY	sisters	argued	that	together	good
	SOUND OUT	bash	mash	fish	wish	
		fish	mash	wish	bash	
	READ	I wish. I wish to have that ship. I wish to have that ship in the shop. Can I have it? Can I have the ship? Can I have the ship in the shop? I would like to have the ship. I would like to have the ship in the shop.				
	WRITE	<ol style="list-style-type: none"> What do I wish to have? I wish to have that _____. Where is the ship that I wish to have? The ship is in the _____. 				

WEDNESDAY ACTIVITY 2

	READ	Read the  and  words from Wednesday Activity 1.
	WRITE	Write the  words and  words in your dictionary. Draw a picture of the word: bash

THURSDAY ACTIVITY 1

	LOOK & SAY	sisters	argued	that	together	good
	SOUND OUT	ship	bash	shop	mash	
		shin	fish	shot	wish	

	READ	<div data-bbox="399 761 1468 1523" data-label="Image"> </div> <p data-bbox="367 1612 1516 1814">The sisters argued. The sisters argued together. Is it good? Is it good that the sisters argued together? It is not good. It is not good that the sisters argued. It is not good that the sisters argued together!</p>
--	-------------	--

THURSDAY ACTIVITY 2



READ

Read the  and  words from Thursday Activity 1.



WRITE

Draw a picture of your favourite part of the Big Book story.

FRIDAY ACTIVITY 1



READ

Read all the  and  words again.



READ

Read the story from Thursday Activity 1.

FRIDAY ACTIVITY 2



READ

Read all the  and  words again.









WRITE






Write the sentences in your book. Fix the mistakes.

1. is it good
2. it is not good
3. it is not good that the sisters argued together





MONDAY ACTIVITY 1

	LOOK & SAY	sisters	argued	that	together	good
	SOUND OUT	grab	moon	grin	soon	
		groan	groom	green	loom	
	READ	I will grab the groom. I will grab the groom soon. The groom will groan. The groom will groan if I grab him. Is it good? Is it good to grab the groom? It is not good. It is not good to grab the groom.				
	WRITE	Write the  and  words in your dictionary.				





MONDAY ACTIVITY 2

	READ	Read the  and  words from Monday Activity 1.
	READ	I can see the moon. I can see the green moon. Is the moon green? No, the moon is not green. I will grin. I will grin at the moon. I want to grab the moon. Can you grab the moon? No, you cannot grab the moon!
	WRITE	Draw a picture of the word: groan





TUESDAY ACTIVITY 1

	LOOK & SAY	sisters	argued	that	together	good
	SOUND OUT	ship	shop	shin	shot	
		shin	shot	shop	ship	
	READ	I see a ship. I see a ship in a shop. Is the ship big? No, the ship is not big. Is the ship a plastic ship? Yes, the ship is a plastic ship. I want that ship. I want that ship in the shop.				
	WRITE	Draw a picture of the word: sisters				







TUESDAY ACTIVITY 2

	READ	Read the  and  words from Tuesday Activity 1.				
	WRITE	<ol style="list-style-type: none"> What do I see? I see a _____. Where do I see a ship? I see a ship in a _____. 				



WEDNESDAY ACTIVITY 1



	LOOK & SAY	sisters	argued	that	together	good
	SOUND OUT	bash	mash	fish	wish	
		fish	mash	wish	bash	
	READ	I wish. I wish to have that ship. I wish to have that ship in the shop. Can I have it? Can I have the ship? Can I have the ship in the shop? I would like to have the ship. I would like to have the ship in the shop.				
	WRITE	<ol style="list-style-type: none"> What do I wish to have? I wish to have that _____. Where is the ship that I wish to have? The ship is in the _____. 				

WEDNESDAY ACTIVITY 2

	READ	Read the  and  words from Wednesday Activity 1.
	WRITE	Write the  words and  words in your dictionary. Draw a picture of the word: bash

THURSDAY ACTIVITY 1

	LOOK & SAY	sisters	argued	that	together	good
	SOUND OUT	ship	bash	shop	mash	
		shin	fish	shot	wish	

	READ	 <p>The sisters argued. The sisters argued together. Is it good? Is it good that the sisters argued together? It is not good. It is not good that the sisters argued. It is not good that the sisters argued together!</p>
--	-------------	---

THURSDAY ACTIVITY 2



READ

Read the  and  words from Thursday Activity 1.



WRITE

Draw a picture of your favourite part of the Big Book story.

FRIDAY ACTIVITY 1



READ

Read all the  and  words again.



READ

Read the story from Thursday Activity 1.

FRIDAY ACTIVITY 2



READ

Read all the  and  words again.









WRITE






Write the sentences in your book. Fix the mistakes.

1. is it good
2. it is not good
3. it is not good that the sisters argued together





MONDAY ACTIVITY 1

	LOOK & SAY	sisters	argued	that	together	good
	SOUND OUT	grab	moon	grin	soon	
		groan	groom	green	loom	
	READ	I will grab the groom. I will grab the groom soon. The groom will groan. The groom will groan if I grab him. Is it good? Is it good to grab the groom? It is not good. It is not good to grab the groom.				
	WRITE	Write the  and  words in your dictionary.				





MONDAY ACTIVITY 2

	READ	Read the  and  words from Monday Activity 1.
	READ	I can see the moon. I can see the green moon. Is the moon green? No, the moon is not green. I will grin. I will grin at the moon. I want to grab the moon. Can you grab the moon? No, you cannot grab the moon!
	WRITE	Draw a picture of the word: groan





TUESDAY ACTIVITY 1

	LOOK & SAY	sisters	argued	that	together	good
	SOUND OUT	ship	shop	shin	shot	
		shin	shot	shop	ship	
	READ	I see a ship. I see a ship in a shop. Is the ship big? No, the ship is not big. Is the ship a plastic ship? Yes, the ship is a plastic ship. I want that ship. I want that ship in the shop.				
	WRITE	Draw a picture of the word: sisters				







TUESDAY ACTIVITY 2

	READ	Read the  and  words from Tuesday Activity 1.				
	WRITE	<ol style="list-style-type: none"> What do I see? I see a _____. Where do I see a ship? I see a ship in a _____. 				



WEDNESDAY ACTIVITY 1


	LOOK & SAY	sisters	argued	that	together	good
	SOUND OUT	bash	mash	fish	wish	
		fish	mash	wish	bash	
	READ	I wish. I wish to have that ship. I wish to have that ship in the shop. Can I have it? Can I have the ship? Can I have the ship in the shop? I would like to have the ship. I would like to have the ship in the shop.				
	WRITE	<ol style="list-style-type: none"> What do I wish to have? I wish to have that _____. Where is the ship that I wish to have? The ship is in the _____. 				

WEDNESDAY ACTIVITY 2

	READ	Read the  and  words from Wednesday Activity 1.
	WRITE	Write the  words and  words in your dictionary. Draw a picture of the word: bash

THURSDAY ACTIVITY 1

	LOOK & SAY	sisters	argued	that	together	good
	SOUND OUT	ship	bash	shop	mash	
		shin	fish	shot	wish	

	READ	<div data-bbox="400 757 1469 1541" data-label="Image"> </div> <p data-bbox="368 1619 1517 1814">The sisters argued. The sisters argued together. Is it good? Is it good that the sisters argued together? It is not good. It is not good that the sisters argued. It is not good that the sisters argued together!</p>
--	-------------	--

THURSDAY ACTIVITY 2



READ

Read the  and  words from Thursday Activity 1.



WRITE

Draw a picture of your favourite part of the Big Book story.

FRIDAY ACTIVITY 1



READ

Read all the  and  words again.



READ

Read the story from Thursday Activity 1.

FRIDAY ACTIVITY 2



READ

Read all the  and  words again.









WRITE






Write the sentences in your book. Fix the mistakes.

1. is it good
2. it is not good
3. it is not good that the sisters argued together





MONDAY ACTIVITY 1

	LOOK & SAY	sisters	argued	that	together	good
	SOUND OUT	grab	moon	grin	soon	
		groan	groom	green	loom	
	READ	I will grab the groom. I will grab the groom soon. The groom will groan. The groom will groan if I grab him. Is it good? Is it good to grab the groom? It is not good. It is not good to grab the groom.				
	WRITE	Write the  and  words in your dictionary.				





MONDAY ACTIVITY 2

	READ	Read the  and  words from Monday Activity 1.
	READ	I can see the moon. I can see the green moon. Is the moon green? No, the moon is not green. I will grin. I will grin at the moon. I want to grab the moon. Can you grab the moon? No, you cannot grab the moon!
	WRITE	Draw a picture of the word: groan





TUESDAY ACTIVITY 1

	LOOK & SAY	sisters	argued	that	together	good
	SOUND OUT	ship	shop	shin	shot	
		shin	shot	shop	ship	
	READ	I see a ship. I see a ship in a shop. Is the ship big? No, the ship is not big. Is the ship a plastic ship? Yes, the ship is a plastic ship. I want that ship. I want that ship in the shop.				
	WRITE	Draw a picture of the word: sisters				







TUESDAY ACTIVITY 2

	READ	Read the  and  words from Tuesday Activity 1.				
	WRITE	<ol style="list-style-type: none"> What do I see? I see a _____. Where do I see a ship? I see a ship in a _____. 				



WEDNESDAY ACTIVITY 1



	LOOK & SAY	sisters	argued	that	together	good
	SOUND OUT	bash	mash	fish	wish	
		fish	mash	wish	bash	
	READ	I wish. I wish to have that ship. I wish to have that ship in the shop. Can I have it? Can I have the ship? Can I have the ship in the shop? I would like to have the ship. I would like to have the ship in the shop.				
	WRITE	<ol style="list-style-type: none"> What do I wish to have? I wish to have that _____. Where is the ship that I wish to have? The ship is in the _____. 				

WEDNESDAY ACTIVITY 2

	READ	Read the  and  words from Wednesday Activity 1.
	WRITE	Write the  words and  words in your dictionary. Draw a picture of the word: bash

THURSDAY ACTIVITY 1

	LOOK & SAY	sisters	argued	that	together	good
	SOUND OUT	ship	bash	shop	mash	
		shin	fish	shot	wish	

	READ	 <p>The sisters argued. The sisters argued together. Is it good? Is it good that the sisters argued together? It is not good. It is not good that the sisters argued. It is not good that the sisters argued together!</p>
--	-------------	---

THURSDAY ACTIVITY 2



READ

Read the  and  words from Thursday Activity 1.



WRITE

Draw a picture of your favourite part of the Big Book story.

FRIDAY ACTIVITY 1



READ

Read all the  and  words again.



READ

Read the story from Thursday Activity 1.

FRIDAY ACTIVITY 2



READ

Read all the  and  words again.









WRITE






Write the sentences in your book. Fix the mistakes.

1. is it good
2. it is not good
3. it is not good that the sisters argued together





MONDAY ACTIVITY 1

	LOOK & SAY	sisters	argued	that	together	good
	SOUND OUT	grab	moon	grin	soon	
		groan	groom	green	loom	
	READ	I will grab the groom. I will grab the groom soon. The groom will groan. The groom will groan if I grab him. Is it good? Is it good to grab the groom? It is not good. It is not good to grab the groom.				
	WRITE	Write the  and  words in your dictionary.				





MONDAY ACTIVITY 2

	READ	Read the  and  words from Monday Activity 1.
	READ	I can see the moon. I can see the green moon. Is the moon green? No, the moon is not green. I will grin. I will grin at the moon. I want to grab the moon. Can you grab the moon? No, you cannot grab the moon!
	WRITE	Draw a picture of the word: groan





TUESDAY ACTIVITY 1

	LOOK & SAY	sisters	argued	that	together	good
	SOUND OUT	ship	shop	shin	shot	
		shin	shot	shop	ship	
	READ	I see a ship. I see a ship in a shop. Is the ship big? No, the ship is not big. Is the ship a plastic ship? Yes, the ship is a plastic ship. I want that ship. I want that ship in the shop.				
	WRITE	Draw a picture of the word: sisters				







TUESDAY ACTIVITY 2

	READ	Read the  and  words from Tuesday Activity 1.				
	WRITE	<ol style="list-style-type: none"> What do I see? I see a _____. Where do I see a ship? I see a ship in a _____. 				



WEDNESDAY ACTIVITY 1



	LOOK & SAY	sisters	argued	that	together	good
	SOUND OUT	bash	mash	fish	wish	
		fish	mash	wish	bash	
	READ	I wish. I wish to have that ship. I wish to have that ship in the shop. Can I have it? Can I have the ship? Can I have the ship in the shop? I would like to have the ship. I would like to have the ship in the shop.				
	WRITE	<ol style="list-style-type: none"> What do I wish to have? I wish to have that _____. Where is the ship that I wish to have? The ship is in the _____. 				

WEDNESDAY ACTIVITY 2

	READ	Read the  and  words from Wednesday Activity 1.
	WRITE	Write the  words and  words in your dictionary. Draw a picture of the word: bash

THURSDAY ACTIVITY 1

	LOOK & SAY	sisters	argued	that	together	good
	SOUND OUT	ship	bash	shop	mash	
		shin	fish	shot	wish	

	READ	 <p>The sisters argued. The sisters argued together. Is it good? Is it good that the sisters argued together? It is not good. It is not good that the sisters argued. It is not good that the sisters argued together!</p>
--	-------------	---

THURSDAY ACTIVITY 2



READ

Read the  and  words from Thursday Activity 1.



WRITE

Draw a picture of your favourite part of the Big Book story.

FRIDAY ACTIVITY 1



READ

Read all the  and  words again.



READ

Read the story from Thursday Activity 1.

FRIDAY ACTIVITY 2



READ

Read all the  and  words again.









WRITE






Write the sentences in your book. Fix the mistakes.

1. is it good
2. it is not good
3. it is not good that the sisters argued together





MONDAY ACTIVITY 1

	LOOK & SAY	sisters	argued	that	together	good
	SOUND OUT	grab	moon	grin	soon	
		groan	groom	green	loom	
	READ	I will grab the groom. I will grab the groom soon. The groom will groan. The groom will groan if I grab him. Is it good? Is it good to grab the groom? It is not good. It is not good to grab the groom.				
	WRITE	Write the  and  words in your dictionary.				





MONDAY ACTIVITY 2

	READ	Read the  and  words from Monday Activity 1.
	READ	I can see the moon. I can see the green moon. Is the moon green? No, the moon is not green. I will grin. I will grin at the moon. I want to grab the moon. Can you grab the moon? No, you cannot grab the moon!
	WRITE	Draw a picture of the word: groan





TUESDAY ACTIVITY 1

	LOOK & SAY	sisters	argued	that	together	good
	SOUND OUT	ship	shop	shin	shot	
		shin	shot	shop	ship	
	READ	I see a ship. I see a ship in a shop. Is the ship big? No, the ship is not big. Is the ship a plastic ship? Yes, the ship is a plastic ship. I want that ship. I want that ship in the shop.				
	WRITE	Draw a picture of the word: sisters				







TUESDAY ACTIVITY 2

	READ	Read the  and  words from Tuesday Activity 1.				
	WRITE	<ol style="list-style-type: none"> What do I see? I see a _____. Where do I see a ship? I see a ship in a _____. 				



WEDNESDAY ACTIVITY 1



	LOOK & SAY	sisters	argued	that	together	good
	SOUND OUT	bash	mash	fish	wish	
		fish	mash	wish	bash	
	READ	I wish. I wish to have that ship. I wish to have that ship in the shop. Can I have it? Can I have the ship? Can I have the ship in the shop? I would like to have the ship. I would like to have the ship in the shop.				
	WRITE	<ol style="list-style-type: none"> What do I wish to have? I wish to have that _____. Where is the ship that I wish to have? The ship is in the _____. 				

WEDNESDAY ACTIVITY 2

	READ	Read the  and  words from Wednesday Activity 1.
	WRITE	Write the  words and  words in your dictionary. Draw a picture of the word: bash

THURSDAY ACTIVITY 1

	LOOK & SAY	sisters	argued	that	together	good
	SOUND OUT	ship	bash	shop	mash	
		shin	fish	shot	wish	

	READ	 <p>The sisters argued. The sisters argued together. Is it good? Is it good that the sisters argued together? It is not good. It is not good that the sisters argued. It is not good that the sisters argued together!</p>
--	-------------	---

THURSDAY ACTIVITY 2



READ

Read the  and  words from Thursday Activity 1.



WRITE

Draw a picture of your favourite part of the Big Book story.

FRIDAY ACTIVITY 1



READ

Read all the  and  words again.



READ

Read the story from Thursday Activity 1.

FRIDAY ACTIVITY 2



READ

Read all the  and  words again.









WRITE






Write the sentences in your book. Fix the mistakes.

1. is it good
2. it is not good
3. it is not good that the sisters argued together





MONDAY ACTIVITY 1

	LOOK & SAY	sisters	argued	that	together	good
	SOUND OUT	grab	moon	grin	soon	
		groan	groom	green	loom	
	READ	I will grab the groom. I will grab the groom soon. The groom will groan. The groom will groan if I grab him. Is it good? Is it good to grab the groom? It is not good. It is not good to grab the groom.				
	WRITE	Write the  and  words in your dictionary.				





MONDAY ACTIVITY 2

	READ	Read the  and  words from Monday Activity 1.
	READ	I can see the moon. I can see the green moon. Is the moon green? No, the moon is not green. I will grin. I will grin at the moon. I want to grab the moon. Can you grab the moon? No, you cannot grab the moon!
	WRITE	Draw a picture of the word: groan





TUESDAY ACTIVITY 1

	LOOK & SAY	sisters	argued	that	together	good
	SOUND OUT	ship	shop	shin	shot	
		shin	shot	shop	ship	
	READ	I see a ship. I see a ship in a shop. Is the ship big? No, the ship is not big. Is the ship a plastic ship? Yes, the ship is a plastic ship. I want that ship. I want that ship in the shop.				
	WRITE	Draw a picture of the word: sisters				







TUESDAY ACTIVITY 2

	READ	Read the  and  words from Tuesday Activity 1.				
	WRITE	<ol style="list-style-type: none"> What do I see? I see a _____. Where do I see a ship? I see a ship in a _____. 				



WEDNESDAY ACTIVITY 1



	LOOK & SAY	sisters	argued	that	together	good
	SOUND OUT	bash	mash	fish	wish	
		fish	mash	wish	bash	
	READ	I wish. I wish to have that ship. I wish to have that ship in the shop. Can I have it? Can I have the ship? Can I have the ship in the shop? I would like to have the ship. I would like to have the ship in the shop.				
	WRITE	<ol style="list-style-type: none"> What do I wish to have? I wish to have that _____. Where is the ship that I wish to have? The ship is in the _____. 				

WEDNESDAY ACTIVITY 2

	READ	Read the  and  words from Wednesday Activity 1.
	WRITE	Write the  words and  words in your dictionary. Draw a picture of the word: bash

THURSDAY ACTIVITY 1

	LOOK & SAY	sisters	argued	that	together	good
	SOUND OUT	ship	bash	shop	mash	
		shin	fish	shot	wish	

	READ	 <p>The sisters argued. The sisters argued together. Is it good? Is it good that the sisters argued together? It is not good. It is not good that the sisters argued. It is not good that the sisters argued together!</p>
--	-------------	---

THURSDAY ACTIVITY 2



READ

Read the  and  words from Thursday Activity 1.



WRITE

Draw a picture of your favourite part of the Big Book story.

FRIDAY ACTIVITY 1



READ

Read all the  and  words again.



READ

Read the story from Thursday Activity 1.

FRIDAY ACTIVITY 2



READ

Read all the  and  words again.









WRITE






Write the sentences in your book. Fix the mistakes.

1. is it good
2. it is not good
3. it is not good that the sisters argued together





MONDAY ACTIVITY 1

	LOOK & SAY	sisters	argued	that	together	good
	SOUND OUT	grab	moon	grin	soon	
		groan	groom	green	loom	
	READ	I will grab the groom. I will grab the groom soon. The groom will groan. The groom will groan if I grab him. Is it good? Is it good to grab the groom? It is not good. It is not good to grab the groom.				
	WRITE	Write the  and  words in your dictionary.				





MONDAY ACTIVITY 2

	READ	Read the  and  words from Monday Activity 1.
	READ	I can see the moon. I can see the green moon. Is the moon green? No, the moon is not green. I will grin. I will grin at the moon. I want to grab the moon. Can you grab the moon? No, you cannot grab the moon!
	WRITE	Draw a picture of the word: groan





TUESDAY ACTIVITY 1

	LOOK & SAY	sisters	argued	that	together	good
	SOUND OUT	ship	shop	shin	shot	
		shin	shot	shop	ship	
	READ	I see a ship. I see a ship in a shop. Is the ship big? No, the ship is not big. Is the ship a plastic ship? Yes, the ship is a plastic ship. I want that ship. I want that ship in the shop.				
	WRITE	Draw a picture of the word: sisters				







TUESDAY ACTIVITY 2

	READ	Read the  and  words from Tuesday Activity 1.				
	WRITE	<ol style="list-style-type: none"> What do I see? I see a _____. Where do I see a ship? I see a ship in a _____. 				



WEDNESDAY ACTIVITY 1



	LOOK & SAY	sisters	argued	that	together	good
	SOUND OUT	bash	mash	fish	wish	
		fish	mash	wish	bash	
	READ	I wish. I wish to have that ship. I wish to have that ship in the shop. Can I have it? Can I have the ship? Can I have the ship in the shop? I would like to have the ship. I would like to have the ship in the shop.				
	WRITE	<ol style="list-style-type: none"> What do I wish to have? I wish to have that _____. Where is the ship that I wish to have? The ship is in the _____. 				

WEDNESDAY ACTIVITY 2

	READ	Read the  and  words from Wednesday Activity 1.
	WRITE	Write the  words and  words in your dictionary. Draw a picture of the word: bash

THURSDAY ACTIVITY 1

	LOOK & SAY	sisters	argued	that	together	good
	SOUND OUT	ship	bash	shop	mash	
		shin	fish	shot	wish	

	READ	 <p>The sisters argued. The sisters argued together. Is it good? Is it good that the sisters argued together? It is not good. It is not good that the sisters argued. It is not good that the sisters argued together!</p>
--	-------------	---

THURSDAY ACTIVITY 2



READ

Read the  and  words from Thursday Activity 1.



WRITE

Draw a picture of your favourite part of the Big Book story.

FRIDAY ACTIVITY 1



READ

Read all the  and  words again.



READ

Read the story from Thursday Activity 1.

FRIDAY ACTIVITY 2



READ

Read all the  and  words again.









WRITE






Write the sentences in your book. Fix the mistakes.

1. is it good
2. it is not good
3. it is not good that the sisters argued together





MONDAY ACTIVITY 1

	LOOK & SAY	sisters	argued	that	together	good
	SOUND OUT	grab	moon	grin	soon	
		groan	groom	green	loom	
	READ	I will grab the groom. I will grab the groom soon. The groom will groan. The groom will groan if I grab him. Is it good? Is it good to grab the groom? It is not good. It is not good to grab the groom.				
	WRITE	Write the  and  words in your dictionary.				





MONDAY ACTIVITY 2

	READ	Read the  and  words from Monday Activity 1.
	READ	I can see the moon. I can see the green moon. Is the moon green? No, the moon is not green. I will grin. I will grin at the moon. I want to grab the moon. Can you grab the moon? No, you cannot grab the moon!
	WRITE	Draw a picture of the word: groan





TUESDAY ACTIVITY 1

	LOOK & SAY	sisters	argued	that	together	good
	SOUND OUT	ship	shop	shin	shot	
		shin	shot	shop	ship	
	READ	I see a ship. I see a ship in a shop. Is the ship big? No, the ship is not big. Is the ship a plastic ship? Yes, the ship is a plastic ship. I want that ship. I want that ship in the shop.				
	WRITE	Draw a picture of the word: sisters				







TUESDAY ACTIVITY 2

	READ	Read the  and  words from Tuesday Activity 1.				
	WRITE	<ol style="list-style-type: none"> What do I see? I see a _____. Where do I see a ship? I see a ship in a _____. 				



WEDNESDAY ACTIVITY 1



	LOOK & SAY	sisters	argued	that	together	good
	SOUND OUT	bash	mash	fish	wish	
		fish	mash	wish	bash	
	READ	I wish. I wish to have that ship. I wish to have that ship in the shop. Can I have it? Can I have the ship? Can I have the ship in the shop? I would like to have the ship. I would like to have the ship in the shop.				
	WRITE	<ol style="list-style-type: none"> What do I wish to have? I wish to have that _____. Where is the ship that I wish to have? The ship is in the _____. 				

WEDNESDAY ACTIVITY 2

	READ	Read the  and  words from Wednesday Activity 1.
	WRITE	Write the  words and  words in your dictionary. Draw a picture of the word: bash

THURSDAY ACTIVITY 1

	LOOK & SAY	sisters	argued	that	together	good
	SOUND OUT	ship	bash	shop	mash	
		shin	fish	shot	wish	

	READ	 <p>The sisters argued. The sisters argued together. Is it good? Is it good that the sisters argued together? It is not good. It is not good that the sisters argued. It is not good that the sisters argued together!</p>
--	-------------	---

THURSDAY ACTIVITY 2



READ

Read the  and  words from Thursday Activity 1.



WRITE

Draw a picture of your favourite part of the Big Book story.

FRIDAY ACTIVITY 1



READ

Read all the  and  words again.



READ

Read the story from Thursday Activity 1.

FRIDAY ACTIVITY 2



READ

Read all the  and  words again.









WRITE






Write the sentences in your book. Fix the mistakes.

1. is it good
2. it is not good
3. it is not good that the sisters argued together





MONDAY ACTIVITY 1

	LOOK & SAY	sisters	argued	that	together	good
	SOUND OUT	grab	moon	grin	soon	
		groan	groom	green	loom	
	READ	I will grab the groom. I will grab the groom soon. The groom will groan. The groom will groan if I grab him. Is it good? Is it good to grab the groom? It is not good. It is not good to grab the groom.				
	WRITE	Write the  and  words in your dictionary.				





MONDAY ACTIVITY 2

	READ	Read the  and  words from Monday Activity 1.
	READ	I can see the moon. I can see the green moon. Is the moon green? No, the moon is not green. I will grin. I will grin at the moon. I want to grab the moon. Can you grab the moon? No, you cannot grab the moon!
	WRITE	Draw a picture of the word: groan





TUESDAY ACTIVITY 1

	LOOK & SAY	sisters	argued	that	together	good
	SOUND OUT	ship	shop	shin	shot	
		shin	shot	shop	ship	
	READ	I see a ship. I see a ship in a shop. Is the ship big? No, the ship is not big. Is the ship a plastic ship? Yes, the ship is a plastic ship. I want that ship. I want that ship in the shop.				
	WRITE	Draw a picture of the word: sisters				







TUESDAY ACTIVITY 2

	READ	Read the  and  words from Tuesday Activity 1.				
	WRITE	<ol style="list-style-type: none"> What do I see? I see a _____. Where do I see a ship? I see a ship in a _____. 				



WEDNESDAY ACTIVITY 1



	LOOK & SAY	sisters	argued	that	together	good
	SOUND OUT	bash	mash	fish	wish	
		fish	mash	wish	bash	
	READ	I wish. I wish to have that ship. I wish to have that ship in the shop. Can I have it? Can I have the ship? Can I have the ship in the shop? I would like to have the ship. I would like to have the ship in the shop.				
	WRITE	<ol style="list-style-type: none"> What do I wish to have? I wish to have that _____. Where is the ship that I wish to have? The ship is in the _____. 				

WEDNESDAY ACTIVITY 2

	READ	Read the  and  words from Wednesday Activity 1.
	WRITE	Write the  words and  words in your dictionary. Draw a picture of the word: bash

THURSDAY ACTIVITY 1

	LOOK & SAY	sisters	argued	that	together	good
	SOUND OUT	ship	bash	shop	mash	
		shin	fish	shot	wish	

	READ	 <p>The sisters argued. The sisters argued together. Is it good? Is it good that the sisters argued together? It is not good. It is not good that the sisters argued. It is not good that the sisters argued together!</p>
--	-------------	---

THURSDAY ACTIVITY 2



READ

Read the  and  words from Thursday Activity 1.



WRITE

Draw a picture of your favourite part of the Big Book story.

FRIDAY ACTIVITY 1



READ

Read all the  and  words again.



READ

Read the story from Thursday Activity 1.

FRIDAY ACTIVITY 2



READ

Read all the  and  words again.









WRITE






Write the sentences in your book. Fix the mistakes.

1. is it good
2. it is not good
3. it is not good that the sisters argued together





MONDAY ACTIVITY 1

	LOOK & SAY	sisters	argued	that	together	good
	SOUND OUT	grab	moon	grin	soon	
		groan	groom	green	loom	
	READ	I will grab the groom. I will grab the groom soon. The groom will groan. The groom will groan if I grab him. Is it good? Is it good to grab the groom? It is not good. It is not good to grab the groom.				
	WRITE	Write the  and  words in your dictionary.				





MONDAY ACTIVITY 2

	READ	Read the  and  words from Monday Activity 1.
	READ	I can see the moon. I can see the green moon. Is the moon green? No, the moon is not green. I will grin. I will grin at the moon. I want to grab the moon. Can you grab the moon? No, you cannot grab the moon!
	WRITE	Draw a picture of the word: groan





TUESDAY ACTIVITY 1

	LOOK & SAY	sisters	argued	that	together	good
	SOUND OUT	ship	shop	shin	shot	
		shin	shot	shop	ship	
	READ	I see a ship. I see a ship in a shop. Is the ship big? No, the ship is not big. Is the ship a plastic ship? Yes, the ship is a plastic ship. I want that ship. I want that ship in the shop.				
	WRITE	Draw a picture of the word: sisters				







TUESDAY ACTIVITY 2

	READ	Read the  and  words from Tuesday Activity 1.				
	WRITE	<ol style="list-style-type: none"> What do I see? I see a _____. Where do I see a ship? I see a ship in a _____. 				



WEDNESDAY ACTIVITY 1



	LOOK & SAY	sisters	argued	that	together	good
	SOUND OUT	bash	mash	fish	wish	
		fish	mash	wish	bash	
	READ	I wish. I wish to have that ship. I wish to have that ship in the shop. Can I have it? Can I have the ship? Can I have the ship in the shop? I would like to have the ship. I would like to have the ship in the shop.				
	WRITE	<ol style="list-style-type: none"> What do I wish to have? I wish to have that _____. Where is the ship that I wish to have? The ship is in the _____. 				

WEDNESDAY ACTIVITY 2

	READ	Read the  and  words from Wednesday Activity 1.
	WRITE	Write the  words and  words in your dictionary. Draw a picture of the word: bash

THURSDAY ACTIVITY 1

	LOOK & SAY	sisters	argued	that	together	good
	SOUND OUT	ship	bash	shop	mash	
		shin	fish	shot	wish	

	READ	 <p>The sisters argued. The sisters argued together. Is it good? Is it good that the sisters argued together? It is not good. It is not good that the sisters argued. It is not good that the sisters argued together!</p>
--	-------------	---

THURSDAY ACTIVITY 2



READ

Read the  and  words from Thursday Activity 1.



WRITE

Draw a picture of your favourite part of the Big Book story.

FRIDAY ACTIVITY 1



READ

Read all the  and  words again.



READ

Read the story from Thursday Activity 1.

FRIDAY ACTIVITY 2



READ

Read all the  and  words again.









WRITE






Write the sentences in your book. Fix the mistakes.

1. is it good
2. it is not good
3. it is not good that the sisters argued together





MONDAY ACTIVITY 1

	LOOK & SAY	sisters	argued	that	together	good
	SOUND OUT	grab	moon	grin	soon	
		groan	groom	green	loom	
	READ	I will grab the groom. I will grab the groom soon. The groom will groan. The groom will groan if I grab him. Is it good? Is it good to grab the groom? It is not good. It is not good to grab the groom.				
	WRITE	Write the  and  words in your dictionary.				





MONDAY ACTIVITY 2

	READ	Read the  and  words from Monday Activity 1.
	READ	I can see the moon. I can see the green moon. Is the moon green? No, the moon is not green. I will grin. I will grin at the moon. I want to grab the moon. Can you grab the moon? No, you cannot grab the moon!
	WRITE	Draw a picture of the word: groan





TUESDAY ACTIVITY 1

	LOOK & SAY	sisters	argued	that	together	good
	SOUND OUT	ship	shop	shin	shot	
		shin	shot	shop	ship	
	READ	I see a ship. I see a ship in a shop. Is the ship big? No, the ship is not big. Is the ship a plastic ship? Yes, the ship is a plastic ship. I want that ship. I want that ship in the shop.				
	WRITE	Draw a picture of the word: sisters				







TUESDAY ACTIVITY 2

	READ	Read the  and  words from Tuesday Activity 1.				
	WRITE	<ol style="list-style-type: none"> What do I see? I see a _____. Where do I see a ship? I see a ship in a _____. 				



WEDNESDAY ACTIVITY 1



	LOOK & SAY	sisters	argued	that	together	good
	SOUND OUT	bash	mash	fish	wish	
		fish	mash	wish	bash	
	READ	I wish. I wish to have that ship. I wish to have that ship in the shop. Can I have it? Can I have the ship? Can I have the ship in the shop? I would like to have the ship. I would like to have the ship in the shop.				
	WRITE	<ol style="list-style-type: none"> What do I wish to have? I wish to have that _____. Where is the ship that I wish to have? The ship is in the _____. 				

WEDNESDAY ACTIVITY 2

	READ	Read the  and  words from Wednesday Activity 1.
	WRITE	Write the  words and  words in your dictionary. Draw a picture of the word: bash

THURSDAY ACTIVITY 1

	LOOK & SAY	sisters	argued	that	together	good
	SOUND OUT	ship	bash	shop	mash	
		shin	fish	shot	wish	

	READ	 <p>The sisters argued. The sisters argued together. Is it good? Is it good that the sisters argued together? It is not good. It is not good that the sisters argued. It is not good that the sisters argued together!</p>
--	-------------	---

THURSDAY ACTIVITY 2



READ

Read the  and  words from Thursday Activity 1.



WRITE

Draw a picture of your favourite part of the Big Book story.

FRIDAY ACTIVITY 1



READ

Read all the  and  words again.



READ

Read the story from Thursday Activity 1.

FRIDAY ACTIVITY 2



READ

Read all the  and  words again.









WRITE






Write the sentences in your book. Fix the mistakes.

1. is it good
2. it is not good
3. it is not good that the sisters argued together





MONDAY ACTIVITY 1

	LOOK & SAY	buy	this	boys	shirt	girls
	SOUND OUT	ship	bash	shop	mash	
		shin	fish	shot	wish	
	READ	I want this fish. I want to buy this fish. I want to buy this fish from the shop. Do you want this fish? Do you want to buy this fish? Do you want to buy this fish from the shop?				
	WRITE	Write the  and  words in your dictionary.				





MONDAY ACTIVITY 2

	READ	Read the  and  words from Monday Activity 1.
	READ	I must not bash my shin. I must not bash my shin on the ship. It will not be good. It will not be good if I bash my shin. It will not be good if I bash my shin on the ship.
	WRITE	Draw a picture of the word: shop





TUESDAY ACTIVITY 1

	LOOK & SAY	buy	this	boys	shirt	girls
	SOUND OUT	thin	thick	thud	three	
		three	thud	thick	thin	
	READ	I can see the boys. I can see three boys. I can see three thin boys. Can you see the boys? Can you see three boys? Can you see three thin boys?				
	WRITE	Draw a picture of the word: boys				

TUESDAY ACTIVITY 2

	READ	Read the  and  words from Tuesday Activity 1.				
	WRITE	<ol style="list-style-type: none"> Who can I see? I can see the _____. How many boys can I see? I can see _____ boys. 				

WEDNESDAY ACTIVITY 1

	LOOK & SAY	buy	this	boys	shirt	girls
	SOUND OUT	moth	with	math	bath	
		bath	math	with	moth	
	READ	I see a moth. I see a moth in the bath. I see a moth in the bath with the dog. I see the moth and the dog in the bath. The dog and the moth are together in the bath. Can you see the moth and the dog in the bath?				
	WRITE	<ol style="list-style-type: none"> What do I see? I see a _____. Where is the moth? The moth is in the _____. 				

WEDNESDAY ACTIVITY 2



READ

Read the  and  words from Wednesday Activity 1.



WRITE

Write the  words and  words in your dictionary.
Draw a picture of the word: **bath**

THURSDAY ACTIVITY 1



LOOK & SAY

buy

this

boys

shirt

girls



SOUND OUT

thin

moth

thick

with

thud

math

three

bath



READ



I like this shirt. Can I buy this shirt? This shirt is a boy's shirt. You must buy a girl's shirt. I will not buy you a boy's shirt. But I do not like that shirt! I do not want to buy that shirt. I am mad! I do not want that shirt! I do not want to buy that shirt!





THURSDAY ACTIVITY 2

	READ	Read the  and  words from Thursday Activity 1.
	WRITE	Draw a picture of your favourite part of the Big Book story.







FRIDAY ACTIVITY 1

	READ	Read all the  and  words again.
	READ	Read the story from Thursday Activity 1.






FRIDAY ACTIVITY 2

	READ	Read all the  and  words again.
	WRITE	Write the sentences in your book. Fix the mistakes. 1. can i buy this shirt 2. you must buy a girl's shirt 3. i am mad





MONDAY ACTIVITY 1

	LOOK & SAY	buy	this	boys	shirt	girls
	SOUND OUT	ship	bash	shop	mash	
		shin	fish	shot	wish	
	READ	I want this fish. I want to buy this fish. I want to buy this fish from the shop. Do you want this fish? Do you want to buy this fish? Do you want to buy this fish from the shop?				
	WRITE	Write the  and  words in your dictionary.				





MONDAY ACTIVITY 2

	READ	Read the  and  words from Monday Activity 1.
	READ	I must not bash my shin. I must not bash my shin on the ship. It will not be good. It will not be good if I bash my shin. It will not be good if I bash my shin on the ship.
	WRITE	Draw a picture of the word: shop





TUESDAY ACTIVITY 1

	LOOK & SAY	buy	this	boys	shirt	girls
	SOUND OUT	thin	thick	thud	three	
		three	thud	thick	thin	
	READ	I can see the boys. I can see three boys. I can see three thin boys. Can you see the boys? Can you see three boys? Can you see three thin boys?				
	WRITE	Draw a picture of the word: boys				

TUESDAY ACTIVITY 2

	READ	Read the  and  words from Tuesday Activity 1.				
	WRITE	<ol style="list-style-type: none"> Who can I see? I can see the _____. How many boys can I see? I can see _____ boys. 				

WEDNESDAY ACTIVITY 1

	LOOK & SAY	buy	this	boys	shirt	girls
	SOUND OUT	moth	with	math	bath	
		bath	math	with	moth	
	READ	I see a moth. I see a moth in the bath. I see a moth in the bath with the dog. I see the moth and the dog in the bath. The dog and the moth are together in the bath. Can you see the moth and the dog in the bath?				
	WRITE	<ol style="list-style-type: none"> What do I see? I see a _____. Where is the moth? The moth is in the _____. 				

WEDNESDAY ACTIVITY 2



READ

Read the  and  words from Wednesday Activity 1.



WRITE

Write the  words and  words in your dictionary.
Draw a picture of the word: **bath**

THURSDAY ACTIVITY 1



LOOK & SAY

buy

this

boys

shirt

girls



SOUND OUT

thin

moth

thick

with

thud

math

three

bath







READ







I like this shirt. Can I buy this shirt? This shirt is a boy's shirt. You must buy a girl's shirt. I will not buy you a boy's shirt. But I do not like that shirt! I do not want to buy that shirt. I am mad! I do not want that shirt! I do not want to buy that shirt!





THURSDAY ACTIVITY 2

	READ	Read the  and  words from Thursday Activity 1.
	WRITE	Draw a picture of your favourite part of the Big Book story.







FRIDAY ACTIVITY 1

	READ	Read all the  and  words again.
	READ	Read the story from Thursday Activity 1.






FRIDAY ACTIVITY 2

	READ	Read all the  and  words again.
	WRITE	Write the sentences in your book. Fix the mistakes. 1. can i buy this shirt 2. you must buy a girl's shirt 3. i am mad





MONDAY ACTIVITY 1

	LOOK & SAY	buy	this	boys	shirt	girls
	SOUND OUT	ship	bash	shop	mash	
		shin	fish	shot	wish	
	READ	I want this fish. I want to buy this fish. I want to buy this fish from the shop. Do you want this fish? Do you want to buy this fish? Do you want to buy this fish from the shop?				
	WRITE	Write the  and  words in your dictionary.				





MONDAY ACTIVITY 2

	READ	Read the  and  words from Monday Activity 1.
	READ	I must not bash my shin. I must not bash my shin on the ship. It will not be good. It will not be good if I bash my shin. It will not be good if I bash my shin on the ship.
	WRITE	Draw a picture of the word: shop





TUESDAY ACTIVITY 1

	LOOK & SAY	buy	this	boys	shirt	girls
	SOUND OUT	thin	thick	thud	three	
		three	thud	thick	thin	
	READ	I can see the boys. I can see three boys. I can see three thin boys. Can you see the boys? Can you see three boys? Can you see three thin boys?				
	WRITE	Draw a picture of the word: boys				

TUESDAY ACTIVITY 2

	READ	Read the  and  words from Tuesday Activity 1.
	WRITE	<ol style="list-style-type: none"> Who can I see? I can see the _____. How many boys can I see? I can see _____ boys.

WEDNESDAY ACTIVITY 1

	LOOK & SAY	buy	this	boys	shirt	girls
	SOUND OUT	moth	with	math	bath	
		bath	math	with	moth	
	READ	I see a moth. I see a moth in the bath. I see a moth in the bath with the dog. I see the moth and the dog in the bath. The dog and the moth are together in the bath. Can you see the moth and the dog in the bath?				
	WRITE	<ol style="list-style-type: none"> What do I see? I see a _____. Where is the moth? The moth is in the _____. 				

WEDNESDAY ACTIVITY 2



READ

Read the  and  words from Wednesday Activity 1.



WRITE

Write the  words and  words in your dictionary.
Draw a picture of the word: **bath**

THURSDAY ACTIVITY 1



LOOK & SAY

buy

this

boys

shirt

girls



SOUND OUT

thin

moth

thick

with

thud

math

three

bath



READ



I like this shirt. Can I buy this shirt? This shirt is a boy's shirt. You must buy a girl's shirt. I will not buy you a boy's shirt. But I do not like that shirt! I do not want to buy that shirt. I am mad! I do not want that shirt! I do not want to buy that shirt!





THURSDAY ACTIVITY 2

	READ	Read the  and  words from Thursday Activity 1.
	WRITE	Draw a picture of your favourite part of the Big Book story.







FRIDAY ACTIVITY 1

	READ	Read all the  and  words again.
	READ	Read the story from Thursday Activity 1.






FRIDAY ACTIVITY 2

	READ	Read all the  and  words again.
	WRITE	Write the sentences in your book. Fix the mistakes. 1. can i buy this shirt 2. you must buy a girl's shirt 3. i am mad





MONDAY ACTIVITY 1

	LOOK & SAY	buy	this	boys	shirt	girls
	SOUND OUT	ship	bash	shop	mash	
		shin	fish	shot	wish	
	READ	I want this fish. I want to buy this fish. I want to buy this fish from the shop. Do you want this fish? Do you want to buy this fish? Do you want to buy this fish from the shop?				
	WRITE	Write the  and  words in your dictionary.				





MONDAY ACTIVITY 2

	READ	Read the  and  words from Monday Activity 1.
	READ	I must not bash my shin. I must not bash my shin on the ship. It will not be good. It will not be good if I bash my shin. It will not be good if I bash my shin on the ship.
	WRITE	Draw a picture of the word: shop





TUESDAY ACTIVITY 1

	LOOK & SAY	buy	this	boys	shirt	girls
	SOUND OUT	thin	thick	thud	three	
		three	thud	thick	thin	
	READ	I can see the boys. I can see three boys. I can see three thin boys. Can you see the boys? Can you see three boys? Can you see three thin boys?				
	WRITE	Draw a picture of the word: boys				

TUESDAY ACTIVITY 2

	READ	Read the  and  words from Tuesday Activity 1.
	WRITE	<ol style="list-style-type: none"> Who can I see? I can see the _____. How many boys can I see? I can see _____ boys.

WEDNESDAY ACTIVITY 1

	LOOK & SAY	buy	this	boys	shirt	girls
	SOUND OUT	moth	with	math	bath	
		bath	math	with	moth	
	READ	I see a moth. I see a moth in the bath. I see a moth in the bath with the dog. I see the moth and the dog in the bath. The dog and the moth are together in the bath. Can you see the moth and the dog in the bath?				
	WRITE	<ol style="list-style-type: none"> What do I see? I see a _____. Where is the moth? The moth is in the _____. 				

WEDNESDAY ACTIVITY 2



READ

Read the  and  words from Wednesday Activity 1.



WRITE

Write the  words and  words in your dictionary.
Draw a picture of the word: **bath**

THURSDAY ACTIVITY 1



LOOK & SAY

buy

this

boys

shirt

girls



SOUND OUT

thin

moth

thick

with

thud

math

three

bath



READ



I like this shirt. Can I buy this shirt? This shirt is a boy's shirt. You must buy a girl's shirt. I will not buy you a boy's shirt. But I do not like that shirt! I do not want to buy that shirt. I am mad! I do not want that shirt! I do not want to buy that shirt!





THURSDAY ACTIVITY 2

	READ	Read the  and  words from Thursday Activity 1.
	WRITE	Draw a picture of your favourite part of the Big Book story.







FRIDAY ACTIVITY 1

	READ	Read all the  and  words again.
	READ	Read the story from Thursday Activity 1.






FRIDAY ACTIVITY 2

	READ	Read all the  and  words again.
	WRITE	Write the sentences in your book. Fix the mistakes. 1. can i buy this shirt 2. you must buy a girl's shirt 3. i am mad





MONDAY ACTIVITY 1

	LOOK & SAY	buy	this	boys	shirt	girls
	SOUND OUT	ship	bash	shop	mash	
		shin	fish	shot	wish	
	READ	I want this fish. I want to buy this fish. I want to buy this fish from the shop. Do you want this fish? Do you want to buy this fish? Do you want to buy this fish from the shop?				
	WRITE	Write the  and  words in your dictionary.				





MONDAY ACTIVITY 2

	READ	Read the  and  words from Monday Activity 1.
	READ	I must not bash my shin. I must not bash my shin on the ship. It will not be good. It will not be good if I bash my shin. It will not be good if I bash my shin on the ship.
	WRITE	Draw a picture of the word: shop





TUESDAY ACTIVITY 1

	LOOK & SAY	buy	this	boys	shirt	girls
	SOUND OUT	thin	thick	thud	three	
		three	thud	thick	thin	
	READ	I can see the boys. I can see three boys. I can see three thin boys. Can you see the boys? Can you see three boys? Can you see three thin boys?				
	WRITE	Draw a picture of the word: boys				

TUESDAY ACTIVITY 2

	READ	Read the  and  words from Tuesday Activity 1.
	WRITE	<ol style="list-style-type: none"> Who can I see? I can see the _____. How many boys can I see? I can see _____ boys.

WEDNESDAY ACTIVITY 1

	LOOK & SAY	buy	this	boys	shirt	girls
	SOUND OUT	moth	with	math	bath	
		bath	math	with	moth	
	READ	I see a moth. I see a moth in the bath. I see a moth in the bath with the dog. I see the moth and the dog in the bath. The dog and the moth are together in the bath. Can you see the moth and the dog in the bath?				
	WRITE	<ol style="list-style-type: none"> What do I see? I see a _____. Where is the moth? The moth is in the _____. 				

WEDNESDAY ACTIVITY 2



READ

Read the  and  words from Wednesday Activity 1.



WRITE

Write the  words and  words in your dictionary.
Draw a picture of the word: **bath**

THURSDAY ACTIVITY 1



LOOK & SAY

buy

this

boys

shirt

girls



SOUND OUT

thin

moth

thick

with

thud

math

three

bath







READ







I like this shirt. Can I buy this shirt? This shirt is a boy's shirt. You must buy a girl's shirt. I will not buy you a boy's shirt. But I do not like that shirt! I do not want to buy that shirt. I am mad! I do not want that shirt! I do not want to buy that shirt!





THURSDAY ACTIVITY 2

	READ	Read the  and  words from Thursday Activity 1.
	WRITE	Draw a picture of your favourite part of the Big Book story.







FRIDAY ACTIVITY 1

	READ	Read all the  and  words again.
	READ	Read the story from Thursday Activity 1.






FRIDAY ACTIVITY 2

	READ	Read all the  and  words again.
	WRITE	Write the sentences in your book. Fix the mistakes. 1. can i buy this shirt 2. you must buy a girl's shirt 3. i am mad





MONDAY ACTIVITY 1

	LOOK & SAY	buy	this	boys	shirt	girls
	SOUND OUT	ship	bash	shop	mash	
		shin	fish	shot	wish	
	READ	I want this fish. I want to buy this fish. I want to buy this fish from the shop. Do you want this fish? Do you want to buy this fish? Do you want to buy this fish from the shop?				
	WRITE	Write the  and  words in your dictionary.				





MONDAY ACTIVITY 2

	READ	Read the  and  words from Monday Activity 1 .
	READ	I must not bash my shin. I must not bash my shin on the ship. It will not be good. It will not be good if I bash my shin. It will not be good if I bash my shin on the ship.
	WRITE	Draw a picture of the word: shop





TUESDAY ACTIVITY 1

	LOOK & SAY	buy	this	boys	shirt	girls
	SOUND OUT	thin	thick	thud	three	
		three	thud	thick	thin	
	READ	I can see the boys. I can see three boys. I can see three thin boys. Can you see the boys? Can you see three boys? Can you see three thin boys?				
	WRITE	Draw a picture of the word: boys				

TUESDAY ACTIVITY 2

	READ	Read the  and  words from Tuesday Activity 1.
	WRITE	<ol style="list-style-type: none"> Who can I see? I can see the _____. How many boys can I see? I can see _____ boys.

WEDNESDAY ACTIVITY 1

	LOOK & SAY	buy	this	boys	shirt	girls
	SOUND OUT	moth	with	math	bath	
		bath	math	with	moth	
	READ	I see a moth. I see a moth in the bath. I see a moth in the bath with the dog. I see the moth and the dog in the bath. The dog and the moth are together in the bath. Can you see the moth and the dog in the bath?				
	WRITE	<ol style="list-style-type: none"> What do I see? I see a _____. Where is the moth? The moth is in the _____. 				

WEDNESDAY ACTIVITY 2



READ

Read the  and  words from Wednesday Activity 1.



WRITE

Write the  words and  words in your dictionary.
Draw a picture of the word: **bath**

THURSDAY ACTIVITY 1



LOOK & SAY

buy

this

boys

shirt

girls



SOUND OUT

thin

moth

thick

with

thud

math

three

bath



READ



I like this shirt. Can I buy this shirt? This shirt is a boy's shirt. You must buy a girl's shirt. I will not buy you a boy's shirt. But I do not like that shirt! I do not want to buy that shirt. I am mad! I do not want that shirt! I do not want to buy that shirt!





THURSDAY ACTIVITY 2

	READ	Read the  and  words from Thursday Activity 1.
	WRITE	Draw a picture of your favourite part of the Big Book story.







FRIDAY ACTIVITY 1

	READ	Read all the  and  words again.
	READ	Read the story from Thursday Activity 1.






FRIDAY ACTIVITY 2

	READ	Read all the  and  words again.
	WRITE	Write the sentences in your book. Fix the mistakes. 1. can i buy this shirt 2. you must buy a girl's shirt 3. i am mad





MONDAY ACTIVITY 1

	LOOK & SAY	buy	this	boys	shirt	girls
	SOUND OUT	ship	bash	shop	mash	
		shin	fish	shot	wish	
	READ	I want this fish. I want to buy this fish. I want to buy this fish from the shop. Do you want this fish? Do you want to buy this fish? Do you want to buy this fish from the shop?				
	WRITE	Write the  and  words in your dictionary.				





MONDAY ACTIVITY 2

	READ	Read the  and  words from Monday Activity 1 .
	READ	I must not bash my shin. I must not bash my shin on the ship. It will not be good. It will not be good if I bash my shin. It will not be good if I bash my shin on the ship.
	WRITE	Draw a picture of the word: shop





TUESDAY ACTIVITY 1

	LOOK & SAY	buy	this	boys	shirt	girls
	SOUND OUT	thin	thick	thud	three	
		three	thud	thick	thin	
	READ	I can see the boys. I can see three boys. I can see three thin boys. Can you see the boys? Can you see three boys? Can you see three thin boys?				
	WRITE	Draw a picture of the word: boys				

TUESDAY ACTIVITY 2

	READ	Read the  and  words from Tuesday Activity 1.				
	WRITE	<ol style="list-style-type: none"> Who can I see? I can see the _____. How many boys can I see? I can see _____ boys. 				

WEDNESDAY ACTIVITY 1

	LOOK & SAY	buy	this	boys	shirt	girls
	SOUND OUT	moth	with	math	bath	
		bath	math	with	moth	
	READ	I see a moth. I see a moth in the bath. I see a moth in the bath with the dog. I see the moth and the dog in the bath. The dog and the moth are together in the bath. Can you see the moth and the dog in the bath?				
	WRITE	<ol style="list-style-type: none"> What do I see? I see a _____. Where is the moth? The moth is in the _____. 				

WEDNESDAY ACTIVITY 2



READ

Read the  and  words from Wednesday Activity 1.



WRITE

Write the  words and  words in your dictionary.
Draw a picture of the word: **bath**

THURSDAY ACTIVITY 1



LOOK & SAY

buy

this

boys

shirt

girls



SOUND OUT

thin

moth

thick

with

thud

math

three

bath



READ



I like this shirt. Can I buy this shirt? This shirt is a boy's shirt. You must buy a girl's shirt. I will not buy you a boy's shirt. But I do not like that shirt! I do not want to buy that shirt. I am mad! I do not want that shirt! I do not want to buy that shirt!





THURSDAY ACTIVITY 2

	READ	Read the  and  words from Thursday Activity 1.
	WRITE	Draw a picture of your favourite part of the Big Book story.







FRIDAY ACTIVITY 1

	READ	Read all the  and  words again.
	READ	Read the story from Thursday Activity 1.






FRIDAY ACTIVITY 2

	READ	Read all the  and  words again.
	WRITE	Write the sentences in your book. Fix the mistakes. 1. can i buy this shirt 2. you must buy a girl's shirt 3. i am mad





MONDAY ACTIVITY 1

	LOOK & SAY	buy	this	boys	shirt	girls
	SOUND OUT	ship	bash	shop	mash	
		shin	fish	shot	wish	
	READ	I want this fish. I want to buy this fish. I want to buy this fish from the shop. Do you want this fish? Do you want to buy this fish? Do you want to buy this fish from the shop?				
	WRITE	Write the  and  words in your dictionary.				





MONDAY ACTIVITY 2

	READ	Read the  and  words from Monday Activity 1 .
	READ	I must not bash my shin. I must not bash my shin on the ship. It will not be good. It will not be good if I bash my shin. It will not be good if I bash my shin on the ship.
	WRITE	Draw a picture of the word: shop





TUESDAY ACTIVITY 1

	LOOK & SAY	buy	this	boys	shirt	girls
	SOUND OUT	thin	thick	thud	three	
		three	thud	thick	thin	
	READ	I can see the boys. I can see three boys. I can see three thin boys. Can you see the boys? Can you see three boys? Can you see three thin boys?				
	WRITE	Draw a picture of the word: boys				

TUESDAY ACTIVITY 2

	READ	Read the  and  words from Tuesday Activity 1.
	WRITE	<ol style="list-style-type: none"> Who can I see? I can see the _____. How many boys can I see? I can see _____ boys.

WEDNESDAY ACTIVITY 1

	LOOK & SAY	buy	this	boys	shirt	girls
	SOUND OUT	moth	with	math	bath	
		bath	math	with	moth	
	READ	I see a moth. I see a moth in the bath. I see a moth in the bath with the dog. I see the moth and the dog in the bath. The dog and the moth are together in the bath. Can you see the moth and the dog in the bath?				
	WRITE	<ol style="list-style-type: none"> What do I see? I see a _____. Where is the moth? The moth is in the _____. 				

WEDNESDAY ACTIVITY 2



READ

Read the  and  words from Wednesday Activity 1.



WRITE

Write the  words and  words in your dictionary.
Draw a picture of the word: **bath**

THURSDAY ACTIVITY 1



LOOK & SAY

buy

this

boys

shirt

girls



SOUND OUT

thin

moth

thick

with

thud

math

three

bath



READ



I like this shirt. Can I buy this shirt? This shirt is a boy's shirt. You must buy a girl's shirt. I will not buy you a boy's shirt. But I do not like that shirt! I do not want to buy that shirt. I am mad! I do not want that shirt! I do not want to buy that shirt!





THURSDAY ACTIVITY 2

	READ	Read the  and  words from Thursday Activity 1.
	WRITE	Draw a picture of your favourite part of the Big Book story.







FRIDAY ACTIVITY 1

	READ	Read all the  and  words again.
	READ	Read the story from Thursday Activity 1.






FRIDAY ACTIVITY 2

	READ	Read all the  and  words again.
	WRITE	Write the sentences in your book. Fix the mistakes. 1. can i buy this shirt 2. you must buy a girl's shirt 3. i am mad





MONDAY ACTIVITY 1

	LOOK & SAY	buy	this	boys	shirt	girls
	SOUND OUT	ship	bash	shop	mash	
		shin	fish	shot	wish	
	READ	I want this fish. I want to buy this fish. I want to buy this fish from the shop. Do you want this fish? Do you want to buy this fish? Do you want to buy this fish from the shop?				
	WRITE	Write the  and  words in your dictionary.				





MONDAY ACTIVITY 2

	READ	Read the  and  words from Monday Activity 1 .
	READ	I must not bash my shin. I must not bash my shin on the ship. It will not be good. It will not be good if I bash my shin. It will not be good if I bash my shin on the ship.
	WRITE	Draw a picture of the word: shop





TUESDAY ACTIVITY 1

	LOOK & SAY	buy	this	boys	shirt	girls
	SOUND OUT	thin	thick	thud	three	
		three	thud	thick	thin	
	READ	I can see the boys. I can see three boys. I can see three thin boys. Can you see the boys? Can you see three boys? Can you see three thin boys?				
	WRITE	Draw a picture of the word: boys				

TUESDAY ACTIVITY 2

	READ	Read the  and  words from Tuesday Activity 1.
	WRITE	<ol style="list-style-type: none"> Who can I see? I can see the _____. How many boys can I see? I can see _____ boys.

WEDNESDAY ACTIVITY 1

	LOOK & SAY	buy	this	boys	shirt	girls
	SOUND OUT	moth	with	math	bath	
		bath	math	with	moth	
	READ	I see a moth. I see a moth in the bath. I see a moth in the bath with the dog. I see the moth and the dog in the bath. The dog and the moth are together in the bath. Can you see the moth and the dog in the bath?				
	WRITE	<ol style="list-style-type: none"> What do I see? I see a _____. Where is the moth? The moth is in the _____. 				

WEDNESDAY ACTIVITY 2



READ

Read the  and  words from Wednesday Activity 1.



WRITE

Write the  words and  words in your dictionary.
Draw a picture of the word: **bath**

THURSDAY ACTIVITY 1



LOOK & SAY

buy

this

boys

shirt

girls



SOUND OUT

thin

moth

thick

with

thud

math

three

bath



READ



I like this shirt. Can I buy this shirt? This shirt is a boy's shirt. You must buy a girl's shirt. I will not buy you a boy's shirt. But I do not like that shirt! I do not want to buy that shirt. I am mad! I do not want that shirt! I do not want to buy that shirt!





THURSDAY ACTIVITY 2

	READ	Read the  and  words from Thursday Activity 1.
	WRITE	Draw a picture of your favourite part of the Big Book story.







FRIDAY ACTIVITY 1

	READ	Read all the  and  words again.
	READ	Read the story from Thursday Activity 1.






FRIDAY ACTIVITY 2

	READ	Read all the  and  words again.
	WRITE	Write the sentences in your book. Fix the mistakes. 1. can i buy this shirt 2. you must buy a girl's shirt 3. i am mad





MONDAY ACTIVITY 1

	LOOK & SAY	buy	this	boys	shirt	girls
	SOUND OUT	ship	bash	shop	mash	
		shin	fish	shot	wish	
	READ	I want this fish. I want to buy this fish. I want to buy this fish from the shop. Do you want this fish? Do you want to buy this fish? Do you want to buy this fish from the shop?				
	WRITE	Write the  and  words in your dictionary.				





MONDAY ACTIVITY 2

	READ	Read the  and  words from Monday Activity 1.
	READ	I must not bash my shin. I must not bash my shin on the ship. It will not be good. It will not be good if I bash my shin. It will not be good if I bash my shin on the ship.
	WRITE	Draw a picture of the word: shop





TUESDAY ACTIVITY 1

	LOOK & SAY	buy	this	boys	shirt	girls
	SOUND OUT	thin	thick	thud	three	
		three	thud	thick	thin	
	READ	I can see the boys. I can see three boys. I can see three thin boys. Can you see the boys? Can you see three boys? Can you see three thin boys?				
	WRITE	Draw a picture of the word: boys				

TUESDAY ACTIVITY 2

	READ	Read the  and  words from Tuesday Activity 1.				
	WRITE	<ol style="list-style-type: none"> Who can I see? I can see the _____. How many boys can I see? I can see _____ boys. 				

WEDNESDAY ACTIVITY 1

	LOOK & SAY	buy	this	boys	shirt	girls
	SOUND OUT	moth	with	math	bath	
		bath	math	with	moth	
	READ	I see a moth. I see a moth in the bath. I see a moth in the bath with the dog. I see the moth and the dog in the bath. The dog and the moth are together in the bath. Can you see the moth and the dog in the bath?				
	WRITE	<ol style="list-style-type: none"> What do I see? I see a _____. Where is the moth? The moth is in the _____. 				

WEDNESDAY ACTIVITY 2



READ

Read the  and  words from Wednesday Activity 1.



WRITE

Write the  words and  words in your dictionary.
Draw a picture of the word: **bath**

THURSDAY ACTIVITY 1



LOOK & SAY

buy

this

boys

shirt

girls



SOUND OUT

thin

moth

thick

with

thud

math

three

bath



READ



I like this shirt. Can I buy this shirt? This shirt is a boy's shirt. You must buy a girl's shirt. I will not buy you a boy's shirt. But I do not like that shirt! I do not want to buy that shirt. I am mad! I do not want that shirt! I do not want to buy that shirt!





THURSDAY ACTIVITY 2

	READ	Read the  and  words from Thursday Activity 1.
	WRITE	Draw a picture of your favourite part of the Big Book story.







FRIDAY ACTIVITY 1

	READ	Read all the  and  words again.
	READ	Read the story from Thursday Activity 1.






FRIDAY ACTIVITY 2

	READ	Read all the  and  words again.
	WRITE	Write the sentences in your book. Fix the mistakes. 1. can i buy this shirt 2. you must buy a girl's shirt 3. i am mad





MONDAY ACTIVITY 1

	LOOK & SAY	buy	this	boys	shirt	girls
	SOUND OUT	ship	bash	shop	mash	
		shin	fish	shot	wish	
	READ	I want this fish. I want to buy this fish. I want to buy this fish from the shop. Do you want this fish? Do you want to buy this fish? Do you want to buy this fish from the shop?				
	WRITE	Write the  and  words in your dictionary.				





MONDAY ACTIVITY 2

	READ	Read the  and  words from Monday Activity 1.
	READ	I must not bash my shin. I must not bash my shin on the ship. It will not be good. It will not be good if I bash my shin. It will not be good if I bash my shin on the ship.
	WRITE	Draw a picture of the word: shop





TUESDAY ACTIVITY 1

	LOOK & SAY	buy	this	boys	shirt	girls
	SOUND OUT	thin	thick	thud	three	
		three	thud	thick	thin	
	READ	I can see the boys. I can see three boys. I can see three thin boys. Can you see the boys? Can you see three boys? Can you see three thin boys?				
	WRITE	Draw a picture of the word: boys				

TUESDAY ACTIVITY 2

	READ	Read the  and  words from Tuesday Activity 1.
	WRITE	<ol style="list-style-type: none"> Who can I see? I can see the _____. How many boys can I see? I can see _____ boys.

WEDNESDAY ACTIVITY 1

	LOOK & SAY	buy	this	boys	shirt	girls
	SOUND OUT	moth	with	math	bath	
		bath	math	with	moth	
	READ	I see a moth. I see a moth in the bath. I see a moth in the bath with the dog. I see the moth and the dog in the bath. The dog and the moth are together in the bath. Can you see the moth and the dog in the bath?				
	WRITE	<ol style="list-style-type: none"> What do I see? I see a _____. Where is the moth? The moth is in the _____. 				

WEDNESDAY ACTIVITY 2



READ

Read the  and  words from Wednesday Activity 1.



WRITE

Write the  words and  words in your dictionary.
Draw a picture of the word: **bath**

THURSDAY ACTIVITY 1



LOOK & SAY

buy

this

boys

shirt

girls



SOUND OUT

thin

moth

thick

with

thud

math

three

bath



READ



I like this shirt. Can I buy this shirt? This shirt is a boy's shirt. You must buy a girl's shirt. I will not buy you a boy's shirt. But I do not like that shirt! I do not want to buy that shirt. I am mad! I do not want that shirt! I do not want to buy that shirt!





THURSDAY ACTIVITY 2

	READ	Read the  and  words from Thursday Activity 1.
	WRITE	Draw a picture of your favourite part of the Big Book story.







FRIDAY ACTIVITY 1

	READ	Read all the  and  words again.
	READ	Read the story from Thursday Activity 1.






FRIDAY ACTIVITY 2

	READ	Read all the  and  words again.
	WRITE	Write the sentences in your book. Fix the mistakes. 1. can i buy this shirt 2. you must buy a girl's shirt 3. i am mad





MONDAY ACTIVITY 1

	LOOK & SAY	buy	this	boys	shirt	girls
	SOUND OUT	ship	bash	shop	mash	
		shin	fish	shot	wish	
	READ	I want this fish. I want to buy this fish. I want to buy this fish from the shop. Do you want this fish? Do you want to buy this fish? Do you want to buy this fish from the shop?				
	WRITE	Write the  and  words in your dictionary.				





MONDAY ACTIVITY 2

	READ	Read the  and  words from Monday Activity 1.
	READ	I must not bash my shin. I must not bash my shin on the ship. It will not be good. It will not be good if I bash my shin. It will not be good if I bash my shin on the ship.
	WRITE	Draw a picture of the word: shop





TUESDAY ACTIVITY 1

	LOOK & SAY	buy	this	boys	shirt	girls
	SOUND OUT	thin	thick	thud	three	
		three	thud	thick	thin	
	READ	I can see the boys. I can see three boys. I can see three thin boys. Can you see the boys? Can you see three boys? Can you see three thin boys?				
	WRITE	Draw a picture of the word: boys				

TUESDAY ACTIVITY 2

	READ	Read the  and  words from Tuesday Activity 1.
	WRITE	<ol style="list-style-type: none"> Who can I see? I can see the _____. How many boys can I see? I can see _____ boys.

WEDNESDAY ACTIVITY 1

	LOOK & SAY	buy	this	boys	shirt	girls
	SOUND OUT	moth	with	math	bath	
		bath	math	with	moth	
	READ	I see a moth. I see a moth in the bath. I see a moth in the bath with the dog. I see the moth and the dog in the bath. The dog and the moth are together in the bath. Can you see the moth and the dog in the bath?				
	WRITE	<ol style="list-style-type: none"> What do I see? I see a _____. Where is the moth? The moth is in the _____. 				

WEDNESDAY ACTIVITY 2



READ

Read the  and  words from Wednesday Activity 1.



WRITE

Write the  words and  words in your dictionary.
Draw a picture of the word: **bath**

THURSDAY ACTIVITY 1



LOOK & SAY

buy

this

boys

shirt

girls



SOUND OUT

thin

moth

thick

with

thud

math

three

bath







READ







I like this shirt. Can I buy this shirt? This shirt is a boy's shirt. You must buy a girl's shirt. I will not buy you a boy's shirt. But I do not like that shirt! I do not want to buy that shirt. I am mad! I do not want that shirt! I do not want to buy that shirt!





THURSDAY ACTIVITY 2

	READ	Read the  and  words from Thursday Activity 1.
	WRITE	Draw a picture of your favourite part of the Big Book story.







FRIDAY ACTIVITY 1

	READ	Read all the  and  words again.
	READ	Read the story from Thursday Activity 1.






FRIDAY ACTIVITY 2

	READ	Read all the  and  words again.
	WRITE	Write the sentences in your book. Fix the mistakes. 1. can i buy this shirt 2. you must buy a girl's shirt 3. i am mad





MONDAY ACTIVITY 1

	LOOK & SAY	buy	this	boys	shirt	girls
	SOUND OUT	ship	bash	shop	mash	
		shin	fish	shot	wish	
	READ	I want this fish. I want to buy this fish. I want to buy this fish from the shop. Do you want this fish? Do you want to buy this fish? Do you want to buy this fish from the shop?				
	WRITE	Write the  and  words in your dictionary.				





MONDAY ACTIVITY 2

	READ	Read the  and  words from Monday Activity 1.
	READ	I must not bash my shin. I must not bash my shin on the ship. It will not be good. It will not be good if I bash my shin. It will not be good if I bash my shin on the ship.
	WRITE	Draw a picture of the word: shop





TUESDAY ACTIVITY 1

	LOOK & SAY	buy	this	boys	shirt	girls
	SOUND OUT	thin	thick	thud	three	
		three	thud	thick	thin	
	READ	I can see the boys. I can see three boys. I can see three thin boys. Can you see the boys? Can you see three boys? Can you see three thin boys?				
	WRITE	Draw a picture of the word: boys				

TUESDAY ACTIVITY 2

	READ	Read the  and  words from Tuesday Activity 1.				
	WRITE	<ol style="list-style-type: none"> Who can I see? I can see the _____. How many boys can I see? I can see _____ boys. 				

WEDNESDAY ACTIVITY 1

	LOOK & SAY	buy	this	boys	shirt	girls
	SOUND OUT	moth	with	math	bath	
		bath	math	with	moth	
	READ	I see a moth. I see a moth in the bath. I see a moth in the bath with the dog. I see the moth and the dog in the bath. The dog and the moth are together in the bath. Can you see the moth and the dog in the bath?				
	WRITE	<ol style="list-style-type: none"> What do I see? I see a _____. Where is the moth? The moth is in the _____. 				

WEDNESDAY ACTIVITY 2



READ

Read the  and  words from Wednesday Activity 1.



WRITE

Write the  words and  words in your dictionary.
Draw a picture of the word: **bath**

THURSDAY ACTIVITY 1



LOOK & SAY

buy

this

boys

shirt

girls



SOUND OUT

thin

moth

thick

with

thud

math

three

bath



READ



I like this shirt. Can I buy this shirt? This shirt is a boy's shirt. You must buy a girl's shirt. I will not buy you a boy's shirt. But I do not like that shirt! I do not want to buy that shirt. I am mad! I do not want that shirt! I do not want to buy that shirt!





THURSDAY ACTIVITY 2

	READ	Read the  and  words from Thursday Activity 1.
	WRITE	Draw a picture of your favourite part of the Big Book story.







FRIDAY ACTIVITY 1

	READ	Read all the  and  words again.
	READ	Read the story from Thursday Activity 1.






FRIDAY ACTIVITY 2

	READ	Read all the  and  words again.
	WRITE	Write the sentences in your book. Fix the mistakes. 1. can i buy this shirt 2. you must buy a girl's shirt 3. i am mad





MONDAY ACTIVITY 1

	LOOK & SAY	buy	this	boys	shirt	girls
	SOUND OUT	ship	bash	shop	mash	
		shin	fish	shot	wish	
	READ	I want this fish. I want to buy this fish. I want to buy this fish from the shop. Do you want this fish? Do you want to buy this fish? Do you want to buy this fish from the shop?				
	WRITE	Write the  and  words in your dictionary.				





MONDAY ACTIVITY 2

	READ	Read the  and  words from Monday Activity 1.
	READ	I must not bash my shin. I must not bash my shin on the ship. It will not be good. It will not be good if I bash my shin. It will not be good if I bash my shin on the ship.
	WRITE	Draw a picture of the word: shop





TUESDAY ACTIVITY 1

	LOOK & SAY	buy	this	boys	shirt	girls
	SOUND OUT	thin	thick	thud	three	
		three	thud	thick	thin	
	READ	I can see the boys. I can see three boys. I can see three thin boys. Can you see the boys? Can you see three boys? Can you see three thin boys?				
	WRITE	Draw a picture of the word: boys				

TUESDAY ACTIVITY 2

	READ	Read the  and  words from Tuesday Activity 1.				
	WRITE	<ol style="list-style-type: none"> Who can I see? I can see the _____. How many boys can I see? I can see _____ boys. 				

WEDNESDAY ACTIVITY 1

	LOOK & SAY	buy	this	boys	shirt	girls
	SOUND OUT	moth	with	math	bath	
		bath	math	with	moth	
	READ	I see a moth. I see a moth in the bath. I see a moth in the bath with the dog. I see the moth and the dog in the bath. The dog and the moth are together in the bath. Can you see the moth and the dog in the bath?				
	WRITE	<ol style="list-style-type: none"> What do I see? I see a _____. Where is the moth? The moth is in the _____. 				

WEDNESDAY ACTIVITY 2



READ

Read the  and  words from Wednesday Activity 1.



WRITE

Write the  words and  words in your dictionary.
Draw a picture of the word: **bath**

THURSDAY ACTIVITY 1



LOOK & SAY

buy

this

boys

shirt

girls



SOUND OUT

thin

moth

thick

with

thud

math

three

bath



READ



I like this shirt. Can I buy this shirt? This shirt is a boy's shirt. You must buy a girl's shirt. I will not buy you a boy's shirt. But I do not like that shirt! I do not want to buy that shirt. I am mad! I do not want that shirt! I do not want to buy that shirt!





THURSDAY ACTIVITY 2

	READ	Read the  and  words from Thursday Activity 1.
	WRITE	Draw a picture of your favourite part of the Big Book story.







FRIDAY ACTIVITY 1

	READ	Read all the  and  words again.
	READ	Read the story from Thursday Activity 1.






FRIDAY ACTIVITY 2

	READ	Read all the  and  words again.
	WRITE	Write the sentences in your book. Fix the mistakes. 1. can i buy this shirt 2. you must buy a girl's shirt 3. i am mad





MONDAY ACTIVITY 1

	LOOK & SAY	buy	this	boys	shirt	girls
	SOUND OUT	ship	bash	shop	mash	
		shin	fish	shot	wish	
	READ	I want this fish. I want to buy this fish. I want to buy this fish from the shop. Do you want this fish? Do you want to buy this fish? Do you want to buy this fish from the shop?				
	WRITE	Write the  and  words in your dictionary.				





MONDAY ACTIVITY 2

	READ	Read the  and  words from Monday Activity 1.
	READ	I must not bash my shin. I must not bash my shin on the ship. It will not be good. It will not be good if I bash my shin. It will not be good if I bash my shin on the ship.
	WRITE	Draw a picture of the word: shop





TUESDAY ACTIVITY 1

	LOOK & SAY	buy	this	boys	shirt	girls
	SOUND OUT	thin	thick	thud	three	
		three	thud	thick	thin	
	READ	I can see the boys. I can see three boys. I can see three thin boys. Can you see the boys? Can you see three boys? Can you see three thin boys?				
	WRITE	Draw a picture of the word: boys				

TUESDAY ACTIVITY 2

	READ	Read the  and  words from Tuesday Activity 1.				
	WRITE	<ol style="list-style-type: none"> Who can I see? I can see the _____. How many boys can I see? I can see _____ boys. 				

WEDNESDAY ACTIVITY 1

	LOOK & SAY	buy	this	boys	shirt	girls
	SOUND OUT	moth	with	math	bath	
		bath	math	with	moth	
	READ	I see a moth. I see a moth in the bath. I see a moth in the bath with the dog. I see the moth and the dog in the bath. The dog and the moth are together in the bath. Can you see the moth and the dog in the bath?				
	WRITE	<ol style="list-style-type: none"> What do I see? I see a _____. Where is the moth? The moth is in the _____. 				

WEDNESDAY ACTIVITY 2



READ

Read the  and  words from Wednesday Activity 1.



WRITE

Write the  words and  words in your dictionary.
Draw a picture of the word: **bath**

THURSDAY ACTIVITY 1



LOOK & SAY

buy

this

boys

shirt

girls



SOUND OUT

thin

moth

thick

with

thud

math

three

bath







READ







I like this shirt. Can I buy this shirt? This shirt is a boy's shirt. You must buy a girl's shirt. I will not buy you a boy's shirt. But I do not like that shirt! I do not want to buy that shirt. I am mad! I do not want that shirt! I do not want to buy that shirt!





THURSDAY ACTIVITY 2

	READ	Read the  and  words from Thursday Activity 1.
	WRITE	Draw a picture of your favourite part of the Big Book story.







FRIDAY ACTIVITY 1

	READ	Read all the  and  words again.
	READ	Read the story from Thursday Activity 1.






FRIDAY ACTIVITY 2

	READ	Read all the  and  words again.
	WRITE	Write the sentences in your book. Fix the mistakes. 1. can i buy this shirt 2. you must buy a girl's shirt 3. i am mad





MONDAY ACTIVITY 1

	LOOK & SAY	buy	this	boys	shirt	girls
	SOUND OUT	ship	bash	shop	mash	
		shin	fish	shot	wish	
	READ	I want this fish. I want to buy this fish. I want to buy this fish from the shop. Do you want this fish? Do you want to buy this fish? Do you want to buy this fish from the shop?				
	WRITE	Write the  and  words in your dictionary.				





MONDAY ACTIVITY 2

	READ	Read the  and  words from Monday Activity 1.
	READ	I must not bash my shin. I must not bash my shin on the ship. It will not be good. It will not be good if I bash my shin. It will not be good if I bash my shin on the ship.
	WRITE	Draw a picture of the word: shop





TUESDAY ACTIVITY 1

	LOOK & SAY	buy	this	boys	shirt	girls
	SOUND OUT	thin	thick	thud	three	
		three	thud	thick	thin	
	READ	I can see the boys. I can see three boys. I can see three thin boys. Can you see the boys? Can you see three boys? Can you see three thin boys?				
	WRITE	Draw a picture of the word: boys				

TUESDAY ACTIVITY 2

	READ	Read the  and  words from Tuesday Activity 1.
	WRITE	<ol style="list-style-type: none"> Who can I see? I can see the _____. How many boys can I see? I can see _____ boys.

WEDNESDAY ACTIVITY 1

	LOOK & SAY	buy	this	boys	shirt	girls
	SOUND OUT	moth	with	math	bath	
		bath	math	with	moth	
	READ	I see a moth. I see a moth in the bath. I see a moth in the bath with the dog. I see the moth and the dog in the bath. The dog and the moth are together in the bath. Can you see the moth and the dog in the bath?				
	WRITE	<ol style="list-style-type: none"> What do I see? I see a _____. Where is the moth? The moth is in the _____. 				

WEDNESDAY ACTIVITY 2



READ

Read the  and  words from Wednesday Activity 1.



WRITE

Write the  words and  words in your dictionary.
Draw a picture of the word: **bath**

THURSDAY ACTIVITY 1



LOOK & SAY

buy

this

boys

shirt

girls



SOUND OUT

thin

moth

thick

with

thud

math

three

bath



READ



I like this shirt. Can I buy this shirt? This shirt is a boy's shirt. You must buy a girl's shirt. I will not buy you a boy's shirt. But I do not like that shirt! I do not want to buy that shirt. I am mad! I do not want that shirt! I do not want to buy that shirt!





THURSDAY ACTIVITY 2

	READ	Read the  and  words from Thursday Activity 1.
	WRITE	Draw a picture of your favourite part of the Big Book story.







FRIDAY ACTIVITY 1

	READ	Read all the  and  words again.
	READ	Read the story from Thursday Activity 1.






FRIDAY ACTIVITY 2

	READ	Read all the  and  words again.
	WRITE	Write the sentences in your book. Fix the mistakes. 1. can i buy this shirt 2. you must buy a girl's shirt 3. i am mad





MONDAY ACTIVITY 1

	LOOK & SAY	buy	this	boys	shirt	girls
	SOUND OUT	ship	bash	shop	mash	
		shin	fish	shot	wish	
	READ	I want this fish. I want to buy this fish. I want to buy this fish from the shop. Do you want this fish? Do you want to buy this fish? Do you want to buy this fish from the shop?				
	WRITE	Write the  and  words in your dictionary.				





MONDAY ACTIVITY 2

	READ	Read the  and  words from Monday Activity 1.
	READ	I must not bash my shin. I must not bash my shin on the ship. It will not be good. It will not be good if I bash my shin. It will not be good if I bash my shin on the ship.
	WRITE	Draw a picture of the word: shop





TUESDAY ACTIVITY 1

	LOOK & SAY	buy	this	boys	shirt	girls
	SOUND OUT	thin	thick	thud	three	
		three	thud	thick	thin	
	READ	I can see the boys. I can see three boys. I can see three thin boys. Can you see the boys? Can you see three boys? Can you see three thin boys?				
	WRITE	Draw a picture of the word: boys				

TUESDAY ACTIVITY 2

	READ	Read the  and  words from Tuesday Activity 1.
	WRITE	<ol style="list-style-type: none"> Who can I see? I can see the _____. How many boys can I see? I can see _____ boys.

WEDNESDAY ACTIVITY 1

	LOOK & SAY	buy	this	boys	shirt	girls
	SOUND OUT	moth	with	math	bath	
		bath	math	with	moth	
	READ	I see a moth. I see a moth in the bath. I see a moth in the bath with the dog. I see the moth and the dog in the bath. The dog and the moth are together in the bath. Can you see the moth and the dog in the bath?				
	WRITE	<ol style="list-style-type: none"> What do I see? I see a _____. Where is the moth? The moth is in the _____. 				

WEDNESDAY ACTIVITY 2



READ

Read the  and  words from Wednesday Activity 1.



WRITE

Write the  words and  words in your dictionary.
Draw a picture of the word: **bath**

THURSDAY ACTIVITY 1



LOOK & SAY

buy

this

boys

shirt

girls



SOUND OUT

thin

moth

thick

with

thud

math

three

bath







READ







I like this shirt. Can I buy this shirt? This shirt is a boy's shirt. You must buy a girl's shirt. I will not buy you a boy's shirt. But I do not like that shirt! I do not want to buy that shirt. I am mad! I do not want that shirt! I do not want to buy that shirt!





THURSDAY ACTIVITY 2

	READ	Read the  and  words from Thursday Activity 1.
	WRITE	Draw a picture of your favourite part of the Big Book story.







FRIDAY ACTIVITY 1

	READ	Read all the  and  words again.
	READ	Read the story from Thursday Activity 1.






FRIDAY ACTIVITY 2

	READ	Read all the  and  words again.
	WRITE	Write the sentences in your book. Fix the mistakes. 1. can i buy this shirt 2. you must buy a girl's shirt 3. i am mad





MONDAY ACTIVITY 1

	LOOK & SAY	buy	this	boys	shirt	girls
	SOUND OUT	ship	bash	shop	mash	
		shin	fish	shot	wish	
	READ	I want this fish. I want to buy this fish. I want to buy this fish from the shop. Do you want this fish? Do you want to buy this fish? Do you want to buy this fish from the shop?				
	WRITE	Write the  and  words in your dictionary.				





MONDAY ACTIVITY 2

	READ	Read the  and  words from Monday Activity 1.
	READ	I must not bash my shin. I must not bash my shin on the ship. It will not be good. It will not be good if I bash my shin. It will not be good if I bash my shin on the ship.
	WRITE	Draw a picture of the word: shop





TUESDAY ACTIVITY 1

	LOOK & SAY	buy	this	boys	shirt	girls
	SOUND OUT	thin	thick	thud	three	
		three	thud	thick	thin	
	READ	I can see the boys. I can see three boys. I can see three thin boys. Can you see the boys? Can you see three boys? Can you see three thin boys?				
	WRITE	Draw a picture of the word: boys				

TUESDAY ACTIVITY 2

	READ	Read the  and  words from Tuesday Activity 1.				
	WRITE	<ol style="list-style-type: none"> Who can I see? I can see the _____. How many boys can I see? I can see _____ boys. 				

WEDNESDAY ACTIVITY 1

	LOOK & SAY	buy	this	boys	shirt	girls
	SOUND OUT	moth	with	math	bath	
		bath	math	with	moth	
	READ	I see a moth. I see a moth in the bath. I see a moth in the bath with the dog. I see the moth and the dog in the bath. The dog and the moth are together in the bath. Can you see the moth and the dog in the bath?				
	WRITE	<ol style="list-style-type: none"> What do I see? I see a _____. Where is the moth? The moth is in the _____. 				

WEDNESDAY ACTIVITY 2



READ

Read the  and  words from Wednesday Activity 1.



WRITE

Write the  words and  words in your dictionary.
Draw a picture of the word: **bath**

THURSDAY ACTIVITY 1



LOOK & SAY

buy

this

boys

shirt

girls



SOUND OUT

thin

moth

thick

with

thud

math

three

bath



READ



I like this shirt. Can I buy this shirt? This shirt is a boy's shirt. You must buy a girl's shirt. I will not buy you a boy's shirt. But I do not like that shirt! I do not want to buy that shirt. I am mad! I do not want that shirt! I do not want to buy that shirt!





THURSDAY ACTIVITY 2

	READ	Read the  and  words from Thursday Activity 1.
	WRITE	Draw a picture of your favourite part of the Big Book story.







FRIDAY ACTIVITY 1

	READ	Read all the  and  words again.
	READ	Read the story from Thursday Activity 1.






FRIDAY ACTIVITY 2

	READ	Read all the  and  words again.
	WRITE	Write the sentences in your book. Fix the mistakes. 1. can i buy this shirt 2. you must buy a girl's shirt 3. i am mad





MONDAY ACTIVITY 1

	LOOK & SAY	buy	this	boys	shirt	girls
	SOUND OUT	ship	bash	shop	mash	
		shin	fish	shot	wish	
	READ	I want this fish. I want to buy this fish. I want to buy this fish from the shop. Do you want this fish? Do you want to buy this fish? Do you want to buy this fish from the shop?				
	WRITE	Write the  and  words in your dictionary.				





MONDAY ACTIVITY 2

	READ	Read the  and  words from Monday Activity 1 .
	READ	I must not bash my shin. I must not bash my shin on the ship. It will not be good. It will not be good if I bash my shin. It will not be good if I bash my shin on the ship.
	WRITE	Draw a picture of the word: shop





TUESDAY ACTIVITY 1

	LOOK & SAY	buy	this	boys	shirt	girls
	SOUND OUT	thin	thick	thud	three	
		three	thud	thick	thin	
	READ	I can see the boys. I can see three boys. I can see three thin boys. Can you see the boys? Can you see three boys? Can you see three thin boys?				
	WRITE	Draw a picture of the word: boys				

TUESDAY ACTIVITY 2

	READ	Read the  and  words from Tuesday Activity 1.
	WRITE	<ol style="list-style-type: none"> Who can I see? I can see the _____. How many boys can I see? I can see _____ boys.

WEDNESDAY ACTIVITY 1

	LOOK & SAY	buy	this	boys	shirt	girls
	SOUND OUT	moth	with	math	bath	
		bath	math	with	moth	
	READ	I see a moth. I see a moth in the bath. I see a moth in the bath with the dog. I see the moth and the dog in the bath. The dog and the moth are together in the bath. Can you see the moth and the dog in the bath?				
	WRITE	<ol style="list-style-type: none"> What do I see? I see a _____. Where is the moth? The moth is in the _____. 				

WEDNESDAY ACTIVITY 2



READ

Read the  and  words from Wednesday Activity 1.



WRITE

Write the  words and  words in your dictionary.
Draw a picture of the word: **bath**

THURSDAY ACTIVITY 1



LOOK & SAY

buy

this

boys

shirt

girls



SOUND OUT

thin

moth

thick

with

thud

math

three

bath



READ



I like this shirt. Can I buy this shirt? This shirt is a boy's shirt. You must buy a girl's shirt. I will not buy you a boy's shirt. But I do not like that shirt! I do not want to buy that shirt. I am mad! I do not want that shirt! I do not want to buy that shirt!





THURSDAY ACTIVITY 2

	READ	Read the  and  words from Thursday Activity 1.
	WRITE	Draw a picture of your favourite part of the Big Book story.







FRIDAY ACTIVITY 1

	READ	Read all the  and  words again.
	READ	Read the story from Thursday Activity 1.






FRIDAY ACTIVITY 2

	READ	Read all the  and  words again.
	WRITE	Write the sentences in your book. Fix the mistakes. 1. can i buy this shirt 2. you must buy a girl's shirt 3. i am mad





MONDAY ACTIVITY 1

	LOOK & SAY	buy	this	boys	shirt	girls
	SOUND OUT	ship	bash	shop	mash	
		shin	fish	shot	wish	
	READ	I want this fish. I want to buy this fish. I want to buy this fish from the shop. Do you want this fish? Do you want to buy this fish? Do you want to buy this fish from the shop?				
	WRITE	Write the  and  words in your dictionary.				





MONDAY ACTIVITY 2

	READ	Read the  and  words from Monday Activity 1 .
	READ	I must not bash my shin. I must not bash my shin on the ship. It will not be good. It will not be good if I bash my shin. It will not be good if I bash my shin on the ship.
	WRITE	Draw a picture of the word: shop





TUESDAY ACTIVITY 1

	LOOK & SAY	buy	this	boys	shirt	girls
	SOUND OUT	thin	thick	thud	three	
		three	thud	thick	thin	
	READ	I can see the boys. I can see three boys. I can see three thin boys. Can you see the boys? Can you see three boys? Can you see three thin boys?				
	WRITE	Draw a picture of the word: boys				

TUESDAY ACTIVITY 2

	READ	Read the  and  words from Tuesday Activity 1.				
	WRITE	<ol style="list-style-type: none"> Who can I see? I can see the _____. How many boys can I see? I can see _____ boys. 				

WEDNESDAY ACTIVITY 1

	LOOK & SAY	buy	this	boys	shirt	girls
	SOUND OUT	moth	with	math	bath	
		bath	math	with	moth	
	READ	I see a moth. I see a moth in the bath. I see a moth in the bath with the dog. I see the moth and the dog in the bath. The dog and the moth are together in the bath. Can you see the moth and the dog in the bath?				
	WRITE	<ol style="list-style-type: none"> What do I see? I see a _____. Where is the moth? The moth is in the _____. 				

WEDNESDAY ACTIVITY 2



READ

Read the  and  words from Wednesday Activity 1.



WRITE

Write the  words and  words in your dictionary.
Draw a picture of the word: **bath**

THURSDAY ACTIVITY 1



LOOK & SAY

buy

this

boys

shirt

girls



SOUND OUT

thin

moth

thick

with

thud

math

three

bath



READ



I like this shirt. Can I buy this shirt? This shirt is a boy's shirt. You must buy a girl's shirt. I will not buy you a boy's shirt. But I do not like that shirt! I do not want to buy that shirt. I am mad! I do not want that shirt! I do not want to buy that shirt!





THURSDAY ACTIVITY 2

	READ	Read the  and  words from Thursday Activity 1.
	WRITE	Draw a picture of your favourite part of the Big Book story.







FRIDAY ACTIVITY 1

	READ	Read all the  and  words again.
	READ	Read the story from Thursday Activity 1.





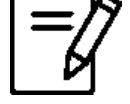
FRIDAY ACTIVITY 2

	READ	Read all the  and  words again.
	WRITE	Write the sentences in your book. Fix the mistakes. 1. can i buy this shirt 2. you must buy a girl's shirt 3. i am mad





MONDAY ACTIVITY 1

	LOOK & SAY	old	new	know	pants	smile
	SOUND OUT	thin	moth	thick	with	
		thud	maths	three	bath	
	READ	I see the moths. I see three moths. I see three moths in the bath. I smile. I smile when I see the moths. I smile when I see three moths. I smile when I see three moths in the bath.				
	WRITE	Write the  and  words in your dictionary.				





MONDAY ACTIVITY 2

	READ	Read the  and  words from Monday Activity 1.
	READ	I like to do maths. I like to do maths with my mom. I smile when I do maths. I smile when I do maths with my mom. Do you like to do maths? Do you smile when you do maths?
	WRITE	Draw a picture of the word: maths





TUESDAY ACTIVITY 1

	LOOK & SAY	old	new	know	pants	smile
	SOUND OUT	chin	chop	chip	chain	
		chain	chip	chop	chin	
	READ	I have a chain. I have a chain on my pants. The chain is new. It is not old. I have a new chain on my pants. I like my chain. I like my new chain. Do you like my chain? Do you like my new chain?				
	WRITE	Draw a picture of the word: smile				

TUESDAY ACTIVITY 2

	READ	Read the  and  words from Tuesday Activity 1.				
	WRITE	<ol style="list-style-type: none"> What do I have? I have a _____. Is the chain new or old? The chain is _____. 				

WEDNESDAY ACTIVITY 1

	LOOK & SAY	old	new	know	pants	smile
	SOUND OUT	rich	such	much	such	
		much	rich			
	READ	The man is not rich. The old man is not rich. I know the old man is not rich. I can see. I can see that the old man is not rich. The old man's pants are not new. The man's pants are very old.				
	WRITE	<ol style="list-style-type: none"> Is the man rich? Yes/No, the man is/is not rich. Are the man's pants new or old? The man's pants are _____. 				

WEDNESDAY ACTIVITY 2



READ

Read the  and  words from Wednesday Activity 1.



WRITE

Write the  words and  words in your dictionary.
Draw a picture of the word: **pants**

THURSDAY ACTIVITY 1



LOOK & SAY

old

new

know

pants

smile



SOUND OUT

chin

rich

chop

such

chip

much

chain



READ



I do not want new pants! I like my old pants. I know that I will not like new pants. I will not smile. I will not smile if you buy new pants! I will smile if I can keep my old pants.





THURSDAY ACTIVITY 2

	READ	Read the  and  words from Thursday Activity 1.
	WRITE	Draw a picture of your favourite part of the Big Book story.







FRIDAY ACTIVITY 1

	READ	Read all the  and  words again.
	READ	Read the story from Thursday Activity 1.





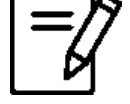
FRIDAY ACTIVITY 2

	READ	Read all the  and  words again.
	WRITE	Write the sentences in your book. Fix the mistakes. 1. i do not want new pants 2. i like my old pants 3. i will not smile





MONDAY ACTIVITY 1

	LOOK & SAY	old	new	know	pants	smile
	SOUND OUT	thin	moth	thick	with	
		thud	maths	three	bath	
	READ	I see the moths. I see three moths. I see three moths in the bath. I smile. I smile when I see the moths. I smile when I see three moths. I smile when I see three moths in the bath.				
	WRITE	Write the  and  words in your dictionary.				





MONDAY ACTIVITY 2

	READ	Read the  and  words from Monday Activity 1.
	READ	I like to do maths. I like to do maths with my mom. I smile when I do maths. I smile when I do maths with my mom. Do you like to do maths? Do you smile when you do maths?
	WRITE	Draw a picture of the word: maths





TUESDAY ACTIVITY 1

	LOOK & SAY	old	new	know	pants	smile
	SOUND OUT	chin	chop	chip	chain	
		chain	chip	chop	chin	
	READ	I have a chain. I have a chain on my pants. The chain is new. It is not old. I have a new chain on my pants. I like my chain. I like my new chain. Do you like my chain? Do you like my new chain?				
	WRITE	Draw a picture of the word: smile				

TUESDAY ACTIVITY 2

	READ	Read the  and  words from Tuesday Activity 1.				
	WRITE	<ol style="list-style-type: none"> What do I have? I have a _____. Is the chain new or old? The chain is _____. 				

WEDNESDAY ACTIVITY 1

	LOOK & SAY	old	new	know	pants	smile
	SOUND OUT	rich	such	much	such	
		much	rich			
	READ	The man is not rich. The old man is not rich. I know the old man is not rich. I can see. I can see that the old man is not rich. The old man's pants are not new. The man's pants are very old.				
	WRITE	<ol style="list-style-type: none"> Is the man rich? Yes/No, the man is/is not rich. Are the man's pants new or old? The man's pants are _____. 				

WEDNESDAY ACTIVITY 2



READ

Read the  and  words from Wednesday Activity 1.



WRITE

Write the  words and  words in your dictionary.
Draw a picture of the word: **pants**

THURSDAY ACTIVITY 1



LOOK & SAY

old

new

know

pants

smile



SOUND OUT

chin

rich

chop

such

chip

much

chain



READ



I do not want new pants! I like my old pants. I know that I will not like new pants. I will not smile. I will not smile if you buy new pants! I will smile if I can keep my old pants.





THURSDAY ACTIVITY 2

	READ	Read the  and  words from Thursday Activity 1.
	WRITE	Draw a picture of your favourite part of the Big Book story.







FRIDAY ACTIVITY 1

	READ	Read all the  and  words again.
	READ	Read the story from Thursday Activity 1.






FRIDAY ACTIVITY 2

	READ	Read all the  and  words again.
	WRITE	Write the sentences in your book. Fix the mistakes. 1. i do not want new pants 2. i like my old pants 3. i will not smile





MONDAY ACTIVITY 1

	LOOK & SAY	old	new	know	pants	smile
	SOUND OUT	thin	moth	thick	with	
		thud	maths	three	bath	
	READ	I see the moths. I see three moths. I see three moths in the bath. I smile. I smile when I see the moths. I smile when I see three moths. I smile when I see three moths in the bath.				
	WRITE	Write the  and  words in your dictionary.				





MONDAY ACTIVITY 2

	READ	Read the  and  words from Monday Activity 1.
	READ	I like to do maths. I like to do maths with my mom. I smile when I do maths. I smile when I do maths with my mom. Do you like to do maths? Do you smile when you do maths?
	WRITE	Draw a picture of the word: maths





TUESDAY ACTIVITY 1

	LOOK & SAY	old	new	know	pants	smile
	SOUND OUT	chin	chop	chip	chain	
		chain	chip	chop	chin	
	READ	I have a chain. I have a chain on my pants. The chain is new. It is not old. I have a new chain on my pants. I like my chain. I like my new chain. Do you like my chain? Do you like my new chain?				
	WRITE	Draw a picture of the word: smile				

TUESDAY ACTIVITY 2

	READ	Read the  and  words from Tuesday Activity 1.				
	WRITE	<ol style="list-style-type: none"> What do I have? I have a _____. Is the chain new or old? The chain is _____. 				

WEDNESDAY ACTIVITY 1

	LOOK & SAY	old	new	know	pants	smile
	SOUND OUT	rich	such	much	such	
		much	rich			
	READ	The man is not rich. The old man is not rich. I know the old man is not rich. I can see. I can see that the old man is not rich. The old man's pants are not new. The man's pants are very old.				
	WRITE	<ol style="list-style-type: none"> Is the man rich? Yes/No, the man is/is not rich. Are the man's pants new or old? The man's pants are _____. 				

WEDNESDAY ACTIVITY 2



READ

Read the  and  words from Wednesday Activity 1.



WRITE

Write the  words and  words in your dictionary.
Draw a picture of the word: **pants**

THURSDAY ACTIVITY 1



LOOK & SAY

old

new

know

pants

smile



SOUND OUT

chin

rich

chop

such

chip

much

chain



READ



I do not want new pants! I like my old pants. I know that I will not like new pants. I will not smile. I will not smile if you buy new pants! I will smile if I can keep my old pants.





THURSDAY ACTIVITY 2

	READ	Read the  and  words from Thursday Activity 1.
	WRITE	Draw a picture of your favourite part of the Big Book story.







FRIDAY ACTIVITY 1

	READ	Read all the  and  words again.
	READ	Read the story from Thursday Activity 1.






FRIDAY ACTIVITY 2

	READ	Read all the  and  words again.
	WRITE	Write the sentences in your book. Fix the mistakes. 1. i do not want new pants 2. i like my old pants 3. i will not smile





MONDAY ACTIVITY 1

	LOOK & SAY	old	new	know	pants	smile
	SOUND OUT	thin	moth	thick	with	
		thud	maths	three	bath	
	READ	I see the moths. I see three moths. I see three moths in the bath. I smile. I smile when I see the moths. I smile when I see three moths. I smile when I see three moths in the bath.				
	WRITE	Write the  and  words in your dictionary.				





MONDAY ACTIVITY 2

	READ	Read the  and  words from Monday Activity 1.
	READ	I like to do maths. I like to do maths with my mom. I smile when I do maths. I smile when I do maths with my mom. Do you like to do maths? Do you smile when you do maths?
	WRITE	Draw a picture of the word: maths





TUESDAY ACTIVITY 1

	LOOK & SAY	old	new	know	pants	smile
	SOUND OUT	chin	chop	chip	chain	
		chain	chip	chop	chin	
	READ	I have a chain. I have a chain on my pants. The chain is new. It is not old. I have a new chain on my pants. I like my chain. I like my new chain. Do you like my chain? Do you like my new chain?				
	WRITE	Draw a picture of the word: smile				

TUESDAY ACTIVITY 2

	READ	Read the  and  words from Tuesday Activity 1.				
	WRITE	<ol style="list-style-type: none"> What do I have? I have a _____. Is the chain new or old? The chain is _____. 				

WEDNESDAY ACTIVITY 1

	LOOK & SAY	old	new	know	pants	smile
	SOUND OUT	rich	such	much	such	
		much	rich			
	READ	The man is not rich. The old man is not rich. I know the old man is not rich. I can see. I can see that the old man is not rich. The old man's pants are not new. The man's pants are very old.				
	WRITE	<ol style="list-style-type: none"> Is the man rich? Yes/No, the man is/is not rich. Are the man's pants new or old? The man's pants are _____. 				

WEDNESDAY ACTIVITY 2



READ

Read the  and  words from Wednesday Activity 1.



WRITE

Write the  words and  words in your dictionary.
Draw a picture of the word: **pants**

THURSDAY ACTIVITY 1



LOOK & SAY

old

new

know

pants

smile



SOUND OUT

chin

rich

chop

such

chip

much

chain



READ



I do not want new pants! I like my old pants. I know that I will not like new pants. I will not smile. I will not smile if you buy new pants! I will smile if I can keep my old pants.





THURSDAY ACTIVITY 2

	READ	Read the  and  words from Thursday Activity 1.
	WRITE	Draw a picture of your favourite part of the Big Book story.







FRIDAY ACTIVITY 1

	READ	Read all the  and  words again.
	READ	Read the story from Thursday Activity 1.






FRIDAY ACTIVITY 2

	READ	Read all the  and  words again.
	WRITE	Write the sentences in your book. Fix the mistakes. 1. i do not want new pants 2. i like my old pants 3. i will not smile





MONDAY ACTIVITY 1

	LOOK & SAY	old	new	know	pants	smile
	SOUND OUT	thin	moth	thick	with	
		thud	maths	three	bath	
	READ	I see the moths. I see three moths. I see three moths in the bath. I smile. I smile when I see the moths. I smile when I see three moths. I smile when I see three moths in the bath.				
	WRITE	Write the  and  words in your dictionary.				





MONDAY ACTIVITY 2

	READ	Read the  and  words from Monday Activity 1.
	READ	I like to do maths. I like to do maths with my mom. I smile when I do maths. I smile when I do maths with my mom. Do you like to do maths? Do you smile when you do maths?
	WRITE	Draw a picture of the word: maths





TUESDAY ACTIVITY 1

	LOOK & SAY	old	new	know	pants	smile
	SOUND OUT	chin	chop	chip	chain	
		chain	chip	chop	chin	
	READ	I have a chain. I have a chain on my pants. The chain is new. It is not old. I have a new chain on my pants. I like my chain. I like my new chain. Do you like my chain? Do you like my new chain?				
	WRITE	Draw a picture of the word: smile				

TUESDAY ACTIVITY 2

	READ	Read the  and  words from Tuesday Activity 1.				
	WRITE	<ol style="list-style-type: none"> What do I have? I have a _____. Is the chain new or old? The chain is _____. 				

WEDNESDAY ACTIVITY 1

	LOOK & SAY	old	new	know	pants	smile
	SOUND OUT	rich	such	much	such	
		much	rich			
	READ	The man is not rich. The old man is not rich. I know the old man is not rich. I can see. I can see that the old man is not rich. The old man's pants are not new. The man's pants are very old.				
	WRITE	<ol style="list-style-type: none"> Is the man rich? Yes/No, the man is/is not rich. Are the man's pants new or old? The man's pants are _____. 				

WEDNESDAY ACTIVITY 2



READ

Read the  and  words from Wednesday Activity 1.



WRITE

Write the  words and  words in your dictionary.
Draw a picture of the word: **pants**

THURSDAY ACTIVITY 1



LOOK & SAY

old

new

know

pants

smile



SOUND OUT

chin

rich

chop

such

chip

much

chain



READ



I do not want new pants! I like my old pants. I know that I will not like new pants. I will not smile. I will not smile if you buy new pants! I will smile if I can keep my old pants.





THURSDAY ACTIVITY 2

	READ	Read the  and  words from Thursday Activity 1.
	WRITE	Draw a picture of your favourite part of the Big Book story.







FRIDAY ACTIVITY 1

	READ	Read all the  and  words again.
	READ	Read the story from Thursday Activity 1.






FRIDAY ACTIVITY 2

	READ	Read all the  and  words again.
	WRITE	Write the sentences in your book. Fix the mistakes. 1. i do not want new pants 2. i like my old pants 3. i will not smile





MONDAY ACTIVITY 1

	LOOK & SAY	old	new	know	pants	smile
	SOUND OUT	thin	moth	thick	with	
		thud	maths	three	bath	
	READ	I see the moths. I see three moths. I see three moths in the bath. I smile. I smile when I see the moths. I smile when I see three moths. I smile when I see three moths in the bath.				
	WRITE	Write the  and  words in your dictionary.				





MONDAY ACTIVITY 2

	READ	Read the  and  words from Monday Activity 1.
	READ	I like to do maths. I like to do maths with my mom. I smile when I do maths. I smile when I do maths with my mom. Do you like to do maths? Do you smile when you do maths?
	WRITE	Draw a picture of the word: maths





TUESDAY ACTIVITY 1

	LOOK & SAY	old	new	know	pants	smile
	SOUND OUT	chin	chop	chip	chain	
		chain	chip	chop	chin	
	READ	I have a chain. I have a chain on my pants. The chain is new. It is not old. I have a new chain on my pants. I like my chain. I like my new chain. Do you like my chain? Do you like my new chain?				
	WRITE	Draw a picture of the word: smile				

TUESDAY ACTIVITY 2

	READ	Read the  and  words from Tuesday Activity 1.				
	WRITE	<ol style="list-style-type: none"> What do I have? I have a _____. Is the chain new or old? The chain is _____. 				

WEDNESDAY ACTIVITY 1

	LOOK & SAY	old	new	know	pants	smile
	SOUND OUT	rich	such	much	such	
		much	rich			
	READ	The man is not rich. The old man is not rich. I know the old man is not rich. I can see. I can see that the old man is not rich. The old man's pants are not new. The man's pants are very old.				
	WRITE	<ol style="list-style-type: none"> Is the man rich? Yes/No, the man is/is not rich. Are the man's pants new or old? The man's pants are _____. 				

WEDNESDAY ACTIVITY 2



READ

Read the  and  words from Wednesday Activity 1.



WRITE

Write the  words and  words in your dictionary.
Draw a picture of the word: **pants**

THURSDAY ACTIVITY 1



LOOK & SAY

old

new

know

pants

smile



SOUND OUT

chin

rich

chop

such

chip

much

chain



READ



I do not want new pants! I like my old pants. I know that I will not like new pants. I will not smile. I will not smile if you buy new pants! I will smile if I can keep my old pants.





THURSDAY ACTIVITY 2

	READ	Read the  and  words from Thursday Activity 1.
	WRITE	Draw a picture of your favourite part of the Big Book story.







FRIDAY ACTIVITY 1

	READ	Read all the  and  words again.
	READ	Read the story from Thursday Activity 1.






FRIDAY ACTIVITY 2

	READ	Read all the  and  words again.
	WRITE	Write the sentences in your book. Fix the mistakes. 1. i do not want new pants 2. i like my old pants 3. i will not smile





MONDAY ACTIVITY 1

	LOOK & SAY	old	new	know	pants	smile
	SOUND OUT	thin	moth	thick	with	
		thud	maths	three	bath	
	READ	I see the moths. I see three moths. I see three moths in the bath. I smile. I smile when I see the moths. I smile when I see three moths. I smile when I see three moths in the bath.				
	WRITE	Write the  and  words in your dictionary.				





MONDAY ACTIVITY 2

	READ	Read the  and  words from Monday Activity 1.
	READ	I like to do maths. I like to do maths with my mom. I smile when I do maths. I smile when I do maths with my mom. Do you like to do maths? Do you smile when you do maths?
	WRITE	Draw a picture of the word: maths





TUESDAY ACTIVITY 1

	LOOK & SAY	old	new	know	pants	smile
	SOUND OUT	chin	chop	chip	chain	
		chain	chip	chop	chin	
	READ	I have a chain. I have a chain on my pants. The chain is new. It is not old. I have a new chain on my pants. I like my chain. I like my new chain. Do you like my chain? Do you like my new chain?				
	WRITE	Draw a picture of the word: smile				

TUESDAY ACTIVITY 2

	READ	Read the  and  words from Tuesday Activity 1.				
	WRITE	<ol style="list-style-type: none"> What do I have? I have a _____. Is the chain new or old? The chain is _____. 				

WEDNESDAY ACTIVITY 1

	LOOK & SAY	old	new	know	pants	smile
	SOUND OUT	rich	such	much	such	
		much	rich			
	READ	The man is not rich. The old man is not rich. I know the old man is not rich. I can see. I can see that the old man is not rich. The old man's pants are not new. The man's pants are very old.				
	WRITE	<ol style="list-style-type: none"> Is the man rich? Yes/No, the man is/is not rich. Are the man's pants new or old? The man's pants are _____. 				

WEDNESDAY ACTIVITY 2



READ

Read the  and  words from Wednesday Activity 1.



WRITE

Write the  words and  words in your dictionary.
Draw a picture of the word: **pants**

THURSDAY ACTIVITY 1



LOOK & SAY

old

new

know

pants

smile



SOUND OUT

chin

rich

chop

such

chip

much

chain



READ



I do not want new pants! I like my old pants. I know that I will not like new pants. I will not smile. I will not smile if you buy new pants! I will smile if I can keep my old pants.





THURSDAY ACTIVITY 2

	READ	Read the  and  words from Thursday Activity 1.
	WRITE	Draw a picture of your favourite part of the Big Book story.







FRIDAY ACTIVITY 1

	READ	Read all the  and  words again.
	READ	Read the story from Thursday Activity 1.






FRIDAY ACTIVITY 2

	READ	Read all the  and  words again.
	WRITE	Write the sentences in your book. Fix the mistakes. 1. i do not want new pants 2. i like my old pants 3. i will not smile





MONDAY ACTIVITY 1

	LOOK & SAY	old	new	know	pants	smile
	SOUND OUT	thin	moth	thick	with	
		thud	maths	three	bath	
	READ	I see the moths. I see three moths. I see three moths in the bath. I smile. I smile when I see the moths. I smile when I see three moths. I smile when I see three moths in the bath.				
	WRITE	Write the  and  words in your dictionary.				





MONDAY ACTIVITY 2

	READ	Read the  and  words from Monday Activity 1.
	READ	I like to do maths. I like to do maths with my mom. I smile when I do maths. I smile when I do maths with my mom. Do you like to do maths? Do you smile when you do maths?
	WRITE	Draw a picture of the word: maths





TUESDAY ACTIVITY 1

	LOOK & SAY	old	new	know	pants	smile
	SOUND OUT	chin	chop	chip	chain	
		chain	chip	chop	chin	
	READ	I have a chain. I have a chain on my pants. The chain is new. It is not old. I have a new chain on my pants. I like my chain. I like my new chain. Do you like my chain? Do you like my new chain?				
	WRITE	Draw a picture of the word: smile				

TUESDAY ACTIVITY 2

	READ	Read the  and  words from Tuesday Activity 1.				
	WRITE	<ol style="list-style-type: none"> What do I have? I have a _____. Is the chain new or old? The chain is _____. 				

WEDNESDAY ACTIVITY 1

	LOOK & SAY	old	new	know	pants	smile
	SOUND OUT	rich	such	much	such	
		much	rich			
	READ	The man is not rich. The old man is not rich. I know the old man is not rich. I can see. I can see that the old man is not rich. The old man's pants are not new. The man's pants are very old.				
	WRITE	<ol style="list-style-type: none"> Is the man rich? Yes/No, the man is/is not rich. Are the man's pants new or old? The man's pants are _____. 				

WEDNESDAY ACTIVITY 2



READ

Read the  and  words from Wednesday Activity 1.



WRITE

Write the  words and  words in your dictionary.
Draw a picture of the word: **pants**

THURSDAY ACTIVITY 1



LOOK & SAY

old

new

know

pants

smile



SOUND OUT

chin

rich

chop

such

chip

much

chain



READ



I do not want new pants! I like my old pants. I know that I will not like new pants. I will not smile. I will not smile if you buy new pants! I will smile if I can keep my old pants.





THURSDAY ACTIVITY 2

	READ	Read the  and  words from Thursday Activity 1.
	WRITE	Draw a picture of your favourite part of the Big Book story.







FRIDAY ACTIVITY 1

	READ	Read all the  and  words again.
	READ	Read the story from Thursday Activity 1.






FRIDAY ACTIVITY 2

	READ	Read all the  and  words again.
	WRITE	Write the sentences in your book. Fix the mistakes. 1. i do not want new pants 2. i like my old pants 3. i will not smile





MONDAY ACTIVITY 1

	LOOK & SAY	old	new	know	pants	smile
	SOUND OUT	thin	moth	thick	with	
		thud	maths	three	bath	
	READ	I see the moths. I see three moths. I see three moths in the bath. I smile. I smile when I see the moths. I smile when I see three moths. I smile when I see three moths in the bath.				
	WRITE	Write the  and  words in your dictionary.				





MONDAY ACTIVITY 2

	READ	Read the  and  words from Monday Activity 1.
	READ	I like to do maths. I like to do maths with my mom. I smile when I do maths. I smile when I do maths with my mom. Do you like to do maths? Do you smile when you do maths?
	WRITE	Draw a picture of the word: maths





TUESDAY ACTIVITY 1

	LOOK & SAY	old	new	know	pants	smile
	SOUND OUT	chin	chop	chip	chain	
		chain	chip	chop	chin	
	READ	I have a chain. I have a chain on my pants. The chain is new. It is not old. I have a new chain on my pants. I like my chain. I like my new chain. Do you like my chain? Do you like my new chain?				
	WRITE	Draw a picture of the word: smile				

TUESDAY ACTIVITY 2

	READ	Read the  and  words from Tuesday Activity 1.				
	WRITE	<ol style="list-style-type: none"> What do I have? I have a _____. Is the chain new or old? The chain is _____. 				

WEDNESDAY ACTIVITY 1

	LOOK & SAY	old	new	know	pants	smile
	SOUND OUT	rich	such	much	such	
		much	rich			
	READ	The man is not rich. The old man is not rich. I know the old man is not rich. I can see. I can see that the old man is not rich. The old man's pants are not new. The man's pants are very old.				
	WRITE	<ol style="list-style-type: none"> Is the man rich? Yes/No, the man is/is not rich. Are the man's pants new or old? The man's pants are _____. 				

WEDNESDAY ACTIVITY 2



READ

Read the  and  words from Wednesday Activity 1.



WRITE

Write the  words and  words in your dictionary.
Draw a picture of the word: **pants**

THURSDAY ACTIVITY 1



LOOK & SAY

old

new

know

pants

smile



SOUND OUT

chin

rich

chop

such

chip

much

chain



READ



I do not want new pants! I like my old pants. I know that I will not like new pants. I will not smile. I will not smile if you buy new pants! I will smile if I can keep my old pants.





THURSDAY ACTIVITY 2

	READ	Read the  and  words from Thursday Activity 1.
	WRITE	Draw a picture of your favourite part of the Big Book story.







FRIDAY ACTIVITY 1

	READ	Read all the  and  words again.
	READ	Read the story from Thursday Activity 1.






FRIDAY ACTIVITY 2

	READ	Read all the  and  words again.
	WRITE	Write the sentences in your book. Fix the mistakes. 1. i do not want new pants 2. i like my old pants 3. i will not smile





MONDAY ACTIVITY 1

	LOOK & SAY	old	new	know	pants	smile
	SOUND OUT	thin	moth	thick	with	
		thud	maths	three	bath	
	READ	I see the moths. I see three moths. I see three moths in the bath. I smile. I smile when I see the moths. I smile when I see three moths. I smile when I see three moths in the bath.				
	WRITE	Write the  and  words in your dictionary.				





MONDAY ACTIVITY 2

	READ	Read the  and  words from Monday Activity 1.
	READ	I like to do maths. I like to do maths with my mom. I smile when I do maths. I smile when I do maths with my mom. Do you like to do maths? Do you smile when you do maths?
	WRITE	Draw a picture of the word: maths





TUESDAY ACTIVITY 1

	LOOK & SAY	old	new	know	pants	smile
	SOUND OUT	chin	chop	chip	chain	
		chain	chip	chop	chin	
	READ	I have a chain. I have a chain on my pants. The chain is new. It is not old. I have a new chain on my pants. I like my chain. I like my new chain. Do you like my chain? Do you like my new chain?				
	WRITE	Draw a picture of the word: smile				

TUESDAY ACTIVITY 2

	READ	Read the  and  words from Tuesday Activity 1.				
	WRITE	<ol style="list-style-type: none"> What do I have? I have a _____. Is the chain new or old? The chain is _____. 				

WEDNESDAY ACTIVITY 1

	LOOK & SAY	old	new	know	pants	smile
	SOUND OUT	rich	such	much	such	
		much	rich			
	READ	The man is not rich. The old man is not rich. I know the old man is not rich. I can see. I can see that the old man is not rich. The old man's pants are not new. The man's pants are very old.				
	WRITE	<ol style="list-style-type: none"> Is the man rich? Yes/No, the man is/is not rich. Are the man's pants new or old? The man's pants are _____. 				

WEDNESDAY ACTIVITY 2



READ

Read the  and  words from Wednesday Activity 1.



WRITE

Write the  words and  words in your dictionary.
Draw a picture of the word: **pants**

THURSDAY ACTIVITY 1



LOOK & SAY

old

new

know

pants

smile



SOUND OUT

chin

rich

chop

such

chip

much

chain



READ



I do not want new pants! I like my old pants. I know that I will not like new pants. I will not smile. I will not smile if you buy new pants! I will smile if I can keep my old pants.





THURSDAY ACTIVITY 2

	READ	Read the  and  words from Thursday Activity 1.
	WRITE	Draw a picture of your favourite part of the Big Book story.







FRIDAY ACTIVITY 1

	READ	Read all the  and  words again.
	READ	Read the story from Thursday Activity 1.






FRIDAY ACTIVITY 2

	READ	Read all the  and  words again.
	WRITE	Write the sentences in your book. Fix the mistakes. 1. i do not want new pants 2. i like my old pants 3. i will not smile





MONDAY ACTIVITY 1

	LOOK & SAY	old	new	know	pants	smile
	SOUND OUT	thin	moth	thick	with	
		thud	maths	three	bath	
	READ	I see the moths. I see three moths. I see three moths in the bath. I smile. I smile when I see the moths. I smile when I see three moths. I smile when I see three moths in the bath.				
	WRITE	Write the  and  words in your dictionary.				





MONDAY ACTIVITY 2

	READ	Read the  and  words from Monday Activity 1.
	READ	I like to do maths. I like to do maths with my mom. I smile when I do maths. I smile when I do maths with my mom. Do you like to do maths? Do you smile when you do maths?
	WRITE	Draw a picture of the word: maths





TUESDAY ACTIVITY 1

	LOOK & SAY	old	new	know	pants	smile
	SOUND OUT	chin	chop	chip	chain	
		chain	chip	chop	chin	
	READ	I have a chain. I have a chain on my pants. The chain is new. It is not old. I have a new chain on my pants. I like my chain. I like my new chain. Do you like my chain? Do you like my new chain?				
	WRITE	Draw a picture of the word: smile				

TUESDAY ACTIVITY 2

	READ	Read the  and  words from Tuesday Activity 1.				
	WRITE	<ol style="list-style-type: none"> What do I have? I have a _____. Is the chain new or old? The chain is _____. 				

WEDNESDAY ACTIVITY 1

	LOOK & SAY	old	new	know	pants	smile
	SOUND OUT	rich	such	much	such	
		much	rich			
	READ	The man is not rich. The old man is not rich. I know the old man is not rich. I can see. I can see that the old man is not rich. The old man's pants are not new. The man's pants are very old.				
	WRITE	<ol style="list-style-type: none"> Is the man rich? Yes/No, the man is/is not rich. Are the man's pants new or old? The man's pants are _____. 				

WEDNESDAY ACTIVITY 2



READ

Read the  and  words from Wednesday Activity 1.



WRITE

Write the  words and  words in your dictionary.
Draw a picture of the word: **pants**

THURSDAY ACTIVITY 1



LOOK & SAY

old

new

know

pants

smile



SOUND OUT

chin

rich

chop

such

chip

much

chain



READ



I do not want new pants! I like my old pants. I know that I will not like new pants. I will not smile. I will not smile if you buy new pants! I will smile if I can keep my old pants.





THURSDAY ACTIVITY 2

	READ	Read the  and  words from Thursday Activity 1.
	WRITE	Draw a picture of your favourite part of the Big Book story.







FRIDAY ACTIVITY 1

	READ	Read all the  and  words again.
	READ	Read the story from Thursday Activity 1.






FRIDAY ACTIVITY 2

	READ	Read all the  and  words again.
	WRITE	Write the sentences in your book. Fix the mistakes. 1. i do not want new pants 2. i like my old pants 3. i will not smile





MONDAY ACTIVITY 1

	LOOK & SAY	old	new	know	pants	smile
	SOUND OUT	thin	moth	thick	with	
		thud	maths	three	bath	
	READ	I see the moths. I see three moths. I see three moths in the bath. I smile. I smile when I see the moths. I smile when I see three moths. I smile when I see three moths in the bath.				
	WRITE	Write the  and  words in your dictionary.				





MONDAY ACTIVITY 2

	READ	Read the  and  words from Monday Activity 1.
	READ	I like to do maths. I like to do maths with my mom. I smile when I do maths. I smile when I do maths with my mom. Do you like to do maths? Do you smile when you do maths?
	WRITE	Draw a picture of the word: maths





TUESDAY ACTIVITY 1

	LOOK & SAY	old	new	know	pants	smile
	SOUND OUT	chin	chop	chip	chain	
		chain	chip	chop	chin	
	READ	I have a chain. I have a chain on my pants. The chain is new. It is not old. I have a new chain on my pants. I like my chain. I like my new chain. Do you like my chain? Do you like my new chain?				
	WRITE	Draw a picture of the word: smile				

TUESDAY ACTIVITY 2

	READ	Read the  and  words from Tuesday Activity 1.				
	WRITE	<ol style="list-style-type: none"> What do I have? I have a _____. Is the chain new or old? The chain is _____. 				

WEDNESDAY ACTIVITY 1

	LOOK & SAY	old	new	know	pants	smile
	SOUND OUT	rich	such	much	such	
		much	rich			
	READ	The man is not rich. The old man is not rich. I know the old man is not rich. I can see. I can see that the old man is not rich. The old man's pants are not new. The man's pants are very old.				
	WRITE	<ol style="list-style-type: none"> Is the man rich? Yes/No, the man is/is not rich. Are the man's pants new or old? The man's pants are _____. 				

WEDNESDAY ACTIVITY 2



READ

Read the  and  words from Wednesday Activity 1.



WRITE

Write the  words and  words in your dictionary.
Draw a picture of the word: **pants**

THURSDAY ACTIVITY 1



LOOK & SAY

old

new

know

pants

smile



SOUND OUT

chin

rich

chop

such

chip

much

chain



READ



I do not want new pants! I like my old pants. I know that I will not like new pants. I will not smile. I will not smile if you buy new pants! I will smile if I can keep my old pants.





THURSDAY ACTIVITY 2

	READ	Read the  and  words from Thursday Activity 1.
	WRITE	Draw a picture of your favourite part of the Big Book story.







FRIDAY ACTIVITY 1

	READ	Read all the  and  words again.
	READ	Read the story from Thursday Activity 1.






FRIDAY ACTIVITY 2

	READ	Read all the  and  words again.
	WRITE	Write the sentences in your book. Fix the mistakes. 1. i do not want new pants 2. i like my old pants 3. i will not smile





MONDAY ACTIVITY 1

	LOOK & SAY	old	new	know	pants	smile
	SOUND OUT	thin	moth	thick	with	
		thud	maths	three	bath	
	READ	I see the moths. I see three moths. I see three moths in the bath. I smile. I smile when I see the moths. I smile when I see three moths. I smile when I see three moths in the bath.				
	WRITE	Write the  and  words in your dictionary.				





MONDAY ACTIVITY 2

	READ	Read the  and  words from Monday Activity 1.
	READ	I like to do maths. I like to do maths with my mom. I smile when I do maths. I smile when I do maths with my mom. Do you like to do maths? Do you smile when you do maths?
	WRITE	Draw a picture of the word: maths





TUESDAY ACTIVITY 1

	LOOK & SAY	old	new	know	pants	smile
	SOUND OUT	chin	chop	chip	chain	
		chain	chip	chop	chin	
	READ	I have a chain. I have a chain on my pants. The chain is new. It is not old. I have a new chain on my pants. I like my chain. I like my new chain. Do you like my chain? Do you like my new chain?				
	WRITE	Draw a picture of the word: smile				

TUESDAY ACTIVITY 2

	READ	Read the  and  words from Tuesday Activity 1.				
	WRITE	<ol style="list-style-type: none"> What do I have? I have a _____. Is the chain new or old? The chain is _____. 				

WEDNESDAY ACTIVITY 1

	LOOK & SAY	old	new	know	pants	smile
	SOUND OUT	rich	such	much	such	
		much	rich			
	READ	The man is not rich. The old man is not rich. I know the old man is not rich. I can see. I can see that the old man is not rich. The old man's pants are not new. The man's pants are very old.				
	WRITE	<ol style="list-style-type: none"> Is the man rich? Yes/No, the man is/is not rich. Are the man's pants new or old? The man's pants are _____. 				

WEDNESDAY ACTIVITY 2



READ

Read the  and  words from Wednesday Activity 1.



WRITE

Write the  words and  words in your dictionary.
Draw a picture of the word: **pants**

THURSDAY ACTIVITY 1



LOOK & SAY

old

new

know

pants

smile



SOUND OUT

chin

rich

chop

such

chip

much

chain



READ



I do not want new pants! I like my old pants. I know that I will not like new pants. I will not smile. I will not smile if you buy new pants! I will smile if I can keep my old pants.





THURSDAY ACTIVITY 2

	READ	Read the  and  words from Thursday Activity 1.
	WRITE	Draw a picture of your favourite part of the Big Book story.







FRIDAY ACTIVITY 1

	READ	Read all the  and  words again.
	READ	Read the story from Thursday Activity 1.






FRIDAY ACTIVITY 2

	READ	Read all the  and  words again.
	WRITE	Write the sentences in your book. Fix the mistakes. 1. i do not want new pants 2. i like my old pants 3. i will not smile





MONDAY ACTIVITY 1

	LOOK & SAY	old	new	know	pants	smile
	SOUND OUT	thin	moth	thick	with	
		thud	maths	three	bath	
	READ	I see the moths. I see three moths. I see three moths in the bath. I smile. I smile when I see the moths. I smile when I see three moths. I smile when I see three moths in the bath.				
	WRITE	Write the  and  words in your dictionary.				





MONDAY ACTIVITY 2

	READ	Read the  and  words from Monday Activity 1.
	READ	I like to do maths. I like to do maths with my mom. I smile when I do maths. I smile when I do maths with my mom. Do you like to do maths? Do you smile when you do maths?
	WRITE	Draw a picture of the word: maths





TUESDAY ACTIVITY 1

	LOOK & SAY	old	new	know	pants	smile
	SOUND OUT	chin	chop	chip	chain	
		chain	chip	chop	chin	
	READ	I have a chain. I have a chain on my pants. The chain is new. It is not old. I have a new chain on my pants. I like my chain. I like my new chain. Do you like my chain? Do you like my new chain?				
	WRITE	Draw a picture of the word: smile				

TUESDAY ACTIVITY 2

	READ	Read the  and  words from Tuesday Activity 1.				
	WRITE	<ol style="list-style-type: none"> What do I have? I have a _____. Is the chain new or old? The chain is _____. 				

WEDNESDAY ACTIVITY 1

	LOOK & SAY	old	new	know	pants	smile
	SOUND OUT	rich	such	much	such	
		much	rich			
	READ	The man is not rich. The old man is not rich. I know the old man is not rich. I can see. I can see that the old man is not rich. The old man's pants are not new. The man's pants are very old.				
	WRITE	<ol style="list-style-type: none"> Is the man rich? Yes/No, the man is/is not rich. Are the man's pants new or old? The man's pants are _____. 				

WEDNESDAY ACTIVITY 2



READ

Read the  and  words from Wednesday Activity 1.



WRITE

Write the  words and  words in your dictionary.
Draw a picture of the word: **pants**

THURSDAY ACTIVITY 1



LOOK & SAY

old

new

know

pants

smile



SOUND OUT

chin

rich

chop

such

chip

much

chain



READ



I do not want new pants! I like my old pants. I know that I will not like new pants. I will not smile. I will not smile if you buy new pants! I will smile if I can keep my old pants.





THURSDAY ACTIVITY 2

	READ	Read the  and  words from Thursday Activity 1.
	WRITE	Draw a picture of your favourite part of the Big Book story.







FRIDAY ACTIVITY 1

	READ	Read all the  and  words again.
	READ	Read the story from Thursday Activity 1.






FRIDAY ACTIVITY 2

	READ	Read all the  and  words again.
	WRITE	Write the sentences in your book. Fix the mistakes. 1. i do not want new pants 2. i like my old pants 3. i will not smile





MONDAY ACTIVITY 1

	LOOK & SAY	old	new	know	pants	smile
	SOUND OUT	thin	moth	thick	with	
		thud	maths	three	bath	
	READ	I see the moths. I see three moths. I see three moths in the bath. I smile. I smile when I see the moths. I smile when I see three moths. I smile when I see three moths in the bath.				
	WRITE	Write the  and  words in your dictionary.				





MONDAY ACTIVITY 2

	READ	Read the  and  words from Monday Activity 1.
	READ	I like to do maths. I like to do maths with my mom. I smile when I do maths. I smile when I do maths with my mom. Do you like to do maths? Do you smile when you do maths?
	WRITE	Draw a picture of the word: maths





TUESDAY ACTIVITY 1

	LOOK & SAY	old	new	know	pants	smile
	SOUND OUT	chin	chop	chip	chain	
		chain	chip	chop	chin	
	READ	I have a chain. I have a chain on my pants. The chain is new. It is not old. I have a new chain on my pants. I like my chain. I like my new chain. Do you like my chain? Do you like my new chain?				
	WRITE	Draw a picture of the word: smile				

TUESDAY ACTIVITY 2

	READ	Read the  and  words from Tuesday Activity 1.				
	WRITE	<ol style="list-style-type: none"> What do I have? I have a _____. Is the chain new or old? The chain is _____. 				

WEDNESDAY ACTIVITY 1

	LOOK & SAY	old	new	know	pants	smile
	SOUND OUT	rich	such	much	such	
		much	rich			
	READ	The man is not rich. The old man is not rich. I know the old man is not rich. I can see. I can see that the old man is not rich. The old man's pants are not new. The man's pants are very old.				
	WRITE	<ol style="list-style-type: none"> Is the man rich? Yes/No, the man is/is not rich. Are the man's pants new or old? The man's pants are _____. 				

WEDNESDAY ACTIVITY 2



READ

Read the  and  words from Wednesday Activity 1.



WRITE

Write the  words and  words in your dictionary.
Draw a picture of the word: **pants**

THURSDAY ACTIVITY 1



LOOK & SAY

old

new

know

pants

smile



SOUND OUT

chin

rich

chop

such

chip

much

chain



READ



I do not want new pants! I like my old pants. I know that I will not like new pants. I will not smile. I will not smile if you buy new pants! I will smile if I can keep my old pants.





THURSDAY ACTIVITY 2

	READ	Read the  and  words from Thursday Activity 1.
	WRITE	Draw a picture of your favourite part of the Big Book story.







FRIDAY ACTIVITY 1

	READ	Read all the  and  words again.
	READ	Read the story from Thursday Activity 1.






FRIDAY ACTIVITY 2

	READ	Read all the  and  words again.
	WRITE	Write the sentences in your book. Fix the mistakes. 1. i do not want new pants 2. i like my old pants 3. i will not smile





MONDAY ACTIVITY 1

	LOOK & SAY	old	new	know	pants	smile
	SOUND OUT	thin	moth	thick	with	
		thud	maths	three	bath	
	READ	I see the moths. I see three moths. I see three moths in the bath. I smile. I smile when I see the moths. I smile when I see three moths. I smile when I see three moths in the bath.				
	WRITE	Write the  and  words in your dictionary.				





MONDAY ACTIVITY 2

	READ	Read the  and  words from Monday Activity 1.
	READ	I like to do maths. I like to do maths with my mom. I smile when I do maths. I smile when I do maths with my mom. Do you like to do maths? Do you smile when you do maths?
	WRITE	Draw a picture of the word: maths





TUESDAY ACTIVITY 1

	LOOK & SAY	old	new	know	pants	smile
	SOUND OUT	chin	chop	chip	chain	
		chain	chip	chop	chin	
	READ	I have a chain. I have a chain on my pants. The chain is new. It is not old. I have a new chain on my pants. I like my chain. I like my new chain. Do you like my chain? Do you like my new chain?				
	WRITE	Draw a picture of the word: smile				

TUESDAY ACTIVITY 2

	READ	Read the  and  words from Tuesday Activity 1.				
	WRITE	<ol style="list-style-type: none"> What do I have? I have a _____. Is the chain new or old? The chain is _____. 				

WEDNESDAY ACTIVITY 1

	LOOK & SAY	old	new	know	pants	smile
	SOUND OUT	rich	such	much	such	
		much	rich			
	READ	The man is not rich. The old man is not rich. I know the old man is not rich. I can see. I can see that the old man is not rich. The old man's pants are not new. The man's pants are very old.				
	WRITE	<ol style="list-style-type: none"> Is the man rich? Yes/No, the man is/is not rich. Are the man's pants new or old? The man's pants are _____. 				

WEDNESDAY ACTIVITY 2



READ

Read the  and  words from Wednesday Activity 1.



WRITE

Write the  words and  words in your dictionary.
Draw a picture of the word: **pants**

THURSDAY ACTIVITY 1



LOOK & SAY

old

new

know

pants

smile



SOUND OUT

chin

rich

chop

such

chip

much

chain







READ







I do not want new pants! I like my old pants. I know that I will not like new pants. I will not smile. I will not smile if you buy new pants! I will smile if I can keep my old pants.





THURSDAY ACTIVITY 2

	READ	Read the  and  words from Thursday Activity 1.
	WRITE	Draw a picture of your favourite part of the Big Book story.







FRIDAY ACTIVITY 1

	READ	Read all the  and  words again.
	READ	Read the story from Thursday Activity 1.






FRIDAY ACTIVITY 2

	READ	Read all the  and  words again.
	WRITE	Write the sentences in your book. Fix the mistakes. 1. i do not want new pants 2. i like my old pants 3. i will not smile





MONDAY ACTIVITY 1

	LOOK & SAY	old	new	know	pants	smile
	SOUND OUT	thin	moth	thick	with	
		thud	maths	three	bath	
	READ	I see the moths. I see three moths. I see three moths in the bath. I smile. I smile when I see the moths. I smile when I see three moths. I smile when I see three moths in the bath.				
	WRITE	Write the  and  words in your dictionary.				





MONDAY ACTIVITY 2

	READ	Read the  and  words from Monday Activity 1.
	READ	I like to do maths. I like to do maths with my mom. I smile when I do maths. I smile when I do maths with my mom. Do you like to do maths? Do you smile when you do maths?
	WRITE	Draw a picture of the word: maths





TUESDAY ACTIVITY 1

	LOOK & SAY	old	new	know	pants	smile
	SOUND OUT	chin	chop	chip	chain	
		chain	chip	chop	chin	
	READ	I have a chain. I have a chain on my pants. The chain is new. It is not old. I have a new chain on my pants. I like my chain. I like my new chain. Do you like my chain? Do you like my new chain?				
	WRITE	Draw a picture of the word: smile				

TUESDAY ACTIVITY 2

	READ	Read the  and  words from Tuesday Activity 1.				
	WRITE	<ol style="list-style-type: none"> What do I have? I have a _____. Is the chain new or old? The chain is _____. 				

WEDNESDAY ACTIVITY 1

	LOOK & SAY	old	new	know	pants	smile
	SOUND OUT	rich	such	much	such	
		much	rich			
	READ	The man is not rich. The old man is not rich. I know the old man is not rich. I can see. I can see that the old man is not rich. The old man's pants are not new. The man's pants are very old.				
	WRITE	<ol style="list-style-type: none"> Is the man rich? Yes/No, the man is/is not rich. Are the man's pants new or old? The man's pants are _____. 				

WEDNESDAY ACTIVITY 2



READ

Read the  and  words from Wednesday Activity 1.



WRITE

Write the  words and  words in your dictionary.
Draw a picture of the word: **pants**

THURSDAY ACTIVITY 1



LOOK & SAY

old

new

know

pants

smile



SOUND OUT

chin

rich

chop

such

chip

much

chain







READ







I do not want new pants! I like my old pants. I know that I will not like new pants. I will not smile. I will not smile if you buy new pants! I will smile if I can keep my old pants.





THURSDAY ACTIVITY 2

	READ	Read the  and  words from Thursday Activity 1.
	WRITE	Draw a picture of your favourite part of the Big Book story.







FRIDAY ACTIVITY 1

	READ	Read all the  and  words again.
	READ	Read the story from Thursday Activity 1.






FRIDAY ACTIVITY 2

	READ	Read all the  and  words again.
	WRITE	Write the sentences in your book. Fix the mistakes. 1. i do not want new pants 2. i like my old pants 3. i will not smile





MONDAY ACTIVITY 1

	LOOK & SAY	old	new	know	pants	smile
	SOUND OUT	thin	moth	thick	with	
		thud	maths	three	bath	
	READ	I see the moths. I see three moths. I see three moths in the bath. I smile. I smile when I see the moths. I smile when I see three moths. I smile when I see three moths in the bath.				
	WRITE	Write the  and  words in your dictionary.				





MONDAY ACTIVITY 2

	READ	Read the  and  words from Monday Activity 1.
	READ	I like to do maths. I like to do maths with my mom. I smile when I do maths. I smile when I do maths with my mom. Do you like to do maths? Do you smile when you do maths?
	WRITE	Draw a picture of the word: maths





TUESDAY ACTIVITY 1

	LOOK & SAY	old	new	know	pants	smile
	SOUND OUT	chin	chop	chip	chain	
		chain	chip	chop	chin	
	READ	I have a chain. I have a chain on my pants. The chain is new. It is not old. I have a new chain on my pants. I like my chain. I like my new chain. Do you like my chain? Do you like my new chain?				
	WRITE	Draw a picture of the word: smile				

TUESDAY ACTIVITY 2

	READ	Read the  and  words from Tuesday Activity 1.				
	WRITE	<ol style="list-style-type: none"> What do I have? I have a _____. Is the chain new or old? The chain is _____. 				

WEDNESDAY ACTIVITY 1

	LOOK & SAY	old	new	know	pants	smile
	SOUND OUT	rich	such	much	such	
		much	rich			
	READ	The man is not rich. The old man is not rich. I know the old man is not rich. I can see. I can see that the old man is not rich. The old man's pants are not new. The man's pants are very old.				
	WRITE	<ol style="list-style-type: none"> Is the man rich? Yes/No, the man is/is not rich. Are the man's pants new or old? The man's pants are _____. 				

WEDNESDAY ACTIVITY 2



READ

Read the  and  words from Wednesday Activity 1.



WRITE

Write the  words and  words in your dictionary.
Draw a picture of the word: **pants**

THURSDAY ACTIVITY 1



LOOK & SAY

old

new

know

pants

smile



SOUND OUT

chin

rich

chop

such

chip

much

chain



READ



I do not want new pants! I like my old pants. I know that I will not like new pants. I will not smile. I will not smile if you buy new pants! I will smile if I can keep my old pants.





THURSDAY ACTIVITY 2

	READ	Read the  and  words from Thursday Activity 1.
	WRITE	Draw a picture of your favourite part of the Big Book story.







FRIDAY ACTIVITY 1

	READ	Read all the  and  words again.
	READ	Read the story from Thursday Activity 1.






FRIDAY ACTIVITY 2

	READ	Read all the  and  words again.
	WRITE	Write the sentences in your book. Fix the mistakes. 1. i do not want new pants 2. i like my old pants 3. i will not smile





MONDAY ACTIVITY 1

	LOOK & SAY	old	new	know	pants	smile
	SOUND OUT	thin	moth	thick	with	
		thud	maths	three	bath	
	READ	I see the moths. I see three moths. I see three moths in the bath. I smile. I smile when I see the moths. I smile when I see three moths. I smile when I see three moths in the bath.				
	WRITE	Write the  and  words in your dictionary.				





MONDAY ACTIVITY 2

	READ	Read the  and  words from Monday Activity 1.
	READ	I like to do maths. I like to do maths with my mom. I smile when I do maths. I smile when I do maths with my mom. Do you like to do maths? Do you smile when you do maths?
	WRITE	Draw a picture of the word: maths





TUESDAY ACTIVITY 1

	LOOK & SAY	old	new	know	pants	smile
	SOUND OUT	chin	chop	chip	chain	
		chain	chip	chop	chin	
	READ	I have a chain. I have a chain on my pants. The chain is new. It is not old. I have a new chain on my pants. I like my chain. I like my new chain. Do you like my chain? Do you like my new chain?				
	WRITE	Draw a picture of the word: smile				

TUESDAY ACTIVITY 2

	READ	Read the  and  words from Tuesday Activity 1.				
	WRITE	<ol style="list-style-type: none"> What do I have? I have a _____. Is the chain new or old? The chain is _____. 				

WEDNESDAY ACTIVITY 1

	LOOK & SAY	old	new	know	pants	smile
	SOUND OUT	rich	such	much	such	
		much	rich			
	READ	The man is not rich. The old man is not rich. I know the old man is not rich. I can see. I can see that the old man is not rich. The old man's pants are not new. The man's pants are very old.				
	WRITE	<ol style="list-style-type: none"> Is the man rich? Yes/No, the man is/is not rich. Are the man's pants new or old? The man's pants are _____. 				

WEDNESDAY ACTIVITY 2



READ

Read the  and  words from Wednesday Activity 1.



WRITE

Write the  words and  words in your dictionary.
Draw a picture of the word: **pants**

THURSDAY ACTIVITY 1



LOOK & SAY

old

new

know

pants

smile



SOUND OUT

chin

rich

chop

such

chip

much

chain



READ



I do not want new pants! I like my old pants. I know that I will not like new pants. I will not smile. I will not smile if you buy new pants! I will smile if I can keep my old pants.





THURSDAY ACTIVITY 2

	READ	Read the  and  words from Thursday Activity 1.
	WRITE	Draw a picture of your favourite part of the Big Book story.







FRIDAY ACTIVITY 1

	READ	Read all the  and  words again.
	READ	Read the story from Thursday Activity 1.






FRIDAY ACTIVITY 2

	READ	Read all the  and  words again.
	WRITE	Write the sentences in your book. Fix the mistakes. 1. i do not want new pants 2. i like my old pants 3. i will not smile





MONDAY ACTIVITY 1

	LOOK & SAY	old	new	know	pants	smile
	SOUND OUT	thin	moth	thick	with	
		thud	maths	three	bath	
	READ	I see the moths. I see three moths. I see three moths in the bath. I smile. I smile when I see the moths. I smile when I see three moths. I smile when I see three moths in the bath.				
	WRITE	Write the  and  words in your dictionary.				





MONDAY ACTIVITY 2

	READ	Read the  and  words from Monday Activity 1.
	READ	I like to do maths. I like to do maths with my mom. I smile when I do maths. I smile when I do maths with my mom. Do you like to do maths? Do you smile when you do maths?
	WRITE	Draw a picture of the word: maths





TUESDAY ACTIVITY 1

	LOOK & SAY	old	new	know	pants	smile
	SOUND OUT	chin	chop	chip	chain	
		chain	chip	chop	chin	
	READ	I have a chain. I have a chain on my pants. The chain is new. It is not old. I have a new chain on my pants. I like my chain. I like my new chain. Do you like my chain? Do you like my new chain?				
	WRITE	Draw a picture of the word: smile				

TUESDAY ACTIVITY 2

	READ	Read the  and  words from Tuesday Activity 1.				
	WRITE	<ol style="list-style-type: none"> What do I have? I have a _____. Is the chain new or old? The chain is _____. 				

WEDNESDAY ACTIVITY 1

	LOOK & SAY	old	new	know	pants	smile
	SOUND OUT	rich	such	much	such	
		much	rich			
	READ	The man is not rich. The old man is not rich. I know the old man is not rich. I can see. I can see that the old man is not rich. The old man's pants are not new. The man's pants are very old.				
	WRITE	<ol style="list-style-type: none"> Is the man rich? Yes/No, the man is/is not rich. Are the man's pants new or old? The man's pants are _____. 				

WEDNESDAY ACTIVITY 2



READ

Read the  and  words from Wednesday Activity 1.



WRITE

Write the  words and  words in your dictionary.
Draw a picture of the word: **pants**

THURSDAY ACTIVITY 1



LOOK & SAY

old

new

know

pants

smile



SOUND OUT

chin

rich

chop

such

chip

much

chain



READ



I do not want new pants! I like my old pants. I know that I will not like new pants. I will not smile. I will not smile if you buy new pants! I will smile if I can keep my old pants.





THURSDAY ACTIVITY 2

	READ	Read the  and  words from Thursday Activity 1.
	WRITE	Draw a picture of your favourite part of the Big Book story.







FRIDAY ACTIVITY 1

	READ	Read all the  and  words again.
	READ	Read the story from Thursday Activity 1.






FRIDAY ACTIVITY 2

	READ	Read all the  and  words again.
	WRITE	Write the sentences in your book. Fix the mistakes. 1. i do not want new pants 2. i like my old pants 3. i will not smile





MONDAY ACTIVITY 1

	LOOK & SAY	small	open	there	saw	things
	SOUND OUT	chin	rich	chop	such	
		chip	much	chain		
	READ	I saw a man. I saw a rich man. I saw a rich man with a chain. The chain is not small. The chain is big. I saw a rich man with a big chain. Can you see the rich man with the big chain?				
	WRITE	Write the  and  words in your dictionary.				





MONDAY ACTIVITY 2

	READ	Read the  and  words from Monday Activity 1.
	READ	I see a bag. I see a bag of chips. I see a small bag of chips. I will open the bag. I will open the bag of chips. I will open the small bag of chips. I like chips. Do you like chips?
	WRITE	Draw a picture of the word: chips





TUESDAY ACTIVITY 1

	LOOK & SAY	small	open	there	saw	things
	SOUND OUT	crib	crab	crop	crack	
		crack	crop	crab	crib	
	READ	I saw a crab. I saw a small crab. I saw a small crab in the crack of a rock. I will grab the crab. I will grab the small crab. I will grab the small crab that I saw in the crack of the rock.				
	WRITE	Draw a picture of the word: crab				







TUESDAY ACTIVITY 2

	READ	Read the  and  words from Tuesday Activity 1.				
	WRITE	<p>1. What did I see? I saw a _____.</p> <p>2. Where did I see the small crab? I saw the small crab in the _____ of a _____.</p>				



WEDNESDAY ACTIVITY 1


	LOOK & SAY	small	open	there	saw	things
	SOUND OUT	look	book	took	shook	
		shook	took	book	look	
	READ	Look at that book. Look at that small book. I took the book. I took the small book. I took the small book to look at it. Is it good that I took the book? Is it good that I took the book to look at it?				
	WRITE	<p>1. Is the book big or small? The book is _____.</p> <p>2. What do I look at? I look at the small _____.</p>				

WEDNESDAY ACTIVITY 2





	READ	Read the  and  words from Wednesday Activity 1.
	WRITE	Write the  words and  words in your dictionary. Draw a picture of the word: look

THURSDAY ACTIVITY 1





	LOOK & SAY	small	open	there	saw	things
	SOUND OUT	crib	look	crab	book	
		crop	took	crack	shook	

	READ	<div data-bbox="590 739 1268 1601" data-label="Image">  </div> <p data-bbox="367 1612 1476 1814">Bohlale looks at the book. She looks at the small book. Will she open the book? Yes, Bohlale opens the book. She saw lots of things in the book. She saw lots of places in the book. Bohlale likes the book. She likes the small book.</p>
--	-------------	--





THURSDAY ACTIVITY 2

	READ	Read the  and  words from Thursday Activity 1.
	WRITE	Draw a picture of your favourite part of the Big Book story.







FRIDAY ACTIVITY 1

	READ	Read all the  and  words again.
	READ	Read the story from Thursday Activity 1.






FRIDAY ACTIVITY 2

	READ	Read all the  and  words again.
	WRITE	Write the sentences in your book. Fix the mistakes. 1. will she open the book 2. yes, bohlale opens the book 3. she likes the small book





MONDAY ACTIVITY 1

	LOOK & SAY	small	open	there	saw	things
	SOUND OUT	chin	rich	chop	such	
	READ	I saw a man. I saw a rich man. I saw a rich man with a chain. The chain is not small. The chain is big. I saw a rich man with a big chain. Can you see the rich man with the big chain?				
	WRITE	Write the  and  words in your dictionary.				





MONDAY ACTIVITY 2

	READ	Read the  and  words from Monday Activity 1.
	READ	I see a bag. I see a bag of chips. I see a small bag of chips. I will open the bag. I will open the bag of chips. I will open the small bag of chips. I like chips. Do you like chips?
	WRITE	Draw a picture of the word: chips





TUESDAY ACTIVITY 1

	LOOK & SAY	small	open	there	saw	things
	SOUND OUT	crib	crab	crop	crack	
		crack	crop	crab	crib	
	READ	I saw a crab. I saw a small crab. I saw a small crab in the crack of a rock. I will grab the crab. I will grab the small crab. I will grab the small crab that I saw in the crack of the rock.				
	WRITE	Draw a picture of the word: crab				

TUESDAY ACTIVITY 2

	READ	Read the  and  words from Tuesday Activity 1.				
	WRITE	<p>1. What did I see? I saw a _____.</p> <p>2. Where did I see the small crab? I saw the small crab in the _____ of a _____.</p>				

WEDNESDAY ACTIVITY 1

	LOOK & SAY	small	open	there	saw	things
	SOUND OUT	look	book	took	shook	
		shook	took	book	look	
	READ	Look at that book. Look at that small book. I took the book. I took the small book. I took the small book to look at it. Is it good that I took the book? Is it good that I took the book to look at it?				
	WRITE	<p>1. Is the book big or small? The book is _____.</p> <p>2. What do I look at? I look at the small _____.</p>				

WEDNESDAY ACTIVITY 2



READ

Read the  and  words from Wednesday Activity 1.



WRITE

Write the  words and  words in your dictionary.
Draw a picture of the word: **look**

THURSDAY ACTIVITY 1



LOOK & SAY

small

open

there

saw

things



SOUND OUT

crib

look

crab

book

crop

took

crack

shook







READ







Bohlale looks at the book. She looks at the small book. Will she open the book? Yes, Bohlale opens the book. She saw lots of things in the book. She saw lots of places in the book. Bohlale likes the book. She likes the small book.





THURSDAY ACTIVITY 2

	READ	Read the  and  words from Thursday Activity 1.
	WRITE	Draw a picture of your favourite part of the Big Book story.







FRIDAY ACTIVITY 1

	READ	Read all the  and  words again.
	READ	Read the story from Thursday Activity 1.






FRIDAY ACTIVITY 2

	READ	Read all the  and  words again.
	WRITE	Write the sentences in your book. Fix the mistakes. 1. will she open the book 2. yes, bohlale opens the book 3. she likes the small book





MONDAY ACTIVITY 1

	LOOK & SAY	small	open	there	saw	things
	SOUND OUT	chin	rich	chop	such	
		chip	much	chain		
	READ	I saw a man. I saw a rich man. I saw a rich man with a chain. The chain is not small. The chain is big. I saw a rich man with a big chain. Can you see the rich man with the big chain?				
	WRITE	Write the  and  words in your dictionary.				





MONDAY ACTIVITY 2

	READ	Read the  and  words from Monday Activity 1.
	READ	I see a bag. I see a bag of chips. I see a small bag of chips. I will open the bag. I will open the bag of chips. I will open the small bag of chips. I like chips. Do you like chips?
	WRITE	Draw a picture of the word: chips





TUESDAY ACTIVITY 1

	LOOK & SAY	small	open	there	saw	things
	SOUND OUT	crib	crab	crop	crack	
		crack	crop	crab	crib	
	READ	I saw a crab. I saw a small crab. I saw a small crab in the crack of a rock. I will grab the crab. I will grab the small crab. I will grab the small crab that I saw in the crack of the rock.				
	WRITE	Draw a picture of the word: crab				







TUESDAY ACTIVITY 2

	READ	Read the  and  words from Tuesday Activity 1.				
	WRITE	<p>1. What did I see? I saw a _____.</p> <p>2. Where did I see the small crab? I saw the small crab in the _____ of a _____.</p>				



WEDNESDAY ACTIVITY 1

	LOOK & SAY	small	open	there	saw	things
	SOUND OUT	look	book	took	shook	
		shook	took	book	look	
	READ	Look at that book. Look at that small book. I took the book. I took the small book. I took the small book to look at it. Is it good that I took the book? Is it good that I took the book to look at it?				
	WRITE	<p>1. Is the book big or small? The book is _____.</p> <p>2. What do I look at? I look at the small _____.</p>				

WEDNESDAY ACTIVITY 2

	READ	Read the  and  words from Wednesday Activity 1.
	WRITE	Write the  words and  words in your dictionary. Draw a picture of the word: look

THURSDAY ACTIVITY 1

	LOOK & SAY	small	open	there	saw	things
	SOUND OUT	crib	look	crab	book	
		crop	took	crack	shook	

	READ	<div data-bbox="590 739 1268 1601" data-label="Image"> </div> <p data-bbox="367 1612 1476 1814">Bohlale looks at the book. She looks at the small book. Will she open the book? Yes, Bohlale opens the book. She saw lots of things in the book. She saw lots of places in the book. Bohlale likes the book. She likes the small book.</p>
--	-------------	--





THURSDAY ACTIVITY 2

	READ	Read the  and  words from Thursday Activity 1.
	WRITE	Draw a picture of your favourite part of the Big Book story.







FRIDAY ACTIVITY 1

	READ	Read all the  and  words again.
	READ	Read the story from Thursday Activity 1.






FRIDAY ACTIVITY 2

	READ	Read all the  and  words again.
	WRITE	Write the sentences in your book. Fix the mistakes. 1. will she open the book 2. yes, bohlale opens the book 3. she likes the small book





MONDAY ACTIVITY 1

	LOOK & SAY	small	open	there	saw	things
	SOUND OUT	chin	rich	chop	such	
		chip	much	chain		
	READ	I saw a man. I saw a rich man. I saw a rich man with a chain. The chain is not small. The chain is big. I saw a rich man with a big chain. Can you see the rich man with the big chain?				
	WRITE	Write the  and  words in your dictionary.				





MONDAY ACTIVITY 2

	READ	Read the  and  words from Monday Activity 1.
	READ	I see a bag. I see a bag of chips. I see a small bag of chips. I will open the bag. I will open the bag of chips. I will open the small bag of chips. I like chips. Do you like chips?
	WRITE	Draw a picture of the word: chips





TUESDAY ACTIVITY 1

	LOOK & SAY	small	open	there	saw	things
	SOUND OUT	crib	crab	crop	crack	
		crack	crop	crab	crib	
	READ	I saw a crab. I saw a small crab. I saw a small crab in the crack of a rock. I will grab the crab. I will grab the small crab. I will grab the small crab that I saw in the crack of the rock.				
	WRITE	Draw a picture of the word: crab				

TUESDAY ACTIVITY 2

	READ	Read the  and  words from Tuesday Activity 1.				
	WRITE	<p>1. What did I see? I saw a _____.</p> <p>2. Where did I see the small crab? I saw the small crab in the _____ of a _____.</p>				

WEDNESDAY ACTIVITY 1

	LOOK & SAY	small	open	there	saw	things
	SOUND OUT	look	book	took	shook	
		shook	took	book	look	
	READ	Look at that book. Look at that small book. I took the book. I took the small book. I took the small book to look at it. Is it good that I took the book? Is it good that I took the book to look at it?				
	WRITE	<p>1. Is the book big or small? The book is _____.</p> <p>2. What do I look at? I look at the small _____.</p>				

WEDNESDAY ACTIVITY 2



READ

Read the  and  words from Wednesday Activity 1.



WRITE

Write the  words and  words in your dictionary.
Draw a picture of the word: **look**

THURSDAY ACTIVITY 1



LOOK & SAY

small

open

there

saw

things



SOUND OUT

crib

look

crab

book

crop

took

crack

shook



READ



Bohlale looks at the book. She looks at the small book. Will she open the book? Yes, Bohlale opens the book. She saw lots of things in the book. She saw lots of places in the book. Bohlale likes the book. She likes the small book.





THURSDAY ACTIVITY 2

	READ	Read the  and  words from Thursday Activity 1.
	WRITE	Draw a picture of your favourite part of the Big Book story.







FRIDAY ACTIVITY 1

	READ	Read all the  and  words again.
	READ	Read the story from Thursday Activity 1.






FRIDAY ACTIVITY 2

	READ	Read all the  and  words again.
	WRITE	Write the sentences in your book. Fix the mistakes. 1. will she open the book 2. yes, bohlale opens the book 3. she likes the small book





MONDAY ACTIVITY 1

	LOOK & SAY	small	open	there	saw	things
	SOUND OUT	chin	rich	chop	such	
		chip	much	chain		
	READ	I saw a man. I saw a rich man. I saw a rich man with a chain. The chain is not small. The chain is big. I saw a rich man with a big chain. Can you see the rich man with the big chain?				
	WRITE	Write the  and  words in your dictionary.				





MONDAY ACTIVITY 2

	READ	Read the  and  words from Monday Activity 1.
	READ	I see a bag. I see a bag of chips. I see a small bag of chips. I will open the bag. I will open the bag of chips. I will open the small bag of chips. I like chips. Do you like chips?
	WRITE	Draw a picture of the word: chips





TUESDAY ACTIVITY 1

	LOOK & SAY	small	open	there	saw	things
	SOUND OUT	crib	crab	crop	crack	
		crack	crop	crab	crib	
	READ	I saw a crab. I saw a small crab. I saw a small crab in the crack of a rock. I will grab the crab. I will grab the small crab. I will grab the small crab that I saw in the crack of the rock.				
	WRITE	Draw a picture of the word: crab				







TUESDAY ACTIVITY 2

	READ	Read the  and  words from Tuesday Activity 1.				
	WRITE	<p>1. What did I see? I saw a _____.</p> <p>2. Where did I see the small crab? I saw the small crab in the _____ of a _____.</p>				



WEDNESDAY ACTIVITY 1

	LOOK & SAY	small	open	there	saw	things
	SOUND OUT	look	book	took	shook	
		shook	took	book	look	
	READ	Look at that book. Look at that small book. I took the book. I took the small book. I took the small book to look at it. Is it good that I took the book? Is it good that I took the book to look at it?				
	WRITE	<p>1. Is the book big or small? The book is _____.</p> <p>2. What do I look at? I look at the small _____.</p>				

WEDNESDAY ACTIVITY 2

	READ	Read the  and  words from Wednesday Activity 1.
	WRITE	Write the  words and  words in your dictionary. Draw a picture of the word: look

THURSDAY ACTIVITY 1

	LOOK & SAY	small	open	there	saw	things
	SOUND OUT	crib	look	crab	book	
		crop	took	crack		shook

	READ	<div data-bbox="592 745 1262 1603" data-label="Image"> </div> <p data-bbox="368 1621 1476 1809">Bohlale looks at the book. She looks at the small book. Will she open the book? Yes, Bohlale opens the book. She saw lots of things in the book. She saw lots of places in the book. Bohlale likes the book. She likes the small book.</p>
--	-------------	--





THURSDAY ACTIVITY 2

	READ	Read the  and  words from Thursday Activity 1.
	WRITE	Draw a picture of your favourite part of the Big Book story.







FRIDAY ACTIVITY 1

	READ	Read all the  and  words again.
	READ	Read the story from Thursday Activity 1.






FRIDAY ACTIVITY 2

	READ	Read all the  and  words again.
	WRITE	Write the sentences in your book. Fix the mistakes. 1. will she open the book 2. yes, bohlale opens the book 3. she likes the small book





MONDAY ACTIVITY 1

	LOOK & SAY	small	open	there	saw	things
	SOUND OUT	chin	rich	chop	such	
		chip	much	chain		
	READ	I saw a man. I saw a rich man. I saw a rich man with a chain. The chain is not small. The chain is big. I saw a rich man with a big chain. Can you see the rich man with the big chain?				
	WRITE	Write the  and  words in your dictionary.				





MONDAY ACTIVITY 2

	READ	Read the  and  words from Monday Activity 1.
	READ	I see a bag. I see a bag of chips. I see a small bag of chips. I will open the bag. I will open the bag of chips. I will open the small bag of chips. I like chips. Do you like chips?
	WRITE	Draw a picture of the word: chips





TUESDAY ACTIVITY 1

	LOOK & SAY	small	open	there	saw	things
	SOUND OUT	crib	crab	crop	crack	
		crack	crop	crab	crib	
	READ	I saw a crab. I saw a small crab. I saw a small crab in the crack of a rock. I will grab the crab. I will grab the small crab. I will grab the small crab that I saw in the crack of the rock.				
	WRITE	Draw a picture of the word: crab				







TUESDAY ACTIVITY 2

	READ	Read the  and  words from Tuesday Activity 1.				
	WRITE	<p>1. What did I see? I saw a _____.</p> <p>2. Where did I see the small crab? I saw the small crab in the _____ of a _____.</p>				



WEDNESDAY ACTIVITY 1

	LOOK & SAY	small	open	there	saw	things
	SOUND OUT	look	book	took	shook	
		shook	took	book	look	
	READ	Look at that book. Look at that small book. I took the book. I took the small book. I took the small book to look at it. Is it good that I took the book? Is it good that I took the book to look at it?				
	WRITE	<p>1. Is the book big or small? The book is _____.</p> <p>2. What do I look at? I look at the small _____.</p>				

WEDNESDAY ACTIVITY 2

	READ	Read the  and  words from Wednesday Activity 1.
	WRITE	Write the  words and  words in your dictionary. Draw a picture of the word: look

THURSDAY ACTIVITY 1

	LOOK & SAY	small	open	there	saw	things
	SOUND OUT	crib	look	crab	book	
		crop	took	crack	shook	

	READ	<div data-bbox="590 739 1268 1601" data-label="Image"> </div> <p data-bbox="367 1612 1484 1814">Bohlale looks at the book. She looks at the small book. Will she open the book? Yes, Bohlale opens the book. She saw lots of things in the book. She saw lots of places in the book. Bohlale likes the book. She likes the small book.</p>
--	-------------	--





THURSDAY ACTIVITY 2

	READ	Read the  and  words from Thursday Activity 1.
	WRITE	Draw a picture of your favourite part of the Big Book story.







FRIDAY ACTIVITY 1

	READ	Read all the  and  words again.
	READ	Read the story from Thursday Activity 1.






FRIDAY ACTIVITY 2

	READ	Read all the  and  words again.
	WRITE	Write the sentences in your book. Fix the mistakes. 1. will she open the book 2. yes, bohlale opens the book 3. she likes the small book





MONDAY ACTIVITY 1

	LOOK & SAY	small	open	there	saw	things
	SOUND OUT	chin	rich	chop	such	
		chip	much	chain		
	READ	I saw a man. I saw a rich man. I saw a rich man with a chain. The chain is not small. The chain is big. I saw a rich man with a big chain. Can you see the rich man with the big chain?				
	WRITE	Write the  and  words in your dictionary.				





MONDAY ACTIVITY 2

	READ	Read the  and  words from Monday Activity 1.
	READ	I see a bag. I see a bag of chips. I see a small bag of chips. I will open the bag. I will open the bag of chips. I will open the small bag of chips. I like chips. Do you like chips?
	WRITE	Draw a picture of the word: chips





TUESDAY ACTIVITY 1

	LOOK & SAY	small	open	there	saw	things
	SOUND OUT	crib	crab	crop	crack	
		crack	crop	crab	crib	
	READ	I saw a crab. I saw a small crab. I saw a small crab in the crack of a rock. I will grab the crab. I will grab the small crab. I will grab the small crab that I saw in the crack of the rock.				
	WRITE	Draw a picture of the word: crab				







TUESDAY ACTIVITY 2

	READ	Read the  and  words from Tuesday Activity 1.				
	WRITE	<p>1. What did I see? I saw a _____.</p> <p>2. Where did I see the small crab? I saw the small crab in the _____ of a _____.</p>				



WEDNESDAY ACTIVITY 1

	LOOK & SAY	small	open	there	saw	things
	SOUND OUT	look	book	took	shook	
		shook	took	book	look	
	READ	Look at that book. Look at that small book. I took the book. I took the small book. I took the small book to look at it. Is it good that I took the book? Is it good that I took the book to look at it?				
	WRITE	<p>1. Is the book big or small? The book is _____.</p> <p>2. What do I look at? I look at the small _____.</p>				

WEDNESDAY ACTIVITY 2

	READ	Read the  and  words from Wednesday Activity 1.
	WRITE	Write the  words and  words in your dictionary. Draw a picture of the word: look

THURSDAY ACTIVITY 1

	LOOK & SAY	small	open	there	saw	things
	SOUND OUT	crib	look	crab	book	
		crop	took	crack		shook

	READ	<div data-bbox="590 739 1268 1601" data-label="Image"> </div> <p data-bbox="367 1612 1476 1814">Bohlale looks at the book. She looks at the small book. Will she open the book? Yes, Bohlale opens the book. She saw lots of things in the book. She saw lots of places in the book. Bohlale likes the book. She likes the small book.</p>
--	-------------	--





THURSDAY ACTIVITY 2

	READ	Read the  and  words from Thursday Activity 1.
	WRITE	Draw a picture of your favourite part of the Big Book story.







FRIDAY ACTIVITY 1

	READ	Read all the  and  words again.
	READ	Read the story from Thursday Activity 1.






FRIDAY ACTIVITY 2

	READ	Read all the  and  words again.
	WRITE	Write the sentences in your book. Fix the mistakes. 1. will she open the book 2. yes, bohlale opens the book 3. she likes the small book





MONDAY ACTIVITY 1

	LOOK & SAY	small	open	there	saw	things
	SOUND OUT	chin	rich	chop	such	
		chip	much	chain		
	READ	I saw a man. I saw a rich man. I saw a rich man with a chain. The chain is not small. The chain is big. I saw a rich man with a big chain. Can you see the rich man with the big chain?				
	WRITE	Write the  and  words in your dictionary.				





MONDAY ACTIVITY 2

	READ	Read the  and  words from Monday Activity 1.
	READ	I see a bag. I see a bag of chips. I see a small bag of chips. I will open the bag. I will open the bag of chips. I will open the small bag of chips. I like chips. Do you like chips?
	WRITE	Draw a picture of the word: chips





TUESDAY ACTIVITY 1

	LOOK & SAY	small	open	there	saw	things
	SOUND OUT	crib	crab	crop	crack	
		crack	crop	crab	crib	
	READ	I saw a crab. I saw a small crab. I saw a small crab in the crack of a rock. I will grab the crab. I will grab the small crab. I will grab the small crab that I saw in the crack of the rock.				
	WRITE	Draw a picture of the word: crab				







TUESDAY ACTIVITY 2

	READ	Read the  and  words from Tuesday Activity 1.				
	WRITE	<p>1. What did I see? I saw a _____.</p> <p>2. Where did I see the small crab? I saw the small crab in the _____ of a _____.</p>				



WEDNESDAY ACTIVITY 1

	LOOK & SAY	small	open	there	saw	things
	SOUND OUT	look	book	took	shook	
		shook	took	book	look	
	READ	Look at that book. Look at that small book. I took the book. I took the small book. I took the small book to look at it. Is it good that I took the book? Is it good that I took the book to look at it?				
	WRITE	<p>1. Is the book big or small? The book is _____.</p> <p>2. What do I look at? I look at the small _____.</p>				

WEDNESDAY ACTIVITY 2

	READ	Read the  and  words from Wednesday Activity 1.
	WRITE	Write the  words and  words in your dictionary. Draw a picture of the word: look

THURSDAY ACTIVITY 1

	LOOK & SAY	small	open	there	saw	things
	SOUND OUT	crib	look	crab	book	
		crop	took	crack	shook	

	READ	<div data-bbox="590 739 1268 1601" data-label="Image"> </div> <p data-bbox="367 1612 1476 1814">Bohlale looks at the book. She looks at the small book. Will she open the book? Yes, Bohlale opens the book. She saw lots of things in the book. She saw lots of places in the book. Bohlale likes the book. She likes the small book.</p>
--	-------------	--





THURSDAY ACTIVITY 2

	READ	Read the  and  words from Thursday Activity 1.
	WRITE	Draw a picture of your favourite part of the Big Book story.







FRIDAY ACTIVITY 1

	READ	Read all the  and  words again.
	READ	Read the story from Thursday Activity 1.






FRIDAY ACTIVITY 2

	READ	Read all the  and  words again.
	WRITE	Write the sentences in your book. Fix the mistakes. 1. will she open the book 2. yes, bohlale opens the book 3. she likes the small book





MONDAY ACTIVITY 1

	LOOK & SAY	small	open	there	saw	things
	SOUND OUT	chin	rich	chop	such	
		chip	much	chain		
	READ	I saw a man. I saw a rich man. I saw a rich man with a chain. The chain is not small. The chain is big. I saw a rich man with a big chain. Can you see the rich man with the big chain?				
	WRITE	Write the  and  words in your dictionary.				





MONDAY ACTIVITY 2

	READ	Read the  and  words from Monday Activity 1.
	READ	I see a bag. I see a bag of chips. I see a small bag of chips. I will open the bag. I will open the bag of chips. I will open the small bag of chips. I like chips. Do you like chips?
	WRITE	Draw a picture of the word: chips





TUESDAY ACTIVITY 1

	LOOK & SAY	small	open	there	saw	things
	SOUND OUT	crib	crab	crop	crack	
		crack	crop	crab	crib	
	READ	I saw a crab. I saw a small crab. I saw a small crab in the crack of a rock. I will grab the crab. I will grab the small crab. I will grab the small crab that I saw in the crack of the rock.				
	WRITE	Draw a picture of the word: crab				

TUESDAY ACTIVITY 2

	READ	Read the  and  words from Tuesday Activity 1.				
	WRITE	<p>1. What did I see? I saw a _____.</p> <p>2. Where did I see the small crab? I saw the small crab in the _____ of a _____.</p>				

WEDNESDAY ACTIVITY 1

	LOOK & SAY	small	open	there	saw	things
	SOUND OUT	look	book	took	shook	
		shook	took	book	look	
	READ	Look at that book. Look at that small book. I took the book. I took the small book. I took the small book to look at it. Is it good that I took the book? Is it good that I took the book to look at it?				
	WRITE	<p>1. Is the book big or small? The book is _____.</p> <p>2. What do I look at? I look at the small _____.</p>				

WEDNESDAY ACTIVITY 2



READ

Read the  and  words from Wednesday Activity 1.



WRITE

Write the  words and  words in your dictionary.
Draw a picture of the word: **look**

THURSDAY ACTIVITY 1



LOOK & SAY

small

open

there

saw

things



SOUND OUT

crib

look

crab

book

crop

took

crack

shook







READ







Bohlale looks at the book. She looks at the small book. Will she open the book? Yes, Bohlale opens the book. She saw lots of things in the book. She saw lots of places in the book. Bohlale likes the book. She likes the small book.





THURSDAY ACTIVITY 2

	READ	Read the  and  words from Thursday Activity 1.
	WRITE	Draw a picture of your favourite part of the Big Book story.







FRIDAY ACTIVITY 1

	READ	Read all the  and  words again.
	READ	Read the story from Thursday Activity 1.






FRIDAY ACTIVITY 2

	READ	Read all the  and  words again.
	WRITE	Write the sentences in your book. Fix the mistakes. 1. will she open the book 2. yes, bohlale opens the book 3. she likes the small book





MONDAY ACTIVITY 1

	LOOK & SAY	small	open	there	saw	things
	SOUND OUT	chin	rich	chop	such	
		chip	much	chain		
	READ	I saw a man. I saw a rich man. I saw a rich man with a chain. The chain is not small. The chain is big. I saw a rich man with a big chain. Can you see the rich man with the big chain?				
	WRITE	Write the  and  words in your dictionary.				





MONDAY ACTIVITY 2

	READ	Read the  and  words from Monday Activity 1.
	READ	I see a bag. I see a bag of chips. I see a small bag of chips. I will open the bag. I will open the bag of chips. I will open the small bag of chips. I like chips. Do you like chips?
	WRITE	Draw a picture of the word: chips





TUESDAY ACTIVITY 1

	LOOK & SAY	small	open	there	saw	things
	SOUND OUT	crib	crab	crop	crack	
		crack	crop	crab	crib	
	READ	I saw a crab. I saw a small crab. I saw a small crab in the crack of a rock. I will grab the crab. I will grab the small crab. I will grab the small crab that I saw in the crack of the rock.				
	WRITE	Draw a picture of the word: crab				

TUESDAY ACTIVITY 2

	READ	Read the  and  words from Tuesday Activity 1.				
	WRITE	<p>1. What did I see? I saw a _____.</p> <p>2. Where did I see the small crab? I saw the small crab in the _____ of a _____.</p>				

WEDNESDAY ACTIVITY 1

	LOOK & SAY	small	open	there	saw	things
	SOUND OUT	look	book	took	shook	
		shook	took	book	look	
	READ	Look at that book. Look at that small book. I took the book. I took the small book. I took the small book to look at it. Is it good that I took the book? Is it good that I took the book to look at it?				
	WRITE	<p>1. Is the book big or small? The book is _____.</p> <p>2. What do I look at? I look at the small _____.</p>				

WEDNESDAY ACTIVITY 2



READ

Read the  and  words from Wednesday Activity 1.



WRITE

Write the  words and  words in your dictionary.
Draw a picture of the word: **look**

THURSDAY ACTIVITY 1



LOOK & SAY

small

open

there

saw

things



SOUND OUT

crib

look

crab

book

crop

took

crack

shook



READ







Bohlale looks at the book. She looks at the small book. Will she open the book? Yes, Bohlale opens the book. She saw lots of things in the book. She saw lots of places in the book. Bohlale likes the book. She likes the small book.





THURSDAY ACTIVITY 2

	READ	Read the  and  words from Thursday Activity 1.
	WRITE	Draw a picture of your favourite part of the Big Book story.







FRIDAY ACTIVITY 1

	READ	Read all the  and  words again.
	READ	Read the story from Thursday Activity 1.






FRIDAY ACTIVITY 2

	READ	Read all the  and  words again.
	WRITE	Write the sentences in your book. Fix the mistakes. 1. will she open the book 2. yes, bohlale opens the book 3. she likes the small book





MONDAY ACTIVITY 1

	LOOK & SAY	small	open	there	saw	things
	SOUND OUT	chin	rich	chop	such	
		chip	much	chain		
	READ	I saw a man. I saw a rich man. I saw a rich man with a chain. The chain is not small. The chain is big. I saw a rich man with a big chain. Can you see the rich man with the big chain?				
	WRITE	Write the  and  words in your dictionary.				





MONDAY ACTIVITY 2

	READ	Read the  and  words from Monday Activity 1.
	READ	I see a bag. I see a bag of chips. I see a small bag of chips. I will open the bag. I will open the bag of chips. I will open the small bag of chips. I like chips. Do you like chips?
	WRITE	Draw a picture of the word: chips





TUESDAY ACTIVITY 1

	LOOK & SAY	small	open	there	saw	things
	SOUND OUT	crib	crab	crop	crack	
		crack	crop	crab	crib	
	READ	I saw a crab. I saw a small crab. I saw a small crab in the crack of a rock. I will grab the crab. I will grab the small crab. I will grab the small crab that I saw in the crack of the rock.				
	WRITE	Draw a picture of the word: crab				







TUESDAY ACTIVITY 2

	READ	Read the  and  words from Tuesday Activity 1.				
	WRITE	<p>1. What did I see? I saw a _____.</p> <p>2. Where did I see the small crab? I saw the small crab in the _____ of a _____.</p>				



WEDNESDAY ACTIVITY 1

	LOOK & SAY	small	open	there	saw	things
	SOUND OUT	look	book	took	shook	
		shook	took	book	look	
	READ	Look at that book. Look at that small book. I took the book. I took the small book. I took the small book to look at it. Is it good that I took the book? Is it good that I took the book to look at it?				
	WRITE	<p>1. Is the book big or small? The book is _____.</p> <p>2. What do I look at? I look at the small _____.</p>				

WEDNESDAY ACTIVITY 2

	READ	Read the  and  words from Wednesday Activity 1.
	WRITE	Write the  words and  words in your dictionary. Draw a picture of the word: look

THURSDAY ACTIVITY 1

	LOOK & SAY	small	open	there	saw	things
	SOUND OUT	crib	look	crab	book	
		crop	took	crack		shook

	READ	<div data-bbox="590 739 1268 1601" data-label="Image"> </div> <p data-bbox="367 1612 1476 1814">Bohlale looks at the book. She looks at the small book. Will she open the book? Yes, Bohlale opens the book. She saw lots of things in the book. She saw lots of places in the book. Bohlale likes the book. She likes the small book.</p>
--	-------------	--





THURSDAY ACTIVITY 2

	READ	Read the  and  words from Thursday Activity 1.
	WRITE	Draw a picture of your favourite part of the Big Book story.







FRIDAY ACTIVITY 1

	READ	Read all the  and  words again.
	READ	Read the story from Thursday Activity 1.






FRIDAY ACTIVITY 2

	READ	Read all the  and  words again.
	WRITE	Write the sentences in your book. Fix the mistakes. 1. will she open the book 2. yes, bohlale opens the book 3. she likes the small book





MONDAY ACTIVITY 1

	LOOK & SAY	small	open	there	saw	things
	SOUND OUT	chin	rich	chop	such	
		chip	much	chain		
	READ	I saw a man. I saw a rich man. I saw a rich man with a chain. The chain is not small. The chain is big. I saw a rich man with a big chain. Can you see the rich man with the big chain?				
	WRITE	Write the  and  words in your dictionary.				





MONDAY ACTIVITY 2

	READ	Read the  and  words from Monday Activity 1.
	READ	I see a bag. I see a bag of chips. I see a small bag of chips. I will open the bag. I will open the bag of chips. I will open the small bag of chips. I like chips. Do you like chips?
	WRITE	Draw a picture of the word: chips





TUESDAY ACTIVITY 1

	LOOK & SAY	small	open	there	saw	things
	SOUND OUT	crib	crab	crop	crack	
		crack	crop	crab	crib	
	READ	I saw a crab. I saw a small crab. I saw a small crab in the crack of a rock. I will grab the crab. I will grab the small crab. I will grab the small crab that I saw in the crack of the rock.				
	WRITE	Draw a picture of the word: crab				

TUESDAY ACTIVITY 2

	READ	Read the  and  words from Tuesday Activity 1.				
	WRITE	<p>1. What did I see? I saw a _____.</p> <p>2. Where did I see the small crab? I saw the small crab in the _____ of a _____.</p>				

WEDNESDAY ACTIVITY 1

	LOOK & SAY	small	open	there	saw	things
	SOUND OUT	look	book	took	shook	
		shook	took	book	look	
	READ	Look at that book. Look at that small book. I took the book. I took the small book. I took the small book to look at it. Is it good that I took the book? Is it good that I took the book to look at it?				
	WRITE	<p>1. Is the book big or small? The book is _____.</p> <p>2. What do I look at? I look at the small _____.</p>				

WEDNESDAY ACTIVITY 2



READ

Read the  and  words from Wednesday Activity 1.



WRITE

Write the  words and  words in your dictionary.
Draw a picture of the word: **look**

THURSDAY ACTIVITY 1



LOOK & SAY

small

open

there

saw

things



SOUND OUT

crib

look

crab

book

crop

took

crack

shook



READ



Bohlale looks at the book. She looks at the small book. Will she open the book? Yes, Bohlale opens the book. She saw lots of things in the book. She saw lots of places in the book. Bohlale likes the book. She likes the small book.





THURSDAY ACTIVITY 2

	READ	Read the  and  words from Thursday Activity 1.
	WRITE	Draw a picture of your favourite part of the Big Book story.







FRIDAY ACTIVITY 1

	READ	Read all the  and  words again.
	READ	Read the story from Thursday Activity 1.






FRIDAY ACTIVITY 2

	READ	Read all the  and  words again.
	WRITE	Write the sentences in your book. Fix the mistakes. 1. will she open the book 2. yes, bohlale opens the book 3. she likes the small book





MONDAY ACTIVITY 1

	LOOK & SAY	small	open	there	saw	things
	SOUND OUT	chin	rich	chop	such	
		chip	much	chain		
	READ	I saw a man. I saw a rich man. I saw a rich man with a chain. The chain is not small. The chain is big. I saw a rich man with a big chain. Can you see the rich man with the big chain?				
	WRITE	Write the  and  words in your dictionary.				





MONDAY ACTIVITY 2

	READ	Read the  and  words from Monday Activity 1.
	READ	I see a bag. I see a bag of chips. I see a small bag of chips. I will open the bag. I will open the bag of chips. I will open the small bag of chips. I like chips. Do you like chips?
	WRITE	Draw a picture of the word: chips





TUESDAY ACTIVITY 1

	LOOK & SAY	small	open	there	saw	things
	SOUND OUT	crib	crab	crop	crack	
		crack	crop	crab	crib	
	READ	I saw a crab. I saw a small crab. I saw a small crab in the crack of a rock. I will grab the crab. I will grab the small crab. I will grab the small crab that I saw in the crack of the rock.				
	WRITE	Draw a picture of the word: crab				

TUESDAY ACTIVITY 2

	READ	Read the  and  words from Tuesday Activity 1.				
	WRITE	<p>1. What did I see? I saw a _____.</p> <p>2. Where did I see the small crab? I saw the small crab in the _____ of a _____.</p>				

WEDNESDAY ACTIVITY 1

	LOOK & SAY	small	open	there	saw	things
	SOUND OUT	look	book	took	shook	
		shook	took	book	look	
	READ	Look at that book. Look at that small book. I took the book. I took the small book. I took the small book to look at it. Is it good that I took the book? Is it good that I took the book to look at it?				
	WRITE	<p>1. Is the book big or small? The book is _____.</p> <p>2. What do I look at? I look at the small _____.</p>				

WEDNESDAY ACTIVITY 2



READ

Read the  and  words from Wednesday Activity 1.



WRITE

Write the  words and  words in your dictionary.
Draw a picture of the word: **look**

THURSDAY ACTIVITY 1



LOOK & SAY

small

open

there

saw

things



SOUND OUT

crib

look

crab

book

crop

took

crack

shook



READ



Bohlale looks at the book. She looks at the small book. Will she open the book? Yes, Bohlale opens the book. She saw lots of things in the book. She saw lots of places in the book. Bohlale likes the book. She likes the small book.





THURSDAY ACTIVITY 2

	READ	Read the  and  words from Thursday Activity 1.
	WRITE	Draw a picture of your favourite part of the Big Book story.







FRIDAY ACTIVITY 1

	READ	Read all the  and  words again.
	READ	Read the story from Thursday Activity 1.






FRIDAY ACTIVITY 2

	READ	Read all the  and  words again.
	WRITE	Write the sentences in your book. Fix the mistakes. 1. will she open the book 2. yes, bohlale opens the book 3. she likes the small book





MONDAY ACTIVITY 1

	LOOK & SAY	small	open	there	saw	things
	SOUND OUT	chin	rich	chop	such	
		chip	much	chain		
	READ	I saw a man. I saw a rich man. I saw a rich man with a chain. The chain is not small. The chain is big. I saw a rich man with a big chain. Can you see the rich man with the big chain?				
	WRITE	Write the  and  words in your dictionary.				





MONDAY ACTIVITY 2

	READ	Read the  and  words from Monday Activity 1.
	READ	I see a bag. I see a bag of chips. I see a small bag of chips. I will open the bag. I will open the bag of chips. I will open the small bag of chips. I like chips. Do you like chips?
	WRITE	Draw a picture of the word: chips





TUESDAY ACTIVITY 1

	LOOK & SAY	small	open	there	saw	things
	SOUND OUT	crib	crab	crop	crack	
		crack	crop	crab	crib	
	READ	I saw a crab. I saw a small crab. I saw a small crab in the crack of a rock. I will grab the crab. I will grab the small crab. I will grab the small crab that I saw in the crack of the rock.				
	WRITE	Draw a picture of the word: crab				







TUESDAY ACTIVITY 2

	READ	Read the  and  words from Tuesday Activity 1.				
	WRITE	<p>1. What did I see? I saw a _____.</p> <p>2. Where did I see the small crab? I saw the small crab in the _____ of a _____.</p>				



WEDNESDAY ACTIVITY 1

	LOOK & SAY	small	open	there	saw	things
	SOUND OUT	look	book	took	shook	
		shook	took	book	look	
	READ	Look at that book. Look at that small book. I took the book. I took the small book. I took the small book to look at it. Is it good that I took the book? Is it good that I took the book to look at it?				
	WRITE	<p>1. Is the book big or small? The book is _____.</p> <p>2. What do I look at? I look at the small _____.</p>				

WEDNESDAY ACTIVITY 2

	READ	Read the  and  words from Wednesday Activity 1.
	WRITE	Write the  words and  words in your dictionary. Draw a picture of the word: look

THURSDAY ACTIVITY 1

	LOOK & SAY	small	open	there	saw	things
	SOUND OUT	crib	look	crab	book	
		crop	took	crack	shook	

	READ	<div data-bbox="590 739 1268 1601" data-label="Image"> </div> <p data-bbox="367 1612 1476 1814">Bohlale looks at the book. She looks at the small book. Will she open the book? Yes, Bohlale opens the book. She saw lots of things in the book. She saw lots of places in the book. Bohlale likes the book. She likes the small book.</p>
--	-------------	--





THURSDAY ACTIVITY 2

	READ	Read the  and  words from Thursday Activity 1.
	WRITE	Draw a picture of your favourite part of the Big Book story.







FRIDAY ACTIVITY 1

	READ	Read all the  and  words again.
	READ	Read the story from Thursday Activity 1.






FRIDAY ACTIVITY 2

	READ	Read all the  and  words again.
	WRITE	Write the sentences in your book. Fix the mistakes. 1. will she open the book 2. yes, bohlale opens the book 3. she likes the small book





MONDAY ACTIVITY 1

	LOOK & SAY	small	open	there	saw	things
	SOUND OUT	chin	rich	chop	such	
		chip	much	chain		
	READ	I saw a man. I saw a rich man. I saw a rich man with a chain. The chain is not small. The chain is big. I saw a rich man with a big chain. Can you see the rich man with the big chain?				
	WRITE	Write the  and  words in your dictionary.				





MONDAY ACTIVITY 2

	READ	Read the  and  words from Monday Activity 1.
	READ	I see a bag. I see a bag of chips. I see a small bag of chips. I will open the bag. I will open the bag of chips. I will open the small bag of chips. I like chips. Do you like chips?
	WRITE	Draw a picture of the word: chips





TUESDAY ACTIVITY 1

	LOOK & SAY	small	open	there	saw	things
	SOUND OUT	crib	crab	crop	crack	
		crack	crop	crab	crib	
	READ	I saw a crab. I saw a small crab. I saw a small crab in the crack of a rock. I will grab the crab. I will grab the small crab. I will grab the small crab that I saw in the crack of the rock.				
	WRITE	Draw a picture of the word: crab				







TUESDAY ACTIVITY 2

	READ	Read the  and  words from Tuesday Activity 1.				
	WRITE	<p>1. What did I see? I saw a _____.</p> <p>2. Where did I see the small crab? I saw the small crab in the _____ of a _____.</p>				



WEDNESDAY ACTIVITY 1


	LOOK & SAY	small	open	there	saw	things
	SOUND OUT	look	book	took	shook	
		shook	took	book	look	
	READ	Look at that book. Look at that small book. I took the book. I took the small book. I took the small book to look at it. Is it good that I took the book? Is it good that I took the book to look at it?				
	WRITE	<p>1. Is the book big or small? The book is _____.</p> <p>2. What do I look at? I look at the small _____.</p>				

WEDNESDAY ACTIVITY 2





	READ	Read the  and  words from Wednesday Activity 1.
	WRITE	Write the  words and  words in your dictionary. Draw a picture of the word: look

THURSDAY ACTIVITY 1





	LOOK & SAY	small	open	there	saw	things
	SOUND OUT	crib	look	crab	book	
		crop	took	crack		shook

	READ	<div data-bbox="590 739 1268 1601" data-label="Image">  </div> <p data-bbox="367 1612 1476 1814">Bohlale looks at the book. She looks at the small book. Will she open the book? Yes, Bohlale opens the book. She saw lots of things in the book. She saw lots of places in the book. Bohlale likes the book. She likes the small book.</p>
--	-------------	--





THURSDAY ACTIVITY 2

	READ	Read the  and  words from Thursday Activity 1.
	WRITE	Draw a picture of your favourite part of the Big Book story.







FRIDAY ACTIVITY 1

	READ	Read all the  and  words again.
	READ	Read the story from Thursday Activity 1.






FRIDAY ACTIVITY 2

	READ	Read all the  and  words again.
	WRITE	Write the sentences in your book. Fix the mistakes. 1. will she open the book 2. yes, bohlale opens the book 3. she likes the small book





MONDAY ACTIVITY 1

	LOOK & SAY	small	open	there	saw	things
	SOUND OUT	chin	rich	chop	such	
		chip	much	chain		
	READ	I saw a man. I saw a rich man. I saw a rich man with a chain. The chain is not small. The chain is big. I saw a rich man with a big chain. Can you see the rich man with the big chain?				
	WRITE	Write the  and  words in your dictionary.				





MONDAY ACTIVITY 2

	READ	Read the  and  words from Monday Activity 1.
	READ	I see a bag. I see a bag of chips. I see a small bag of chips. I will open the bag. I will open the bag of chips. I will open the small bag of chips. I like chips. Do you like chips?
	WRITE	Draw a picture of the word: chips





TUESDAY ACTIVITY 1

	LOOK & SAY	small	open	there	saw	things
	SOUND OUT	crib	crab	crop	crack	
		crack	crop	crab	crib	
	READ	I saw a crab. I saw a small crab. I saw a small crab in the crack of a rock. I will grab the crab. I will grab the small crab. I will grab the small crab that I saw in the crack of the rock.				
	WRITE	Draw a picture of the word: crab				

TUESDAY ACTIVITY 2

	READ	Read the  and  words from Tuesday Activity 1.				
	WRITE	<p>1. What did I see? I saw a _____.</p> <p>2. Where did I see the small crab? I saw the small crab in the _____ of a _____.</p>				

WEDNESDAY ACTIVITY 1

	LOOK & SAY	small	open	there	saw	things
	SOUND OUT	look	book	took	shook	
		shook	took	book	look	
	READ	Look at that book. Look at that small book. I took the book. I took the small book. I took the small book to look at it. Is it good that I took the book? Is it good that I took the book to look at it?				
	WRITE	<p>1. Is the book big or small? The book is _____.</p> <p>2. What do I look at? I look at the small _____.</p>				

WEDNESDAY ACTIVITY 2



READ

Read the  and  words from Wednesday Activity 1.



WRITE

Write the  words and  words in your dictionary.
Draw a picture of the word: **look**

THURSDAY ACTIVITY 1



LOOK & SAY

small

open

there

saw

things



SOUND OUT

crib

look

crab

book

crop

took

crack

shook



READ







Bohlale looks at the book. She looks at the small book. Will she open the book? Yes, Bohlale opens the book. She saw lots of things in the book. She saw lots of places in the book. Bohlale likes the book. She likes the small book.





THURSDAY ACTIVITY 2

	READ	Read the  and  words from Thursday Activity 1.
	WRITE	Draw a picture of your favourite part of the Big Book story.







FRIDAY ACTIVITY 1

	READ	Read all the  and  words again.
	READ	Read the story from Thursday Activity 1.






FRIDAY ACTIVITY 2

	READ	Read all the  and  words again.
	WRITE	Write the sentences in your book. Fix the mistakes. 1. will she open the book 2. yes, bohlale opens the book 3. she likes the small book





MONDAY ACTIVITY 1

	LOOK & SAY	small	open	there	saw	things
	SOUND OUT	chin	rich	chop	such	
		chip	much	chain		
	READ	I saw a man. I saw a rich man. I saw a rich man with a chain. The chain is not small. The chain is big. I saw a rich man with a big chain. Can you see the rich man with the big chain?				
	WRITE	Write the  and  words in your dictionary.				





MONDAY ACTIVITY 2

	READ	Read the  and  words from Monday Activity 1.
	READ	I see a bag. I see a bag of chips. I see a small bag of chips. I will open the bag. I will open the bag of chips. I will open the small bag of chips. I like chips. Do you like chips?
	WRITE	Draw a picture of the word: chips





TUESDAY ACTIVITY 1

	LOOK & SAY	small	open	there	saw	things
	SOUND OUT	crib	crab	crop	crack	
		crack	crop	crab	crib	
	READ	I saw a crab. I saw a small crab. I saw a small crab in the crack of a rock. I will grab the crab. I will grab the small crab. I will grab the small crab that I saw in the crack of the rock.				
	WRITE	Draw a picture of the word: crab				







TUESDAY ACTIVITY 2

	READ	Read the  and  words from Tuesday Activity 1.				
	WRITE	<p>1. What did I see? I saw a _____.</p> <p>2. Where did I see the small crab? I saw the small crab in the _____ of a _____.</p>				



WEDNESDAY ACTIVITY 1

	LOOK & SAY	small	open	there	saw	things
	SOUND OUT	look	book	took	shook	
		shook	took	book	look	
	READ	Look at that book. Look at that small book. I took the book. I took the small book. I took the small book to look at it. Is it good that I took the book? Is it good that I took the book to look at it?				
	WRITE	<p>1. Is the book big or small? The book is _____.</p> <p>2. What do I look at? I look at the small _____.</p>				

WEDNESDAY ACTIVITY 2





	READ	Read the  and  words from Wednesday Activity 1.
	WRITE	Write the  words and  words in your dictionary. Draw a picture of the word: look

THURSDAY ACTIVITY 1





	LOOK & SAY	small	open	there	saw	things
	SOUND OUT	crib	look	crab	book	
		crop	took	crack	shook	

	READ	<div data-bbox="590 739 1268 1601" data-label="Image"> </div> <p data-bbox="367 1612 1484 1814">Bohlale looks at the book. She looks at the small book. Will she open the book? Yes, Bohlale opens the book. She saw lots of things in the book. She saw lots of places in the book. Bohlale likes the book. She likes the small book.</p>
--	-------------	--





THURSDAY ACTIVITY 2

	READ	Read the  and  words from Thursday Activity 1.
	WRITE	Draw a picture of your favourite part of the Big Book story.







FRIDAY ACTIVITY 1

	READ	Read all the  and  words again.
	READ	Read the story from Thursday Activity 1.






FRIDAY ACTIVITY 2

	READ	Read all the  and  words again.
	WRITE	Write the sentences in your book. Fix the mistakes. 1. will she open the book 2. yes, bohlale opens the book 3. she likes the small book





MONDAY ACTIVITY 1

	LOOK & SAY	small	open	there	saw	things
	SOUND OUT	chin	rich	chop	such	
		chip	much	chain		
	READ	I saw a man. I saw a rich man. I saw a rich man with a chain. The chain is not small. The chain is big. I saw a rich man with a big chain. Can you see the rich man with the big chain?				
	WRITE	Write the  and  words in your dictionary.				





MONDAY ACTIVITY 2

	READ	Read the  and  words from Monday Activity 1.
	READ	I see a bag. I see a bag of chips. I see a small bag of chips. I will open the bag. I will open the bag of chips. I will open the small bag of chips. I like chips. Do you like chips?
	WRITE	Draw a picture of the word: chips





TUESDAY ACTIVITY 1

	LOOK & SAY	small	open	there	saw	things
	SOUND OUT	crib	crab	crop	crack	
		crack	crop	crab	crib	
	READ	I saw a crab. I saw a small crab. I saw a small crab in the crack of a rock. I will grab the crab. I will grab the small crab. I will grab the small crab that I saw in the crack of the rock.				
	WRITE	Draw a picture of the word: crab				







TUESDAY ACTIVITY 2

	READ	Read the  and  words from Tuesday Activity 1.				
	WRITE	<p>1. What did I see? I saw a _____.</p> <p>2. Where did I see the small crab? I saw the small crab in the _____ of a _____.</p>				



WEDNESDAY ACTIVITY 1

	LOOK & SAY	small	open	there	saw	things
	SOUND OUT	look	book	took	shook	
		shook	took	book	look	
	READ	Look at that book. Look at that small book. I took the book. I took the small book. I took the small book to look at it. Is it good that I took the book? Is it good that I took the book to look at it?				
	WRITE	<p>1. Is the book big or small? The book is _____.</p> <p>2. What do I look at? I look at the small _____.</p>				

WEDNESDAY ACTIVITY 2

	READ	Read the  and  words from Wednesday Activity 1.
	WRITE	Write the  words and  words in your dictionary. Draw a picture of the word: look

THURSDAY ACTIVITY 1





	LOOK & SAY	small	open	there	saw	things
	SOUND OUT	crib	look	crab	book	
		crop	took	crack	shook	

	READ	<div data-bbox="590 739 1268 1601" data-label="Image"> </div> <p data-bbox="367 1612 1476 1814">Bohlale looks at the book. She looks at the small book. Will she open the book? Yes, Bohlale opens the book. She saw lots of things in the book. She saw lots of places in the book. Bohlale likes the book. She likes the small book.</p>
--	-------------	--





THURSDAY ACTIVITY 2

	READ	Read the  and  words from Thursday Activity 1.
	WRITE	Draw a picture of your favourite part of the Big Book story.







FRIDAY ACTIVITY 1

	READ	Read all the  and  words again.
	READ	Read the story from Thursday Activity 1.






FRIDAY ACTIVITY 2

	READ	Read all the  and  words again.
	WRITE	Write the sentences in your book. Fix the mistakes. 1. will she open the book 2. yes, bohlale opens the book 3. she likes the small book





MONDAY ACTIVITY 1

	LOOK & SAY	small	open	there	saw	things
	SOUND OUT	chin	rich	chop	such	
		chip	much	chain		
	READ	I saw a man. I saw a rich man. I saw a rich man with a chain. The chain is not small. The chain is big. I saw a rich man with a big chain. Can you see the rich man with the big chain?				
	WRITE	Write the  and  words in your dictionary.				





MONDAY ACTIVITY 2

	READ	Read the  and  words from Monday Activity 1.
	READ	I see a bag. I see a bag of chips. I see a small bag of chips. I will open the bag. I will open the bag of chips. I will open the small bag of chips. I like chips. Do you like chips?
	WRITE	Draw a picture of the word: chips





TUESDAY ACTIVITY 1

	LOOK & SAY	small	open	there	saw	things
	SOUND OUT	crib	crab	crop	crack	
		crack	crop	crab	crib	
	READ	I saw a crab. I saw a small crab. I saw a small crab in the crack of a rock. I will grab the crab. I will grab the small crab. I will grab the small crab that I saw in the crack of the rock.				
	WRITE	Draw a picture of the word: crab				







TUESDAY ACTIVITY 2

	READ	Read the  and  words from Tuesday Activity 1.				
	WRITE	<p>1. What did I see? I saw a _____.</p> <p>2. Where did I see the small crab? I saw the small crab in the _____ of a _____.</p>				



WEDNESDAY ACTIVITY 1

	LOOK & SAY	small	open	there	saw	things
	SOUND OUT	look	book	took	shook	
		shook	took	book	look	
	READ	Look at that book. Look at that small book. I took the book. I took the small book. I took the small book to look at it. Is it good that I took the book? Is it good that I took the book to look at it?				
	WRITE	<p>1. Is the book big or small? The book is _____.</p> <p>2. What do I look at? I look at the small _____.</p>				

WEDNESDAY ACTIVITY 2

	READ	Read the  and  words from Wednesday Activity 1.
	WRITE	Write the  words and  words in your dictionary. Draw a picture of the word: look

THURSDAY ACTIVITY 1

	LOOK & SAY	small	open	there	saw	things
	SOUND OUT	crib	look	crab	book	
		crop	took	crack	shook	

	READ	<div data-bbox="590 739 1268 1601" data-label="Image"> </div> <p data-bbox="367 1612 1476 1814">Bohlale looks at the book. She looks at the small book. Will she open the book? Yes, Bohlale opens the book. She saw lots of things in the book. She saw lots of places in the book. Bohlale likes the book. She likes the small book.</p>
--	-------------	--





THURSDAY ACTIVITY 2

	READ	Read the  and  words from Thursday Activity 1.
	WRITE	Draw a picture of your favourite part of the Big Book story.







FRIDAY ACTIVITY 1

	READ	Read all the  and  words again.
	READ	Read the story from Thursday Activity 1.






FRIDAY ACTIVITY 2

	READ	Read all the  and  words again.
	WRITE	Write the sentences in your book. Fix the mistakes. 1. will she open the book 2. yes, bohlale opens the book 3. she likes the small book





MONDAY ACTIVITY 1

	LOOK & SAY	small	open	there	saw	things
	SOUND OUT	chin	rich	chop	such	
		chip	much	chain		
	READ	I saw a man. I saw a rich man. I saw a rich man with a chain. The chain is not small. The chain is big. I saw a rich man with a big chain. Can you see the rich man with the big chain?				
	WRITE	Write the  and  words in your dictionary.				





MONDAY ACTIVITY 2

	READ	Read the  and  words from Monday Activity 1.
	READ	I see a bag. I see a bag of chips. I see a small bag of chips. I will open the bag. I will open the bag of chips. I will open the small bag of chips. I like chips. Do you like chips?
	WRITE	Draw a picture of the word: chips





TUESDAY ACTIVITY 1

	LOOK & SAY	small	open	there	saw	things
	SOUND OUT	crib	crab	crop	crack	
		crack	crop	crab	crib	
	READ	I saw a crab. I saw a small crab. I saw a small crab in the crack of a rock. I will grab the crab. I will grab the small crab. I will grab the small crab that I saw in the crack of the rock.				
	WRITE	Draw a picture of the word: crab				







TUESDAY ACTIVITY 2

	READ	Read the  and  words from Tuesday Activity 1.				
	WRITE	<p>1. What did I see? I saw a _____.</p> <p>2. Where did I see the small crab? I saw the small crab in the _____ of a _____.</p>				



WEDNESDAY ACTIVITY 1

	LOOK & SAY	small	open	there	saw	things
	SOUND OUT	look	book	took	shook	
		shook	took	book	look	
	READ	Look at that book. Look at that small book. I took the book. I took the small book. I took the small book to look at it. Is it good that I took the book? Is it good that I took the book to look at it?				
	WRITE	<p>1. Is the book big or small? The book is _____.</p> <p>2. What do I look at? I look at the small _____.</p>				

WEDNESDAY ACTIVITY 2

	READ	Read the  and  words from Wednesday Activity 1.
	WRITE	Write the  words and  words in your dictionary. Draw a picture of the word: look

THURSDAY ACTIVITY 1





	LOOK & SAY	small	open	there	saw	things
	SOUND OUT	crib	look	crab	book	
		crop	took	crack		shook

	READ	<div data-bbox="590 739 1268 1601" data-label="Image">  </div> <p data-bbox="367 1612 1476 1814">Bohlale looks at the book. She looks at the small book. Will she open the book? Yes, Bohlale opens the book. She saw lots of things in the book. She saw lots of places in the book. Bohlale likes the book. She likes the small book.</p>
--	-------------	--





THURSDAY ACTIVITY 2

	READ	Read the  and  words from Thursday Activity 1.
	WRITE	Draw a picture of your favourite part of the Big Book story.







FRIDAY ACTIVITY 1

	READ	Read all the  and  words again.
	READ	Read the story from Thursday Activity 1.






FRIDAY ACTIVITY 2

	READ	Read all the  and  words again.
	WRITE	Write the sentences in your book. Fix the mistakes. 1. will she open the book 2. yes, bohlale opens the book 3. she likes the small book





MONDAY ACTIVITY 1

	LOOK & SAY	could	sounds	learn	why	scared
	SOUND OUT	crib	look	crab	book	
		crop	took	crack	shook	
	READ	I took a look. I took a look at the crab. I took a look at the crab on the book. I shook the book. I shook that book that the crab was on. The crab is now not on the book.				
	WRITE	Write the  and  words in your dictionary.				





MONDAY ACTIVITY 2

	READ	Read the  and  words from Monday Activity 1.
	READ	Why are you scared? Why are you scared of the crab? The crab is small. Why are you scared of the small crab? Look at the crab. Look at the small crab. He is scared of you! The small crab is scared of you.
	WRITE	Draw a picture of the word: scared





TUESDAY ACTIVITY 1

	LOOK & SAY	could	sounds	learn	why	scared
	SOUND OUT	ring	song	wing	long	
		long	wing	song	ring	
	READ	I could sing. I could sing a song. I could sing a long song. Would you like to sing? Would you like to sing a song? Would you like to sing a long song? Would you like to sing a long song with me?				
	WRITE	1. What could I do? I could _____. 2. What could I sing? I could sing a _____.				

TUESDAY ACTIVITY 2

	READ	Read the  and  words from Tuesday Activity 1.
	WRITE	Draw a picture of the word: wing

WEDNESDAY ACTIVITY 1

	LOOK & SAY	could	sounds	learn	why	scared
	SOUND OUT	car	far	tar	star	
		star	tar	far	car	
	READ	Look at that car. Look at that car on the tar road. The car is red. Can you see the red car? Can you see the red car on the tar road? Why is the car on the tar road? Why is the red car on the tar road?				
	WRITE	1. Where is the car? The car is on the _____. 2. Is the car red or green? The car is _____.				

WEDNESDAY ACTIVITY 2



READ

Read the  and  words from Wednesday Activity 1.



WRITE

Write the  words and  words in your dictionary.
Draw a picture of the word: **car**

THURSDAY ACTIVITY 1



LOOK & SAY

could

sounds

learn

why

scared



SOUND OUT

ring

car

song

far

wing

tar

long

tar




READ



Mogau could not read. Mogau wants to learn. He wants to learn to read. He needs to learn his sounds. He is scared. Why is Mogau scared? He is scared that he will not learn his sounds. He is scared that he will not learn to read.





THURSDAY ACTIVITY 2

	READ	Read the  and  words from Thursday Activity 1.
	WRITE	Draw a picture of your favourite part of the Big Book story.







FRIDAY ACTIVITY 1

	READ	Read all the  and  words again.
	READ	Read the story from Thursday Activity 1.






FRIDAY ACTIVITY 2

	READ	Read all the  and  words again.
	WRITE	Write the sentences in your book. Fix the mistakes. 1. mogau could not read 2. mogau wants to learn 3. why is mogau scared





MONDAY ACTIVITY 1

	LOOK & SAY	could	sounds	learn	why	scared
	SOUND OUT	crib	look	crab	book	
		crop	took	crack	shook	
	READ	I took a look. I took a look at the crab. I took a look at the crab on the book. I shook the book. I shook that book that the crab was on. The crab is now not on the book.				
	WRITE	Write the  and  words in your dictionary.				





MONDAY ACTIVITY 2

	READ	Read the  and  words from Monday Activity 1.
	READ	Why are you scared? Why are you scared of the crab? The crab is small. Why are you scared of the small crab? Look at the crab. Look at the small crab. He is scared of you! The small crab is scared of you.
	WRITE	Draw a picture of the word: scared





TUESDAY ACTIVITY 1

	LOOK & SAY	could	sounds	learn	why	scared
	SOUND OUT	ring	song	wing	long	
		long	wing	song	ring	
	READ	I could sing. I could sing a song. I could sing a long song. Would you like to sing? Would you like to sing a song? Would you like to sing a long song? Would you like to sing a long song with me?				
	WRITE	1. What could I do? I could _____. 2. What could I sing? I could sing a _____.				

TUESDAY ACTIVITY 2

	READ	Read the  and  words from Tuesday Activity 1.
	WRITE	Draw a picture of the word: wing

WEDNESDAY ACTIVITY 1

	LOOK & SAY	could	sounds	learn	why	scared
	SOUND OUT	car	far	tar	star	
		star	tar	far	car	
	READ	Look at that car. Look at that car on the tar road. The car is red. Can you see the red car? Can you see the red car on the tar road? Why is the car on the tar road? Why is the red car on the tar road?				
	WRITE	1. Where is the car? The car is on the _____. 2. Is the car red or green? The car is _____.				

WEDNESDAY ACTIVITY 2



READ

Read the  and  words from Wednesday Activity 1.



WRITE

Write the  words and  words in your dictionary.
Draw a picture of the word: car

THURSDAY ACTIVITY 1



LOOK & SAY

could

sounds

learn

why

scared



SOUND OUT

ring

car

song

far

wing

tar

long

tar







READ







Mogau could not read. Mogau wants to learn. He wants to learn to read. He needs to learn his sounds. He is scared. Why is Mogau scared? He is scared that he will not learn his sounds. He is scared that he will not learn to read.





THURSDAY ACTIVITY 2

	READ	Read the  and  words from Thursday Activity 1.
	WRITE	Draw a picture of your favourite part of the Big Book story.







FRIDAY ACTIVITY 1

	READ	Read all the  and  words again.
	READ	Read the story from Thursday Activity 1.






FRIDAY ACTIVITY 2

	READ	Read all the  and  words again.
	WRITE	Write the sentences in your book. Fix the mistakes. 1. mogau could not read 2. mogau wants to learn 3. why is mogau scared





MONDAY ACTIVITY 1

	LOOK & SAY	could	sounds	learn	why	scared
	SOUND OUT	crib	look	crab	book	
		crop	took	crack	shook	
	READ	I took a look. I took a look at the crab. I took a look at the crab on the book. I shook the book. I shook that book that the crab was on. The crab is now not on the book.				
	WRITE	Write the  and  words in your dictionary.				





MONDAY ACTIVITY 2

	READ	Read the  and  words from Monday Activity 1.
	READ	Why are you scared? Why are you scared of the crab? The crab is small. Why are you scared of the small crab? Look at the crab. Look at the small crab. He is scared of you! The small crab is scared of you.
	WRITE	Draw a picture of the word: scared





TUESDAY ACTIVITY 1

	LOOK & SAY	could	sounds	learn	why	scared
	SOUND OUT	ring	song	wing	long	
		long	wing	song	ring	
	READ	I could sing. I could sing a song. I could sing a long song. Would you like to sing? Would you like to sing a song? Would you like to sing a long song? Would you like to sing a long song with me?				
	WRITE	<p>1. What could I do? I could _____.</p> <p>2. What could I sing? I could sing a _____.</p>				

TUESDAY ACTIVITY 2

	READ	Read the  and  words from Tuesday Activity 1.
	WRITE	Draw a picture of the word: wing

WEDNESDAY ACTIVITY 1

	LOOK & SAY	could	sounds	learn	why	scared
	SOUND OUT	car	far	tar	star	
		star	tar	far	car	
	READ	Look at that car. Look at that car on the tar road. The car is red. Can you see the red car? Can you see the red car on the tar road? Why is the car on the tar road? Why is the red car on the tar road?				
	WRITE	<p>1. Where is the car? The car is on the _____.</p> <p>2. Is the car red or green? The car is _____.</p>				

WEDNESDAY ACTIVITY 2



READ

Read the  and  words from Wednesday Activity 1.



WRITE

Write the  words and  words in your dictionary.
Draw a picture of the word: **car**

THURSDAY ACTIVITY 1



LOOK & SAY

could

sounds

learn

why

scared



SOUND OUT

ring

car

song

far

wing

tar

long

tar







READ







Mogau could not read. Mogau wants to learn. He wants to learn to read. He needs to learn his sounds. He is scared. Why is Mogau scared? He is scared that he will not learn his sounds. He is scared that he will not learn to read.





THURSDAY ACTIVITY 2

	READ	Read the  and  words from Thursday Activity 1.
	WRITE	Draw a picture of your favourite part of the Big Book story.







FRIDAY ACTIVITY 1

	READ	Read all the  and  words again.
	READ	Read the story from Thursday Activity 1.






FRIDAY ACTIVITY 2

	READ	Read all the  and  words again.
	WRITE	Write the sentences in your book. Fix the mistakes. 1. mogau could not read 2. mogau wants to learn 3. why is mogau scared





MONDAY ACTIVITY 1

	LOOK & SAY	could	sounds	learn	why	scared
	SOUND OUT	crib	look	crab	book	
		crop	took	crack	shook	
	READ	I took a look. I took a look at the crab. I took a look at the crab on the book. I shook the book. I shook that book that the crab was on. The crab is now not on the book.				
	WRITE	Write the  and  words in your dictionary.				





MONDAY ACTIVITY 2

	READ	Read the  and  words from Monday Activity 1.
	READ	Why are you scared? Why are you scared of the crab? The crab is small. Why are you scared of the small crab? Look at the crab. Look at the small crab. He is scared of you! The small crab is scared of you.
	WRITE	Draw a picture of the word: scared





TUESDAY ACTIVITY 1

	LOOK & SAY	could	sounds	learn	why	scared
	SOUND OUT	ring	song	wing	long	
		long	wing	song	ring	
	READ	I could sing. I could sing a song. I could sing a long song. Would you like to sing? Would you like to sing a song? Would you like to sing a long song? Would you like to sing a long song with me?				
	WRITE	1. What could I do? I could _____. 2. What could I sing? I could sing a _____.				

TUESDAY ACTIVITY 2

	READ	Read the  and  words from Tuesday Activity 1.
	WRITE	Draw a picture of the word: wing

WEDNESDAY ACTIVITY 1

	LOOK & SAY	could	sounds	learn	why	scared
	SOUND OUT	car	far	tar	star	
		star	tar	far	car	
	READ	Look at that car. Look at that car on the tar road. The car is red. Can you see the red car? Can you see the red car on the tar road? Why is the car on the tar road? Why is the red car on the tar road?				
	WRITE	1. Where is the car? The car is on the _____. 2. Is the car red or green? The car is _____.				

WEDNESDAY ACTIVITY 2



READ

Read the  and  words from Wednesday Activity 1.



WRITE

Write the  words and  words in your dictionary.
Draw a picture of the word: **car**

THURSDAY ACTIVITY 1



LOOK & SAY

could

sounds

learn

why

scared



SOUND OUT

ring

car

song

far

wing

tar

long

tar



READ



Mogau could not read. Mogau wants to learn. He wants to learn to read. He needs to learn his sounds. He is scared. Why is Mogau scared? He is scared that he will not learn his sounds. He is scared that he will not learn to read.





THURSDAY ACTIVITY 2

	READ	Read the  and  words from Thursday Activity 1.
	WRITE	Draw a picture of your favourite part of the Big Book story.







FRIDAY ACTIVITY 1

	READ	Read all the  and  words again.
	READ	Read the story from Thursday Activity 1.






FRIDAY ACTIVITY 2

	READ	Read all the  and  words again.
	WRITE	Write the sentences in your book. Fix the mistakes. 1. mogau could not read 2. mogau wants to learn 3. why is mogau scared





MONDAY ACTIVITY 1

	LOOK & SAY	could	sounds	learn	why	scared
	SOUND OUT	crib	look	crab	book	
		crop	took	crack	shook	
	READ	I took a look. I took a look at the crab. I took a look at the crab on the book. I shook the book. I shook that book that the crab was on. The crab is now not on the book.				
	WRITE	Write the  and  words in your dictionary.				





MONDAY ACTIVITY 2

	READ	Read the  and  words from Monday Activity 1.
	READ	Why are you scared? Why are you scared of the crab? The crab is small. Why are you scared of the small crab? Look at the crab. Look at the small crab. He is scared of you! The small crab is scared of you.
	WRITE	Draw a picture of the word: scared





TUESDAY ACTIVITY 1

	LOOK & SAY	could	sounds	learn	why	scared
	SOUND OUT	ring	song	wing	long	
		long	wing	song	ring	
	READ	I could sing. I could sing a song. I could sing a long song. Would you like to sing? Would you like to sing a song? Would you like to sing a long song? Would you like to sing a long song with me?				
	WRITE	<p>1. What could I do? I could _____.</p> <p>2. What could I sing? I could sing a _____.</p>				

TUESDAY ACTIVITY 2

	READ	Read the  and  words from Tuesday Activity 1.
	WRITE	Draw a picture of the word: wing

WEDNESDAY ACTIVITY 1

	LOOK & SAY	could	sounds	learn	why	scared
	SOUND OUT	car	far	tar	star	
		star	tar	far	car	
	READ	Look at that car. Look at that car on the tar road. The car is red. Can you see the red car? Can you see the red car on the tar road? Why is the car on the tar road? Why is the red car on the tar road?				
	WRITE	<p>1. Where is the car? The car is on the _____.</p> <p>2. Is the car red or green? The car is _____.</p>				

WEDNESDAY ACTIVITY 2



READ

Read the  and  words from Wednesday Activity 1.



WRITE

Write the  words and  words in your dictionary.
Draw a picture of the word: **car**

THURSDAY ACTIVITY 1



LOOK & SAY

could

sounds

learn

why

scared



SOUND OUT

ring

car

song

far

wing

tar

long

tar



READ



Mogau could not read. Mogau wants to learn. He wants to learn to read. He needs to learn his sounds. He is scared. Why is Mogau scared? He is scared that he will not learn his sounds. He is scared that he will not learn to read.





THURSDAY ACTIVITY 2

	READ	Read the  and  words from Thursday Activity 1.
	WRITE	Draw a picture of your favourite part of the Big Book story.







FRIDAY ACTIVITY 1

	READ	Read all the  and  words again.
	READ	Read the story from Thursday Activity 1.






FRIDAY ACTIVITY 2

	READ	Read all the  and  words again.
	WRITE	Write the sentences in your book. Fix the mistakes. 1. mogau could not read 2. mogau wants to learn 3. why is mogau scared





MONDAY ACTIVITY 1

	LOOK & SAY	could	sounds	learn	why	scared
	SOUND OUT	crib	look	crab	book	
		crop	took	crack	shook	
	READ	I took a look. I took a look at the crab. I took a look at the crab on the book. I shook the book. I shook that book that the crab was on. The crab is now not on the book.				
	WRITE	Write the  and  words in your dictionary.				





MONDAY ACTIVITY 2

	READ	Read the  and  words from Monday Activity 1.
	READ	Why are you scared? Why are you scared of the crab? The crab is small. Why are you scared of the small crab? Look at the crab. Look at the small crab. He is scared of you! The small crab is scared of you.
	WRITE	Draw a picture of the word: scared





TUESDAY ACTIVITY 1

	LOOK & SAY	could	sounds	learn	why	scared
	SOUND OUT	ring	song	wing	long	
		long	wing	song	ring	
	READ	I could sing. I could sing a song. I could sing a long song. Would you like to sing? Would you like to sing a song? Would you like to sing a long song? Would you like to sing a long song with me?				
	WRITE	1. What could I do? I could _____. 2. What could I sing? I could sing a _____.				

TUESDAY ACTIVITY 2

	READ	Read the  and  words from Tuesday Activity 1.
	WRITE	Draw a picture of the word: wing

WEDNESDAY ACTIVITY 1

	LOOK & SAY	could	sounds	learn	why	scared
	SOUND OUT	car	far	tar	star	
		star	tar	far	car	
	READ	Look at that car. Look at that car on the tar road. The car is red. Can you see the red car? Can you see the red car on the tar road? Why is the car on the tar road? Why is the red car on the tar road?				
	WRITE	1. Where is the car? The car is on the _____. 2. Is the car red or green? The car is _____.				

WEDNESDAY ACTIVITY 2



READ

Read the  and  words from Wednesday Activity 1.



WRITE

Write the  words and  words in your dictionary.
Draw a picture of the word: car

THURSDAY ACTIVITY 1



LOOK & SAY

could

sounds

learn

why

scared



SOUND OUT

ring

car

song

far

wing

tar

long

tar







READ







Mogau could not read. Mogau wants to learn. He wants to learn to read. He needs to learn his sounds. He is scared. Why is Mogau scared? He is scared that he will not learn his sounds. He is scared that he will not learn to read.





THURSDAY ACTIVITY 2

	READ	Read the  and  words from Thursday Activity 1.
	WRITE	Draw a picture of your favourite part of the Big Book story.







FRIDAY ACTIVITY 1

	READ	Read all the  and  words again.
	READ	Read the story from Thursday Activity 1.






FRIDAY ACTIVITY 2

	READ	Read all the  and  words again.
	WRITE	Write the sentences in your book. Fix the mistakes. 1. mogau could not read 2. mogau wants to learn 3. why is mogau scared





MONDAY ACTIVITY 1

	LOOK & SAY	could	sounds	learn	why	scared
	SOUND OUT	crib	look	crab	book	
		crop	took	crack	shook	
	READ	I took a look. I took a look at the crab. I took a look at the crab on the book. I shook the book. I shook that book that the crab was on. The crab is now not on the book.				
	WRITE	Write the  and  words in your dictionary.				





MONDAY ACTIVITY 2

	READ	Read the  and  words from Monday Activity 1.
	READ	Why are you scared? Why are you scared of the crab? The crab is small. Why are you scared of the small crab? Look at the crab. Look at the small crab. He is scared of you! The small crab is scared of you.
	WRITE	Draw a picture of the word: scared





TUESDAY ACTIVITY 1

	LOOK & SAY	could	sounds	learn	why	scared
	SOUND OUT	ring	song	wing	long	
		long	wing	song	ring	
	READ	I could sing. I could sing a song. I could sing a long song. Would you like to sing? Would you like to sing a song? Would you like to sing a long song? Would you like to sing a long song with me?				
	WRITE	1. What could I do? I could _____. 2. What could I sing? I could sing a _____.				

TUESDAY ACTIVITY 2

	READ	Read the  and  words from Tuesday Activity 1.
	WRITE	Draw a picture of the word: wing

WEDNESDAY ACTIVITY 1

	LOOK & SAY	could	sounds	learn	why	scared
	SOUND OUT	car	far	tar	star	
		star	tar	far	car	
	READ	Look at that car. Look at that car on the tar road. The car is red. Can you see the red car? Can you see the red car on the tar road? Why is the car on the tar road? Why is the red car on the tar road?				
	WRITE	1. Where is the car? The car is on the _____. 2. Is the car red or green? The car is _____.				

WEDNESDAY ACTIVITY 2



READ

Read the  and  words from Wednesday Activity 1.



WRITE

Write the  words and  words in your dictionary.
Draw a picture of the word: car

THURSDAY ACTIVITY 1



LOOK & SAY

could

sounds

learn

why

scared



SOUND OUT

ring

car

song

far

wing

tar

long

tar



READ



Mogau could not read. Mogau wants to learn. He wants to learn to read. He needs to learn his sounds. He is scared. Why is Mogau scared? He is scared that he will not learn his sounds. He is scared that he will not learn to read.





THURSDAY ACTIVITY 2

	READ	Read the  and  words from Thursday Activity 1.
	WRITE	Draw a picture of your favourite part of the Big Book story.







FRIDAY ACTIVITY 1

	READ	Read all the  and  words again.
	READ	Read the story from Thursday Activity 1.






FRIDAY ACTIVITY 2

	READ	Read all the  and  words again.
	WRITE	Write the sentences in your book. Fix the mistakes. 1. mogau could not read 2. mogau wants to learn 3. why is mogau scared





MONDAY ACTIVITY 1

	LOOK & SAY	could	sounds	learn	why	scared
	SOUND OUT	crib	look	crab	book	
		crop	took	crack	shook	
	READ	I took a look. I took a look at the crab. I took a look at the crab on the book. I shook the book. I shook that book that the crab was on. The crab is now not on the book.				
	WRITE	Write the  and  words in your dictionary.				





MONDAY ACTIVITY 2

	READ	Read the  and  words from Monday Activity 1.
	READ	Why are you scared? Why are you scared of the crab? The crab is small. Why are you scared of the small crab? Look at the crab. Look at the small crab. He is scared of you! The small crab is scared of you.
	WRITE	Draw a picture of the word: scared





TUESDAY ACTIVITY 1

	LOOK & SAY	could	sounds	learn	why	scared
	SOUND OUT	ring	song	wing	long	
		long	wing	song	ring	
	READ	I could sing. I could sing a song. I could sing a long song. Would you like to sing? Would you like to sing a song? Would you like to sing a long song? Would you like to sing a long song with me?				
	WRITE	1. What could I do? I could _____. 2. What could I sing? I could sing a _____.				

TUESDAY ACTIVITY 2

	READ	Read the  and  words from Tuesday Activity 1.
	WRITE	Draw a picture of the word: wing

WEDNESDAY ACTIVITY 1

	LOOK & SAY	could	sounds	learn	why	scared
	SOUND OUT	car	far	tar	star	
		star	tar	far	car	
	READ	Look at that car. Look at that car on the tar road. The car is red. Can you see the red car? Can you see the red car on the tar road? Why is the car on the tar road? Why is the red car on the tar road?				
	WRITE	1. Where is the car? The car is on the _____. 2. Is the car red or green? The car is _____.				

WEDNESDAY ACTIVITY 2



READ

Read the  and  words from Wednesday Activity 1.



WRITE

Write the  words and  words in your dictionary.
Draw a picture of the word: **car**

THURSDAY ACTIVITY 1



LOOK & SAY

could

sounds

learn

why

scared



SOUND OUT

ring

car

song

far

wing

tar

long

tar



READ



Mogau could not read. Mogau wants to learn. He wants to learn to read. He needs to learn his sounds. He is scared. Why is Mogau scared? He is scared that he will not learn his sounds. He is scared that he will not learn to read.





THURSDAY ACTIVITY 2

	READ	Read the  and  words from Thursday Activity 1.
	WRITE	Draw a picture of your favourite part of the Big Book story.







FRIDAY ACTIVITY 1

	READ	Read all the  and  words again.
	READ	Read the story from Thursday Activity 1.






FRIDAY ACTIVITY 2

	READ	Read all the  and  words again.
	WRITE	Write the sentences in your book. Fix the mistakes. 1. mogau could not read 2. mogau wants to learn 3. why is mogau scared





MONDAY ACTIVITY 1

	LOOK & SAY	could	sounds	learn	why	scared
	SOUND OUT	crib	look	crab	book	
		crop	took	crack	shook	
	READ	I took a look. I took a look at the crab. I took a look at the crab on the book. I shook the book. I shook that book that the crab was on. The crab is now not on the book.				
	WRITE	Write the  and  words in your dictionary.				





MONDAY ACTIVITY 2

	READ	Read the  and  words from Monday Activity 1.
	READ	Why are you scared? Why are you scared of the crab? The crab is small. Why are you scared of the small crab? Look at the crab. Look at the small crab. He is scared of you! The small crab is scared of you.
	WRITE	Draw a picture of the word: scared





TUESDAY ACTIVITY 1

	LOOK & SAY	could	sounds	learn	why	scared
	SOUND OUT	ring	song	wing	long	
		long	wing	song	ring	
	READ	I could sing. I could sing a song. I could sing a long song. Would you like to sing? Would you like to sing a song? Would you like to sing a long song? Would you like to sing a long song with me?				
	WRITE	<p>1. What could I do? I could _____.</p> <p>2. What could I sing? I could sing a _____.</p>				

TUESDAY ACTIVITY 2

	READ	Read the  and  words from Tuesday Activity 1.
	WRITE	Draw a picture of the word: wing

WEDNESDAY ACTIVITY 1

	LOOK & SAY	could	sounds	learn	why	scared
	SOUND OUT	car	far	tar	star	
		star	tar	far	car	
	READ	Look at that car. Look at that car on the tar road. The car is red. Can you see the red car? Can you see the red car on the tar road? Why is the car on the tar road? Why is the red car on the tar road?				
	WRITE	<p>1. Where is the car? The car is on the _____.</p> <p>2. Is the car red or green? The car is _____.</p>				

WEDNESDAY ACTIVITY 2



READ

Read the  and  words from Wednesday Activity 1.



WRITE

Write the  words and  words in your dictionary.
Draw a picture of the word: car

THURSDAY ACTIVITY 1



LOOK & SAY

could

sounds

learn

why

scared



SOUND OUT

ring

car

song

far

wing

tar

long

tar



READ



Mogau could not read. Mogau wants to learn. He wants to learn to read. He needs to learn his sounds. He is scared. Why is Mogau scared? He is scared that he will not learn his sounds. He is scared that he will not learn to read.





THURSDAY ACTIVITY 2

	READ	Read the  and  words from Thursday Activity 1.
	WRITE	Draw a picture of your favourite part of the Big Book story.







FRIDAY ACTIVITY 1

	READ	Read all the  and  words again.
	READ	Read the story from Thursday Activity 1.






FRIDAY ACTIVITY 2

	READ	Read all the  and  words again.
	WRITE	Write the sentences in your book. Fix the mistakes. 1. mogau could not read 2. mogau wants to learn 3. why is mogau scared





MONDAY ACTIVITY 1

	LOOK & SAY	could	sounds	learn	why	scared
	SOUND OUT	crib	look	crab	book	
		crop	took	crack	shook	
	READ	I took a look. I took a look at the crab. I took a look at the crab on the book. I shook the book. I shook that book that the crab was on. The crab is now not on the book.				
	WRITE	Write the  and  words in your dictionary.				





MONDAY ACTIVITY 2

	READ	Read the  and  words from Monday Activity 1.
	READ	Why are you scared? Why are you scared of the crab? The crab is small. Why are you scared of the small crab? Look at the crab. Look at the small crab. He is scared of you! The small crab is scared of you.
	WRITE	Draw a picture of the word: scared





TUESDAY ACTIVITY 1

	LOOK & SAY	could	sounds	learn	why	scared
	SOUND OUT	ring	song	wing	long	
		long	wing	song	ring	
	READ	I could sing. I could sing a song. I could sing a long song. Would you like to sing? Would you like to sing a song? Would you like to sing a long song? Would you like to sing a long song with me?				
	WRITE	1. What could I do? I could _____. 2. What could I sing? I could sing a _____.				

TUESDAY ACTIVITY 2

	READ	Read the  and  words from Tuesday Activity 1.
	WRITE	Draw a picture of the word: wing

WEDNESDAY ACTIVITY 1

	LOOK & SAY	could	sounds	learn	why	scared
	SOUND OUT	car	far	tar	star	
		star	tar	far	car	
	READ	Look at that car. Look at that car on the tar road. The car is red. Can you see the red car? Can you see the red car on the tar road? Why is the car on the tar road? Why is the red car on the tar road?				
	WRITE	1. Where is the car? The car is on the _____. 2. Is the car red or green? The car is _____.				

WEDNESDAY ACTIVITY 2



READ

Read the  and  words from Wednesday Activity 1.



WRITE

Write the  words and  words in your dictionary.
Draw a picture of the word: **car**

THURSDAY ACTIVITY 1



LOOK & SAY

could

sounds

learn

why

scared



SOUND OUT

ring

car

song

far

wing

tar

long

tar



READ



Mogau could not read. Mogau wants to learn. He wants to learn to read. He needs to learn his sounds. He is scared. Why is Mogau scared? He is scared that he will not learn his sounds. He is scared that he will not learn to read.





THURSDAY ACTIVITY 2

	READ	Read the  and  words from Thursday Activity 1.
	WRITE	Draw a picture of your favourite part of the Big Book story.







FRIDAY ACTIVITY 1

	READ	Read all the  and  words again.
	READ	Read the story from Thursday Activity 1.






FRIDAY ACTIVITY 2

	READ	Read all the  and  words again.
	WRITE	Write the sentences in your book. Fix the mistakes. 1. mogau could not read 2. mogau wants to learn 3. why is mogau scared





MONDAY ACTIVITY 1

	LOOK & SAY	could	sounds	learn	why	scared
	SOUND OUT	crib	look	crab	book	
		crop	took	crack	shook	
	READ	I took a look. I took a look at the crab. I took a look at the crab on the book. I shook the book. I shook that book that the crab was on. The crab is now not on the book.				
	WRITE	Write the  and  words in your dictionary.				





MONDAY ACTIVITY 2

	READ	Read the  and  words from Monday Activity 1.
	READ	Why are you scared? Why are you scared of the crab? The crab is small. Why are you scared of the small crab? Look at the crab. Look at the small crab. He is scared of you! The small crab is scared of you.
	WRITE	Draw a picture of the word: scared





TUESDAY ACTIVITY 1

	LOOK & SAY	could	sounds	learn	why	scared
	SOUND OUT	ring	song	wing	long	
		long	wing	song	ring	
	READ	I could sing. I could sing a song. I could sing a long song. Would you like to sing? Would you like to sing a song? Would you like to sing a long song? Would you like to sing a long song with me?				
	WRITE	<p>1. What could I do? I could _____.</p> <p>2. What could I sing? I could sing a _____.</p>				

TUESDAY ACTIVITY 2

	READ	Read the  and  words from Tuesday Activity 1.
	WRITE	Draw a picture of the word: wing

WEDNESDAY ACTIVITY 1

	LOOK & SAY	could	sounds	learn	why	scared
	SOUND OUT	car	far	tar	star	
		star	tar	far	car	
	READ	Look at that car. Look at that car on the tar road. The car is red. Can you see the red car? Can you see the red car on the tar road? Why is the car on the tar road? Why is the red car on the tar road?				
	WRITE	<p>1. Where is the car? The car is on the _____.</p> <p>2. Is the car red or green? The car is _____.</p>				

WEDNESDAY ACTIVITY 2



READ

Read the  and  words from Wednesday Activity 1.



WRITE

Write the  words and  words in your dictionary.
Draw a picture of the word: car

THURSDAY ACTIVITY 1



LOOK & SAY

could

sounds

learn

why

scared



SOUND OUT

ring

car

song

far

wing

tar

long

tar







READ







Mogau could not read. Mogau wants to learn. He wants to learn to read. He needs to learn his sounds. He is scared. Why is Mogau scared? He is scared that he will not learn his sounds. He is scared that he will not learn to read.





THURSDAY ACTIVITY 2

	READ	Read the  and  words from Thursday Activity 1.
	WRITE	Draw a picture of your favourite part of the Big Book story.







FRIDAY ACTIVITY 1

	READ	Read all the  and  words again.
	READ	Read the story from Thursday Activity 1.






FRIDAY ACTIVITY 2

	READ	Read all the  and  words again.
	WRITE	Write the sentences in your book. Fix the mistakes. 1. mogau could not read 2. mogau wants to learn 3. why is mogau scared





MONDAY ACTIVITY 1

	LOOK & SAY	could	sounds	learn	why	scared
	SOUND OUT	crib	look	crab	book	
		crop	took	crack	shook	
	READ	I took a look. I took a look at the crab. I took a look at the crab on the book. I shook the book. I shook that book that the crab was on. The crab is now not on the book.				
	WRITE	Write the  and  words in your dictionary.				





MONDAY ACTIVITY 2

	READ	Read the  and  words from Monday Activity 1.
	READ	Why are you scared? Why are you scared of the crab? The crab is small. Why are you scared of the small crab? Look at the crab. Look at the small crab. He is scared of you! The small crab is scared of you.
	WRITE	Draw a picture of the word: scared





TUESDAY ACTIVITY 1

	LOOK & SAY	could	sounds	learn	why	scared
	SOUND OUT	ring	song	wing	long	
		long	wing	song	ring	
	READ	I could sing. I could sing a song. I could sing a long song. Would you like to sing? Would you like to sing a song? Would you like to sing a long song? Would you like to sing a long song with me?				
	WRITE	1. What could I do? I could _____. 2. What could I sing? I could sing a _____.				

TUESDAY ACTIVITY 2

	READ	Read the  and  words from Tuesday Activity 1.
	WRITE	Draw a picture of the word: wing

WEDNESDAY ACTIVITY 1

	LOOK & SAY	could	sounds	learn	why	scared
	SOUND OUT	car	far	tar	star	
		star	tar	far	car	
	READ	Look at that car. Look at that car on the tar road. The car is red. Can you see the red car? Can you see the red car on the tar road? Why is the car on the tar road? Why is the red car on the tar road?				
	WRITE	1. Where is the car? The car is on the _____. 2. Is the car red or green? The car is _____.				

WEDNESDAY ACTIVITY 2



READ

Read the  and  words from Wednesday Activity 1.



WRITE

Write the  words and  words in your dictionary.
Draw a picture of the word: car

THURSDAY ACTIVITY 1



LOOK & SAY

could

sounds

learn

why

scared



SOUND OUT

ring

car

song

far

wing

tar

long

tar







READ







Mogau could not read. Mogau wants to learn. He wants to learn to read. He needs to learn his sounds. He is scared. Why is Mogau scared? He is scared that he will not learn his sounds. He is scared that he will not learn to read.





THURSDAY ACTIVITY 2

	READ	Read the  and  words from Thursday Activity 1.
	WRITE	Draw a picture of your favourite part of the Big Book story.







FRIDAY ACTIVITY 1

	READ	Read all the  and  words again.
	READ	Read the story from Thursday Activity 1.






FRIDAY ACTIVITY 2

	READ	Read all the  and  words again.
	WRITE	Write the sentences in your book. Fix the mistakes. 1. mogau could not read 2. mogau wants to learn 3. why is mogau scared





MONDAY ACTIVITY 1

	LOOK & SAY	could	sounds	learn	why	scared
	SOUND OUT	crib	look	crab	book	
		crop	took	crack	shook	
	READ	I took a look. I took a look at the crab. I took a look at the crab on the book. I shook the book. I shook that book that the crab was on. The crab is now not on the book.				
	WRITE	Write the  and  words in your dictionary.				





MONDAY ACTIVITY 2

	READ	Read the  and  words from Monday Activity 1.
	READ	Why are you scared? Why are you scared of the crab? The crab is small. Why are you scared of the small crab? Look at the crab. Look at the small crab. He is scared of you! The small crab is scared of you.
	WRITE	Draw a picture of the word: scared





TUESDAY ACTIVITY 1

	LOOK & SAY	could	sounds	learn	why	scared
	SOUND OUT	ring	song	wing	long	
		long	wing	song	ring	
	READ	I could sing. I could sing a song. I could sing a long song. Would you like to sing? Would you like to sing a song? Would you like to sing a long song? Would you like to sing a long song with me?				
	WRITE	<p>1. What could I do? I could _____.</p> <p>2. What could I sing? I could sing a _____.</p>				

TUESDAY ACTIVITY 2

	READ	Read the  and  words from Tuesday Activity 1.
	WRITE	Draw a picture of the word: wing

WEDNESDAY ACTIVITY 1

	LOOK & SAY	could	sounds	learn	why	scared
	SOUND OUT	car	far	tar	star	
		star	tar	far	car	
	READ	Look at that car. Look at that car on the tar road. The car is red. Can you see the red car? Can you see the red car on the tar road? Why is the car on the tar road? Why is the red car on the tar road?				
	WRITE	<p>1. Where is the car? The car is on the _____.</p> <p>2. Is the car red or green? The car is _____.</p>				

WEDNESDAY ACTIVITY 2



READ

Read the  and  words from Wednesday Activity 1.



WRITE

Write the  words and  words in your dictionary.
Draw a picture of the word: car

THURSDAY ACTIVITY 1



LOOK & SAY

could

sounds

learn

why

scared



SOUND OUT

ring

car

song

far

wing

tar

long

tar



READ



Mogau could not read. Mogau wants to learn. He wants to learn to read. He needs to learn his sounds. He is scared. Why is Mogau scared? He is scared that he will not learn his sounds. He is scared that he will not learn to read.





THURSDAY ACTIVITY 2

	READ	Read the  and  words from Thursday Activity 1.
	WRITE	Draw a picture of your favourite part of the Big Book story.







FRIDAY ACTIVITY 1

	READ	Read all the  and  words again.
	READ	Read the story from Thursday Activity 1.






FRIDAY ACTIVITY 2

	READ	Read all the  and  words again.
	WRITE	Write the sentences in your book. Fix the mistakes. 1. mogau could not read 2. mogau wants to learn 3. why is mogau scared





MONDAY ACTIVITY 1

	LOOK & SAY	could	sounds	learn	why	scared
	SOUND OUT	crib	look	crab	book	
		crop	took	crack	shook	
	READ	I took a look. I took a look at the crab. I took a look at the crab on the book. I shook the book. I shook that book that the crab was on. The crab is now not on the book.				
	WRITE	Write the  and  words in your dictionary.				





MONDAY ACTIVITY 2

	READ	Read the  and  words from Monday Activity 1.
	READ	Why are you scared? Why are you scared of the crab? The crab is small. Why are you scared of the small crab? Look at the crab. Look at the small crab. He is scared of you! The small crab is scared of you.
	WRITE	Draw a picture of the word: scared





TUESDAY ACTIVITY 1

	LOOK & SAY	could	sounds	learn	why	scared
	SOUND OUT	ring	song	wing	long	
		long	wing	song	ring	
	READ	I could sing. I could sing a song. I could sing a long song. Would you like to sing? Would you like to sing a song? Would you like to sing a long song? Would you like to sing a long song with me?				
	WRITE	1. What could I do? I could _____. 2. What could I sing? I could sing a _____.				

TUESDAY ACTIVITY 2

	READ	Read the  and  words from Tuesday Activity 1.
	WRITE	Draw a picture of the word: wing

WEDNESDAY ACTIVITY 1

	LOOK & SAY	could	sounds	learn	why	scared
	SOUND OUT	car	far	tar	star	
		star	tar	far	car	
	READ	Look at that car. Look at that car on the tar road. The car is red. Can you see the red car? Can you see the red car on the tar road? Why is the car on the tar road? Why is the red car on the tar road?				
	WRITE	1. Where is the car? The car is on the _____. 2. Is the car red or green? The car is _____.				

WEDNESDAY ACTIVITY 2



READ

Read the  and  words from Wednesday Activity 1.



WRITE

Write the  words and  words in your dictionary.
Draw a picture of the word: car

THURSDAY ACTIVITY 1



LOOK & SAY

could

sounds

learn

why

scared



SOUND OUT

ring

car

song

far

wing

tar

long

tar



READ



Mogau could not read. Mogau wants to learn. He wants to learn to read. He needs to learn his sounds. He is scared. Why is Mogau scared? He is scared that he will not learn his sounds. He is scared that he will not learn to read.





THURSDAY ACTIVITY 2

	READ	Read the  and  words from Thursday Activity 1.
	WRITE	Draw a picture of your favourite part of the Big Book story.







FRIDAY ACTIVITY 1

	READ	Read all the  and  words again.
	READ	Read the story from Thursday Activity 1.






FRIDAY ACTIVITY 2

	READ	Read all the  and  words again.
	WRITE	Write the sentences in your book. Fix the mistakes. 1. mogau could not read 2. mogau wants to learn 3. why is mogau scared





MONDAY ACTIVITY 1

	LOOK & SAY	could	sounds	learn	why	scared
	SOUND OUT	crib	look	crab	book	
		crop	took	crack	shook	
	READ	I took a look. I took a look at the crab. I took a look at the crab on the book. I shook the book. I shook that book that the crab was on. The crab is now not on the book.				
	WRITE	Write the  and  words in your dictionary.				





MONDAY ACTIVITY 2

	READ	Read the  and  words from Monday Activity 1.
	READ	Why are you scared? Why are you scared of the crab? The crab is small. Why are you scared of the small crab? Look at the crab. Look at the small crab. He is scared of you! The small crab is scared of you.
	WRITE	Draw a picture of the word: scared





TUESDAY ACTIVITY 1

	LOOK & SAY	could	sounds	learn	why	scared
	SOUND OUT	ring	song	wing	long	
		long	wing	song	ring	
	READ	I could sing. I could sing a song. I could sing a long song. Would you like to sing? Would you like to sing a song? Would you like to sing a long song? Would you like to sing a long song with me?				
	WRITE	<p>1. What could I do? I could _____.</p> <p>2. What could I sing? I could sing a _____.</p>				

TUESDAY ACTIVITY 2

	READ	Read the  and  words from Tuesday Activity 1.
	WRITE	Draw a picture of the word: wing

WEDNESDAY ACTIVITY 1

	LOOK & SAY	could	sounds	learn	why	scared
	SOUND OUT	car	far	tar	star	
		star	tar	far	car	
	READ	Look at that car. Look at that car on the tar road. The car is red. Can you see the red car? Can you see the red car on the tar road? Why is the car on the tar road? Why is the red car on the tar road?				
	WRITE	<p>1. Where is the car? The car is on the _____.</p> <p>2. Is the car red or green? The car is _____.</p>				

WEDNESDAY ACTIVITY 2



READ

Read the  and  words from Wednesday Activity 1.



WRITE

Write the  words and  words in your dictionary.
Draw a picture of the word: car

THURSDAY ACTIVITY 1



LOOK & SAY

could

sounds

learn

why

scared



SOUND OUT

ring

car

song

far

wing

tar

long

tar







READ







Mogau could not read. Mogau wants to learn. He wants to learn to read. He needs to learn his sounds. He is scared. Why is Mogau scared? He is scared that he will not learn his sounds. He is scared that he will not learn to read.





THURSDAY ACTIVITY 2

	READ	Read the  and  words from Thursday Activity 1.
	WRITE	Draw a picture of your favourite part of the Big Book story.







FRIDAY ACTIVITY 1

	READ	Read all the  and  words again.
	READ	Read the story from Thursday Activity 1.






FRIDAY ACTIVITY 2

	READ	Read all the  and  words again.
	WRITE	Write the sentences in your book. Fix the mistakes. 1. mogau could not read 2. mogau wants to learn 3. why is mogau scared





MONDAY ACTIVITY 1

	LOOK & SAY	could	sounds	learn	why	scared
	SOUND OUT	crib	look	crab	book	
		crop	took	crack	shook	
	READ	I took a look. I took a look at the crab. I took a look at the crab on the book. I shook the book. I shook that book that the crab was on. The crab is now not on the book.				
	WRITE	Write the  and  words in your dictionary.				





MONDAY ACTIVITY 2

	READ	Read the  and  words from Monday Activity 1.
	READ	Why are you scared? Why are you scared of the crab? The crab is small. Why are you scared of the small crab? Look at the crab. Look at the small crab. He is scared of you! The small crab is scared of you.
	WRITE	Draw a picture of the word: scared





TUESDAY ACTIVITY 1

	LOOK & SAY	could	sounds	learn	why	scared
	SOUND OUT	ring	song	wing	long	
		long	wing	song	ring	
	READ	I could sing. I could sing a song. I could sing a long song. Would you like to sing? Would you like to sing a song? Would you like to sing a long song? Would you like to sing a long song with me?				
	WRITE	1. What could I do? I could _____. 2. What could I sing? I could sing a _____.				

TUESDAY ACTIVITY 2

	READ	Read the  and  words from Tuesday Activity 1.
	WRITE	Draw a picture of the word: wing

WEDNESDAY ACTIVITY 1

	LOOK & SAY	could	sounds	learn	why	scared
	SOUND OUT	car	far	tar	star	
		star	tar	far	car	
	READ	Look at that car. Look at that car on the tar road. The car is red. Can you see the red car? Can you see the red car on the tar road? Why is the car on the tar road? Why is the red car on the tar road?				
	WRITE	1. Where is the car? The car is on the _____. 2. Is the car red or green? The car is _____.				

WEDNESDAY ACTIVITY 2



READ

Read the  and  words from Wednesday Activity 1.



WRITE

Write the  words and  words in your dictionary.
Draw a picture of the word: car

THURSDAY ACTIVITY 1



LOOK & SAY

could

sounds

learn

why

scared



SOUND OUT

ring

car

song

far

wing

tar

long

tar







READ







Mogau could not read. Mogau wants to learn. He wants to learn to read. He needs to learn his sounds. He is scared. Why is Mogau scared? He is scared that he will not learn his sounds. He is scared that he will not learn to read.





THURSDAY ACTIVITY 2

	READ	Read the  and  words from Thursday Activity 1.
	WRITE	Draw a picture of your favourite part of the Big Book story.







FRIDAY ACTIVITY 1

	READ	Read all the  and  words again.
	READ	Read the story from Thursday Activity 1.






FRIDAY ACTIVITY 2

	READ	Read all the  and  words again.
	WRITE	Write the sentences in your book. Fix the mistakes. 1. mogau could not read 2. mogau wants to learn 3. why is mogau scared





MONDAY ACTIVITY 1

	LOOK & SAY	could	sounds	learn	why	scared
	SOUND OUT	crib	look	crab	book	
		crop	took	crack	shook	
	READ	I took a look. I took a look at the crab. I took a look at the crab on the book. I shook the book. I shook that book that the crab was on. The crab is now not on the book.				
	WRITE	Write the  and  words in your dictionary.				





MONDAY ACTIVITY 2

	READ	Read the  and  words from Monday Activity 1.
	READ	Why are you scared? Why are you scared of the crab? The crab is small. Why are you scared of the small crab? Look at the crab. Look at the small crab. He is scared of you! The small crab is scared of you.
	WRITE	Draw a picture of the word: scared





TUESDAY ACTIVITY 1

	LOOK & SAY	could	sounds	learn	why	scared
	SOUND OUT	ring	song	wing	long	
		long	wing	song	ring	
	READ	I could sing. I could sing a song. I could sing a long song. Would you like to sing? Would you like to sing a song? Would you like to sing a long song? Would you like to sing a long song with me?				
	WRITE	1. What could I do? I could _____. 2. What could I sing? I could sing a _____.				

TUESDAY ACTIVITY 2

	READ	Read the  and  words from Tuesday Activity 1.
	WRITE	Draw a picture of the word: wing

WEDNESDAY ACTIVITY 1

	LOOK & SAY	could	sounds	learn	why	scared
	SOUND OUT	car	far	tar	star	
		star	tar	far	car	
	READ	Look at that car. Look at that car on the tar road. The car is red. Can you see the red car? Can you see the red car on the tar road? Why is the car on the tar road? Why is the red car on the tar road?				
	WRITE	1. Where is the car? The car is on the _____. 2. Is the car red or green? The car is _____.				

WEDNESDAY ACTIVITY 2



READ

Read the  and  words from Wednesday Activity 1.



WRITE

Write the  words and  words in your dictionary.
Draw a picture of the word: **car**

THURSDAY ACTIVITY 1



LOOK & SAY

could

sounds

learn

why

scared



SOUND OUT

ring

car

song

far

wing

tar

long

tar



READ



Mogau could not read. Mogau wants to learn. He wants to learn to read. He needs to learn his sounds. He is scared. Why is Mogau scared? He is scared that he will not learn his sounds. He is scared that he will not learn to read.





THURSDAY ACTIVITY 2

	READ	Read the  and  words from Thursday Activity 1.
	WRITE	Draw a picture of your favourite part of the Big Book story.







FRIDAY ACTIVITY 1

	READ	Read all the  and  words again.
	READ	Read the story from Thursday Activity 1.






FRIDAY ACTIVITY 2

	READ	Read all the  and  words again.
	WRITE	Write the sentences in your book. Fix the mistakes. 1. mogau could not read 2. mogau wants to learn 3. why is mogau scared





MONDAY ACTIVITY 1

	LOOK & SAY	could	sounds	learn	why	scared
	SOUND OUT	crib	look	crab	book	
		crop	took	crack	shook	
	READ	I took a look. I took a look at the crab. I took a look at the crab on the book. I shook the book. I shook that book that the crab was on. The crab is now not on the book.				
	WRITE	Write the  and  words in your dictionary.				





MONDAY ACTIVITY 2

	READ	Read the  and  words from Monday Activity 1.
	READ	Why are you scared? Why are you scared of the crab? The crab is small. Why are you scared of the small crab? Look at the crab. Look at the small crab. He is scared of you! The small crab is scared of you.
	WRITE	Draw a picture of the word: scared





TUESDAY ACTIVITY 1

	LOOK & SAY	could	sounds	learn	why	scared
	SOUND OUT	ring	song	wing	long	
		long	wing	song	ring	
	READ	I could sing. I could sing a song. I could sing a long song. Would you like to sing? Would you like to sing a song? Would you like to sing a long song? Would you like to sing a long song with me?				
	WRITE	<p>1. What could I do? I could _____.</p> <p>2. What could I sing? I could sing a _____.</p>				

TUESDAY ACTIVITY 2

	READ	Read the  and  words from Tuesday Activity 1.
	WRITE	Draw a picture of the word: wing

WEDNESDAY ACTIVITY 1

	LOOK & SAY	could	sounds	learn	why	scared
	SOUND OUT	car	far	tar	star	
		star	tar	far	car	
	READ	Look at that car. Look at that car on the tar road. The car is red. Can you see the red car? Can you see the red car on the tar road? Why is the car on the tar road? Why is the red car on the tar road?				
	WRITE	<p>1. Where is the car? The car is on the _____.</p> <p>2. Is the car red or green? The car is _____.</p>				

WEDNESDAY ACTIVITY 2



READ

Read the  and  words from Wednesday Activity 1.



WRITE

Write the  words and  words in your dictionary.
Draw a picture of the word: car

THURSDAY ACTIVITY 1



LOOK & SAY

could

sounds

learn

why

scared



SOUND OUT

ring

car

song

far

wing

tar

long

tar







READ







Mogau could not read. Mogau wants to learn. He wants to learn to read. He needs to learn his sounds. He is scared. Why is Mogau scared? He is scared that he will not learn his sounds. He is scared that he will not learn to read.





THURSDAY ACTIVITY 2

	READ	Read the  and  words from Thursday Activity 1.
	WRITE	Draw a picture of your favourite part of the Big Book story.







FRIDAY ACTIVITY 1

	READ	Read all the  and  words again.
	READ	Read the story from Thursday Activity 1.






FRIDAY ACTIVITY 2

	READ	Read all the  and  words again.
	WRITE	Write the sentences in your book. Fix the mistakes. 1. mogau could not read 2. mogau wants to learn 3. why is mogau scared





MONDAY ACTIVITY 1

	LOOK & SAY	could	sounds	learn	why	scared
	SOUND OUT	crib	look	crab	book	
		crop	took	crack	shook	
	READ	I took a look. I took a look at the crab. I took a look at the crab on the book. I shook the book. I shook that book that the crab was on. The crab is now not on the book.				
	WRITE	Write the  and  words in your dictionary.				





MONDAY ACTIVITY 2

	READ	Read the  and  words from Monday Activity 1.
	READ	Why are you scared? Why are you scared of the crab? The crab is small. Why are you scared of the small crab? Look at the crab. Look at the small crab. He is scared of you! The small crab is scared of you.
	WRITE	Draw a picture of the word: scared





TUESDAY ACTIVITY 1

	LOOK & SAY	could	sounds	learn	why	scared
	SOUND OUT	ring	song	wing	long	
		long	wing	song	ring	
	READ	I could sing. I could sing a song. I could sing a long song. Would you like to sing? Would you like to sing a song? Would you like to sing a long song? Would you like to sing a long song with me?				
	WRITE	1. What could I do? I could _____. 2. What could I sing? I could sing a _____.				

TUESDAY ACTIVITY 2

	READ	Read the  and  words from Tuesday Activity 1.
	WRITE	Draw a picture of the word: wing

WEDNESDAY ACTIVITY 1

	LOOK & SAY	could	sounds	learn	why	scared
	SOUND OUT	car	far	tar	star	
		star	tar	far	car	
	READ	Look at that car. Look at that car on the tar road. The car is red. Can you see the red car? Can you see the red car on the tar road? Why is the car on the tar road? Why is the red car on the tar road?				
	WRITE	1. Where is the car? The car is on the _____. 2. Is the car red or green? The car is _____.				

WEDNESDAY ACTIVITY 2



READ

Read the  and  words from Wednesday Activity 1.



WRITE

Write the  words and  words in your dictionary.
Draw a picture of the word: car

THURSDAY ACTIVITY 1



LOOK & SAY

could

sounds

learn

why

scared



SOUND OUT

ring

car

song

far

wing

tar

long

tar







READ







Mogau could not read. Mogau wants to learn. He wants to learn to read. He needs to learn his sounds. He is scared. Why is Mogau scared? He is scared that he will not learn his sounds. He is scared that he will not learn to read.





THURSDAY ACTIVITY 2

	READ	Read the  and  words from Thursday Activity 1.
	WRITE	Draw a picture of your favourite part of the Big Book story.







FRIDAY ACTIVITY 1

	READ	Read all the  and  words again.
	READ	Read the story from Thursday Activity 1.






FRIDAY ACTIVITY 2

	READ	Read all the  and  words again.
	WRITE	Write the sentences in your book. Fix the mistakes. 1. mogau could not read 2. mogau wants to learn 3. why is mogau scared





MONDAY ACTIVITY 1

	LOOK & SAY	could	sounds	learn	why	scared
	SOUND OUT	crib	look	crab	book	
		crop	took	crack	shook	
	READ	I took a look. I took a look at the crab. I took a look at the crab on the book. I shook the book. I shook that book that the crab was on. The crab is now not on the book.				
	WRITE	Write the  and  words in your dictionary.				





MONDAY ACTIVITY 2

	READ	Read the  and  words from Monday Activity 1.
	READ	Why are you scared? Why are you scared of the crab? The crab is small. Why are you scared of the small crab? Look at the crab. Look at the small crab. He is scared of you! The small crab is scared of you.
	WRITE	Draw a picture of the word: scared





TUESDAY ACTIVITY 1

	LOOK & SAY	could	sounds	learn	why	scared
	SOUND OUT	ring	song	wing	long	
		long	wing	song	ring	
	READ	I could sing. I could sing a song. I could sing a long song. Would you like to sing? Would you like to sing a song? Would you like to sing a long song? Would you like to sing a long song with me?				
	WRITE	1. What could I do? I could _____. 2. What could I sing? I could sing a _____.				

TUESDAY ACTIVITY 2

	READ	Read the  and  words from Tuesday Activity 1.
	WRITE	Draw a picture of the word: wing

WEDNESDAY ACTIVITY 1

	LOOK & SAY	could	sounds	learn	why	scared
	SOUND OUT	car	far	tar	star	
		star	tar	far	car	
	READ	Look at that car. Look at that car on the tar road. The car is red. Can you see the red car? Can you see the red car on the tar road? Why is the car on the tar road? Why is the red car on the tar road?				
	WRITE	1. Where is the car? The car is on the _____. 2. Is the car red or green? The car is _____.				

WEDNESDAY ACTIVITY 2



READ

Read the  and  words from Wednesday Activity 1.



WRITE

Write the  words and  words in your dictionary.
Draw a picture of the word: car

THURSDAY ACTIVITY 1



LOOK & SAY

could

sounds

learn

why

scared



SOUND OUT

ring

car

song

far

wing

tar

long

tar







READ







Mogau could not read. Mogau wants to learn. He wants to learn to read. He needs to learn his sounds. He is scared. Why is Mogau scared? He is scared that he will not learn his sounds. He is scared that he will not learn to read.





THURSDAY ACTIVITY 2

	READ	Read the  and  words from Thursday Activity 1.
	WRITE	Draw a picture of your favourite part of the Big Book story.







FRIDAY ACTIVITY 1

	READ	Read all the  and  words again.
	READ	Read the story from Thursday Activity 1.






FRIDAY ACTIVITY 2

	READ	Read all the  and  words again.
	WRITE	Write the sentences in your book. Fix the mistakes. 1. mogau could not read 2. mogau wants to learn 3. why is mogau scared





MONDAY ACTIVITY 1

	LOOK & SAY	wrong	what	didn't	secrets	thought
	SOUND OUT	ring	car	song	far	
		sing	tar	long	tar	
	READ	What is wrong with the car? What is wrong with that red car? What is wrong with the red car on the tar road? What is wrong with the red car on the long tar road? I do not know. I do not know what is wrong with the red car!				
	WRITE	Write the  and  words in your dictionary.				





MONDAY ACTIVITY 2

	READ	Read the  and  words from Monday Activity 1.
	READ	What song did you sing? Did you sing a song? Did you sing a long song? What song did you sing? I didn't sing. I didn't sing a song. I didn't sing a long song. Is it wrong that I didn't sing a long song?
	WRITE	Draw a picture of the word: sing





TUESDAY ACTIVITY 1

	LOOK & SAY	wrong	what	didn't	secrets	thought
	SOUND OUT	brag	bring	brat	brim	
		brim	brat	bring	brag	
	READ	The brat will brag. The brat will brag to his friends. Is it good to brag? Is it good to brag to friends? No, it is wrong. It is wrong to brag. It is wrong to brag to friends. It is wrong for the brat to brag!				
	WRITE	Draw a picture of the word: brat				

TUESDAY ACTIVITY 2

	READ	Read the  and  words from Tuesday Activity 1.				
	WRITE	<ol style="list-style-type: none"> What will the brat do? The brat will _____. Is it good to brag to friends? _____, it is _____ to brag to friends. 				

WEDNESDAY ACTIVITY 1

	LOOK & SAY	wrong	what	didn't	secrets	thought
	SOUND OUT	fork	horn	storm	born	
		born	storm	horn	fork	
	READ	I have a secret. What is my secret? My secret is that I am scared. I am scared of storms. Are you scared? Are you scared of storms? No, I am not scared of storms. Why are you scared of storms?				
	WRITE	<ol style="list-style-type: none"> What do I have? I have a _____. What am I scared of? I am scared of _____. 				

WEDNESDAY ACTIVITY 2



READ

Read the  and  words from Wednesday Activity 1.



WRITE

Write the  words and  words in your dictionary.
Draw a picture of the word: **fork**

THURSDAY ACTIVITY 1



LOOK & SAY

wrong

what

didn't

secrets

thought



SOUND OUT

brag

fork

bring

horn

brat

storm

brim

born



READ



Lesego was scared. She had a secret. She thought Mom would be mad. She thought it was wrong. Lesego did not feel good. What should Lesego do? She should tell Mom. She must not keep secrets from her mom. Mom didn't get mad.





THURSDAY ACTIVITY 2

	READ	Read the  and  words from Thursday Activity 1.
	WRITE	Draw a picture of your favourite part of the Big Book story.







FRIDAY ACTIVITY 1

	READ	Read all the  and  words again.
	READ	Read the story from Thursday Activity 1.






FRIDAY ACTIVITY 2

	READ	Read all the  and  words again.
	WRITE	Write the sentences in your book. Fix the mistakes. 1. lesego was scared 2. what should lesego do 3. mom didnt get mad





MONDAY ACTIVITY 1

	LOOK & SAY	wrong	what	didn't	secrets	thought
	SOUND OUT	ring	car	song	far	
		sing	tar	long	tar	
	READ	What is wrong with the car? What is wrong with that red car? What is wrong with the red car on the tar road? What is wrong with the red car on the long tar road? I do not know. I do not know what is wrong with the red car!				
	WRITE	Write the  and  words in your dictionary.				





MONDAY ACTIVITY 2

	READ	Read the  and  words from Monday Activity 1.
	READ	What song did you sing? Did you sing a song? Did you sing a long song? What song did you sing? I didn't sing. I didn't sing a song. I didn't sing a long song. Is it wrong that I didn't sing a long song?
	WRITE	Draw a picture of the word: sing





TUESDAY ACTIVITY 1

	LOOK & SAY	wrong	what	didn't	secrets	thought
	SOUND OUT	brag	bring	brat	brim	
		brim	brat	bring	brag	
	READ	The brat will brag. The brat will brag to his friends. Is it good to brag? Is it good to brag to friends? No, it is wrong. It is wrong to brag. It is wrong to brag to friends. It is wrong for the brat to brag!				
	WRITE	Draw a picture of the word: brat				

TUESDAY ACTIVITY 2

	READ	Read the  and  words from Tuesday Activity 1.				
	WRITE	<ol style="list-style-type: none"> What will the brat do? The brat will _____. Is it good to brag to friends? _____, it is _____ to brag to friends. 				

WEDNESDAY ACTIVITY 1

	LOOK & SAY	wrong	what	didn't	secrets	thought
	SOUND OUT	fork	horn	storm	born	
		born	storm	horn	fork	
	READ	I have a secret. What is my secret? My secret is that I am scared. I am scared of storms. Are you scared? Are you scared of storms? No, I am not scared of storms. Why are you scared of storms?				
	WRITE	<ol style="list-style-type: none"> What do I have? I have a _____. What am I scared of? I am scared of _____. 				

WEDNESDAY ACTIVITY 2



READ

Read the  and  words from Wednesday Activity 1.



WRITE

Write the  words and  words in your dictionary.
Draw a picture of the word: **fork**

THURSDAY ACTIVITY 1



LOOK & SAY

wrong

what

didn't

secrets

thought



SOUND OUT

brag

fork

bring

horn

brat

storm

brim

born



READ







Lesego was scared. She had a secret. She thought Mom would be mad. She thought it was wrong. Lesego did not feel good. What should Lesego do? She should tell Mom. She must not keep secrets from her mom. Mom didn't get mad.





THURSDAY ACTIVITY 2

	READ	Read the  and  words from Thursday Activity 1.
	WRITE	Draw a picture of your favourite part of the Big Book story.







FRIDAY ACTIVITY 1

	READ	Read all the  and  words again.
	READ	Read the story from Thursday Activity 1.






FRIDAY ACTIVITY 2

	READ	Read all the  and  words again.
	WRITE	Write the sentences in your book. Fix the mistakes. 1. lesego was scared 2. what should lesego do 3. mom didnt get mad





MONDAY ACTIVITY 1

	LOOK & SAY	wrong	what	didn't	secrets	thought
	SOUND OUT	ring	car	song	far	
		sing	tar	long	tar	
	READ	What is wrong with the car? What is wrong with that red car? What is wrong with the red car on the tar road? What is wrong with the red car on the long tar road? I do not know. I do not know what is wrong with the red car!				
	WRITE	Write the  and  words in your dictionary.				





MONDAY ACTIVITY 2

	READ	Read the  and  words from Monday Activity 1.
	READ	What song did you sing? Did you sing a song? Did you sing a long song? What song did you sing? I didn't sing. I didn't sing a song. I didn't sing a long song. Is it wrong that I didn't sing a long song?
	WRITE	Draw a picture of the word: sing





TUESDAY ACTIVITY 1

	LOOK & SAY	wrong	what	didn't	secrets	thought
	SOUND OUT	brag	bring	brat	brim	
		brim	brat	bring	brag	
	READ	The brat will brag. The brat will brag to his friends. Is it good to brag? Is it good to brag to friends? No, it is wrong. It is wrong to brag. It is wrong to brag to friends. It is wrong for the brat to brag!				
	WRITE	Draw a picture of the word: brat				

TUESDAY ACTIVITY 2

	READ	Read the  and  words from Tuesday Activity 1.				
	WRITE	<ol style="list-style-type: none"> What will the brat do? The brat will _____. Is it good to brag to friends? _____, it is _____ to brag to friends. 				

WEDNESDAY ACTIVITY 1

	LOOK & SAY	wrong	what	didn't	secrets	thought
	SOUND OUT	fork	horn	storm	born	
		born	storm	horn	fork	
	READ	I have a secret. What is my secret? My secret is that I am scared. I am scared of storms. Are you scared? Are you scared of storms? No, I am not scared of storms. Why are you scared of storms?				
	WRITE	<ol style="list-style-type: none"> What do I have? I have a _____. What am I scared of? I am scared of _____. 				

WEDNESDAY ACTIVITY 2



READ

Read the  and  words from Wednesday Activity 1.



WRITE

Write the  words and  words in your dictionary.
Draw a picture of the word: **fork**

THURSDAY ACTIVITY 1



LOOK & SAY

wrong

what

didn't

secrets

thought



SOUND OUT

brag

fork

bring

horn

brat

storm

brim

born



READ



Lesego was scared. She had a secret. She thought Mom would be mad. She thought it was wrong. Lesego did not feel good. What should Lesego do? She should tell Mom. She must not keep secrets from her mom. Mom didn't get mad.





THURSDAY ACTIVITY 2

	READ	Read the  and  words from Thursday Activity 1.
	WRITE	Draw a picture of your favourite part of the Big Book story.







FRIDAY ACTIVITY 1

	READ	Read all the  and  words again.
	READ	Read the story from Thursday Activity 1.






FRIDAY ACTIVITY 2

	READ	Read all the  and  words again.
	WRITE	Write the sentences in your book. Fix the mistakes. 1. lesego was scared 2. what should lesego do 3. mom didnt get mad





MONDAY ACTIVITY 1

	LOOK & SAY	wrong	what	didn't	secrets	thought
	SOUND OUT	ring	car	song	far	
		sing	tar	long	tar	
	READ	What is wrong with the car? What is wrong with that red car? What is wrong with the red car on the tar road? What is wrong with the red car on the long tar road? I do not know. I do not know what is wrong with the red car!				
	WRITE	Write the  and  words in your dictionary.				





MONDAY ACTIVITY 2

	READ	Read the  and  words from Monday Activity 1.
	READ	What song did you sing? Did you sing a song? Did you sing a long song? What song did you sing? I didn't sing. I didn't sing a song. I didn't sing a long song. Is it wrong that I didn't sing a long song?
	WRITE	Draw a picture of the word: sing





TUESDAY ACTIVITY 1

	LOOK & SAY	wrong	what	didn't	secrets	thought
	SOUND OUT	brag	bring	brat	brim	
		brim	brat	bring	brag	
	READ	The brat will brag. The brat will brag to his friends. Is it good to brag? Is it good to brag to friends? No, it is wrong. It is wrong to brag. It is wrong to brag to friends. It is wrong for the brat to brag!				
	WRITE	Draw a picture of the word: brat				

TUESDAY ACTIVITY 2

	READ	Read the  and  words from Tuesday Activity 1.				
	WRITE	<ol style="list-style-type: none"> What will the brat do? The brat will _____. Is it good to brag to friends? _____, it is _____ to brag to friends. 				

WEDNESDAY ACTIVITY 1

	LOOK & SAY	wrong	what	didn't	secrets	thought
	SOUND OUT	fork	horn	storm	born	
		born	storm	horn	fork	
	READ	I have a secret. What is my secret? My secret is that I am scared. I am scared of storms. Are you scared? Are you scared of storms? No, I am not scared of storms. Why are you scared of storms?				
	WRITE	<ol style="list-style-type: none"> What do I have? I have a _____. What am I scared of? I am scared of _____. 				

WEDNESDAY ACTIVITY 2



READ

Read the  and  words from Wednesday Activity 1.



WRITE

Write the  words and  words in your dictionary.
Draw a picture of the word: **fork**

THURSDAY ACTIVITY 1



LOOK & SAY

wrong

what

didn't

secrets

thought



SOUND OUT

brag

fork

bring

horn

brat

storm

brim

born



READ







Lesego was scared. She had a secret. She thought Mom would be mad. She thought it was wrong. Lesego did not feel good. What should Lesego do? She should tell Mom. She must not keep secrets from her mom. Mom didn't get mad.





THURSDAY ACTIVITY 2

	READ	Read the  and  words from Thursday Activity 1.
	WRITE	Draw a picture of your favourite part of the Big Book story.







FRIDAY ACTIVITY 1

	READ	Read all the  and  words again.
	READ	Read the story from Thursday Activity 1.






FRIDAY ACTIVITY 2

	READ	Read all the  and  words again.
	WRITE	Write the sentences in your book. Fix the mistakes. 1. lesego was scared 2. what should lesego do 3. mom didnt get mad





MONDAY ACTIVITY 1

	LOOK & SAY	wrong	what	didn't	secrets	thought
	SOUND OUT	ring	car	song	far	
		sing	tar	long	tar	
	READ	What is wrong with the car? What is wrong with that red car? What is wrong with the red car on the tar road? What is wrong with the red car on the long tar road? I do not know. I do not know what is wrong with the red car!				
	WRITE	Write the  and  words in your dictionary.				





MONDAY ACTIVITY 2

	READ	Read the  and  words from Monday Activity 1.
	READ	What song did you sing? Did you sing a song? Did you sing a long song? What song did you sing? I didn't sing. I didn't sing a song. I didn't sing a long song. Is it wrong that I didn't sing a long song?
	WRITE	Draw a picture of the word: sing





TUESDAY ACTIVITY 1

	LOOK & SAY	wrong	what	didn't	secrets	thought
	SOUND OUT	brag	bring	brat	brim	
		brim	brat	bring	brag	
	READ	The brat will brag. The brat will brag to his friends. Is it good to brag? Is it good to brag to friends? No, it is wrong. It is wrong to brag. It is wrong to brag to friends. It is wrong for the brat to brag!				
	WRITE	Draw a picture of the word: brat				

TUESDAY ACTIVITY 2

	READ	Read the  and  words from Tuesday Activity 1.				
	WRITE	<ol style="list-style-type: none"> What will the brat do? The brat will _____. Is it good to brag to friends? _____, it is _____ to brag to friends. 				

WEDNESDAY ACTIVITY 1

	LOOK & SAY	wrong	what	didn't	secrets	thought
	SOUND OUT	fork	horn	storm	born	
		born	storm	horn	fork	
	READ	I have a secret. What is my secret? My secret is that I am scared. I am scared of storms. Are you scared? Are you scared of storms? No, I am not scared of storms. Why are you scared of storms?				
	WRITE	<ol style="list-style-type: none"> What do I have? I have a _____. What am I scared of? I am scared of _____. 				

WEDNESDAY ACTIVITY 2



READ

Read the  and  words from Wednesday Activity 1.



WRITE

Write the  words and  words in your dictionary.
Draw a picture of the word: **fork**

THURSDAY ACTIVITY 1



LOOK & SAY

wrong

what

didn't

secrets

thought



SOUND OUT

brag

fork

bring

horn

brat

storm

brim

born



READ



Lesego was scared. She had a secret. She thought Mom would be mad. She thought it was wrong. Lesego did not feel good. What should Lesego do? She should tell Mom. She must not keep secrets from her mom. Mom didn't get mad.





THURSDAY ACTIVITY 2

	READ	Read the  and  words from Thursday Activity 1.
	WRITE	Draw a picture of your favourite part of the Big Book story.







FRIDAY ACTIVITY 1

	READ	Read all the  and  words again.
	READ	Read the story from Thursday Activity 1.






FRIDAY ACTIVITY 2

	READ	Read all the  and  words again.
	WRITE	Write the sentences in your book. Fix the mistakes. 1. lesego was scared 2. what should lesego do 3. mom didnt get mad





MONDAY ACTIVITY 1

	LOOK & SAY	wrong	what	didn't	secrets	thought
	SOUND OUT	ring	car	song	far	
		sing	tar	long	tar	
	READ	What is wrong with the car? What is wrong with that red car? What is wrong with the red car on the tar road? What is wrong with the red car on the long tar road? I do not know. I do not know what is wrong with the red car!				
	WRITE	Write the  and  words in your dictionary.				





MONDAY ACTIVITY 2

	READ	Read the  and  words from Monday Activity 1.
	READ	What song did you sing? Did you sing a song? Did you sing a long song? What song did you sing? I didn't sing. I didn't sing a song. I didn't sing a long song. Is it wrong that I didn't sing a long song?
	WRITE	Draw a picture of the word: sing





TUESDAY ACTIVITY 1

	LOOK & SAY	wrong	what	didn't	secrets	thought
	SOUND OUT	brag	bring	brat	brim	
		brim	brat	bring	brag	
	READ	The brat will brag. The brat will brag to his friends. Is it good to brag? Is it good to brag to friends? No, it is wrong. It is wrong to brag. It is wrong to brag to friends. It is wrong for the brat to brag!				
	WRITE	Draw a picture of the word: brat				

TUESDAY ACTIVITY 2

	READ	Read the  and  words from Tuesday Activity 1.				
	WRITE	<ol style="list-style-type: none"> What will the brat do? The brat will _____. Is it good to brag to friends? _____, it is _____ to brag to friends. 				

WEDNESDAY ACTIVITY 1

	LOOK & SAY	wrong	what	didn't	secrets	thought
	SOUND OUT	fork	horn	storm	born	
		born	storm	horn	fork	
	READ	I have a secret. What is my secret? My secret is that I am scared. I am scared of storms. Are you scared? Are you scared of storms? No, I am not scared of storms. Why are you scared of storms?				
	WRITE	<ol style="list-style-type: none"> What do I have? I have a _____. What am I scared of? I am scared of _____. 				

WEDNESDAY ACTIVITY 2



READ

Read the  and  words from Wednesday Activity 1.



WRITE

Write the  words and  words in your dictionary.
Draw a picture of the word: **fork**

THURSDAY ACTIVITY 1



LOOK & SAY

wrong

what

didn't

secrets

thought



SOUND OUT

brag

fork

bring

horn

brat

storm

brim

born



READ



Lesego was scared. She had a secret. She thought Mom would be mad. She thought it was wrong. Lesego did not feel good. What should Lesego do? She should tell Mom. She must not keep secrets from her mom. Mom didn't get mad.





THURSDAY ACTIVITY 2

	READ	Read the  and  words from Thursday Activity 1.
	WRITE	Draw a picture of your favourite part of the Big Book story.







FRIDAY ACTIVITY 1

	READ	Read all the  and  words again.
	READ	Read the story from Thursday Activity 1.






FRIDAY ACTIVITY 2

	READ	Read all the  and  words again.
	WRITE	Write the sentences in your book. Fix the mistakes. 1. lesego was scared 2. what should lesego do 3. mom didnt get mad





MONDAY ACTIVITY 1

	LOOK & SAY	wrong	what	didn't	secrets	thought
	SOUND OUT	ring	car	song	far	
		sing	tar	long	tar	
	READ	What is wrong with the car? What is wrong with that red car? What is wrong with the red car on the tar road? What is wrong with the red car on the long tar road? I do not know. I do not know what is wrong with the red car!				
	WRITE	Write the  and  words in your dictionary.				





MONDAY ACTIVITY 2

	READ	Read the  and  words from Monday Activity 1.
	READ	What song did you sing? Did you sing a song? Did you sing a long song? What song did you sing? I didn't sing. I didn't sing a song. I didn't sing a long song. Is it wrong that I didn't sing a long song?
	WRITE	Draw a picture of the word: sing





TUESDAY ACTIVITY 1

	LOOK & SAY	wrong	what	didn't	secrets	thought
	SOUND OUT	brag	bring	brat	brim	
		brim	brat	bring	brag	
	READ	The brat will brag. The brat will brag to his friends. Is it good to brag? Is it good to brag to friends? No, it is wrong. It is wrong to brag. It is wrong to brag to friends. It is wrong for the brat to brag!				
	WRITE	Draw a picture of the word: brat				







TUESDAY ACTIVITY 2

	READ	Read the  and  words from Tuesday Activity 1.				
	WRITE	<ol style="list-style-type: none"> What will the brat do? The brat will _____. Is it good to brag to friends? _____, it is _____ to brag to friends. 				



WEDNESDAY ACTIVITY 1


	LOOK & SAY	wrong	what	didn't	secrets	thought
	SOUND OUT	fork	horn	storm	born	
		born	storm	horn	fork	
	READ	I have a secret. What is my secret? My secret is that I am scared. I am scared of storms. Are you scared? Are you scared of storms? No, I am not scared of storms. Why are you scared of storms?				
	WRITE	<ol style="list-style-type: none"> What do I have? I have a _____. What am I scared of? I am scared of _____. 				

WEDNESDAY ACTIVITY 2

	READ	Read the  and  words from Wednesday Activity 1.
	WRITE	Write the  words and  words in your dictionary. Draw a picture of the word: fork

THURSDAY ACTIVITY 1

	LOOK & SAY	wrong	what	didn't	secrets	thought
	SOUND OUT	brag	fork	bring	horn	
		brat	storm	brim	born	

	READ	<div data-bbox="422 750 1484 1601" data-label="Image"> </div> <p data-bbox="367 1624 1524 1814">Lesego was scared. She had a secret. She thought Mom would be mad. She though it was wrong. Lesego did not feel good. What should Lesego do? She should tell Mom. She must not keep secrets from her mom. Mom didn't get mad.</p>
--	-------------	---

THURSDAY ACTIVITY 2



READ

Read the  and  words from Thursday Activity 1.



WRITE

Draw a picture of your favourite part of the Big Book story.

FRIDAY ACTIVITY 1



READ

Read all the  and  words again.



READ

Read the story from Thursday Activity 1.

FRIDAY ACTIVITY 2



READ

Read all the  and  words again.









WRITE






Write the sentences in your book. Fix the mistakes.

1. lesego was scared
2. what should lesego do
3. mom didnt get mad





MONDAY ACTIVITY 1

	LOOK & SAY	wrong	what	didn't	secrets	thought
	SOUND OUT	ring	car	song	far	
		sing	tar	long	tar	
	READ	What is wrong with the car? What is wrong with that red car? What is wrong with the red car on the tar road? What is wrong with the red car on the long tar road? I do not know. I do not know what is wrong with the red car!				
	WRITE	Write the  and  words in your dictionary.				





MONDAY ACTIVITY 2

	READ	Read the  and  words from Monday Activity 1.
	READ	What song did you sing? Did you sing a song? Did you sing a long song? What song did you sing? I didn't sing. I didn't sing a song. I didn't sing a long song. Is it wrong that I didn't sing a long song?
	WRITE	Draw a picture of the word: sing





TUESDAY ACTIVITY 1

	LOOK & SAY	wrong	what	didn't	secrets	thought
	SOUND OUT	brag	bring	brat	brim	
		brim	brat	bring	brag	
	READ	The brat will brag. The brat will brag to his friends. Is it good to brag? Is it good to brag to friends? No, it is wrong. It is wrong to brag. It is wrong to brag to friends. It is wrong for the brat to brag!				
	WRITE	Draw a picture of the word: brat				

TUESDAY ACTIVITY 2

	READ	Read the  and  words from Tuesday Activity 1.				
	WRITE	<ol style="list-style-type: none"> What will the brat do? The brat will _____. Is it good to brag to friends? _____, it is _____ to brag to friends. 				

WEDNESDAY ACTIVITY 1

	LOOK & SAY	wrong	what	didn't	secrets	thought
	SOUND OUT	fork	horn	storm	born	
		born	storm	horn	fork	
	READ	I have a secret. What is my secret? My secret is that I am scared. I am scared of storms. Are you scared? Are you scared of storms? No, I am not scared of storms. Why are you scared of storms?				
	WRITE	<ol style="list-style-type: none"> What do I have? I have a _____. What am I scared of? I am scared of _____. 				

WEDNESDAY ACTIVITY 2



READ

Read the  and  words from Wednesday Activity 1.



WRITE

Write the  words and  words in your dictionary.
Draw a picture of the word: **fork**

THURSDAY ACTIVITY 1



LOOK & SAY

wrong

what

didn't

secrets

thought



SOUND OUT

brag

fork

bring

horn

brat

storm

brim

born



READ







Lesego was scared. She had a secret. She thought Mom would be mad. She thought it was wrong. Lesego did not feel good. What should Lesego do? She should tell Mom. She must not keep secrets from her mom. Mom didn't get mad.





THURSDAY ACTIVITY 2

	READ	Read the  and  words from Thursday Activity 1.
	WRITE	Draw a picture of your favourite part of the Big Book story.







FRIDAY ACTIVITY 1

	READ	Read all the  and  words again.
	READ	Read the story from Thursday Activity 1.






FRIDAY ACTIVITY 2

	READ	Read all the  and  words again.
	WRITE	Write the sentences in your book. Fix the mistakes. 1. lesego was scared 2. what should lesego do 3. mom didnt get mad





MONDAY ACTIVITY 1

	LOOK & SAY	wrong	what	didn't	secrets	thought
	SOUND OUT	ring	car	song	far	
		sing	tar	long	tar	
	READ	What is wrong with the car? What is wrong with that red car? What is wrong with the red car on the tar road? What is wrong with the red car on the long tar road? I do not know. I do not know what is wrong with the red car!				
	WRITE	Write the  and  words in your dictionary.				





MONDAY ACTIVITY 2

	READ	Read the  and  words from Monday Activity 1.
	READ	What song did you sing? Did you sing a song? Did you sing a long song? What song did you sing? I didn't sing. I didn't sing a song. I didn't sing a long song. Is it wrong that I didn't sing a long song?
	WRITE	Draw a picture of the word: sing





TUESDAY ACTIVITY 1

	LOOK & SAY	wrong	what	didn't	secrets	thought
	SOUND OUT	brag	bring	brat	brim	
		brim	brat	bring	brag	
	READ	The brat will brag. The brat will brag to his friends. Is it good to brag? Is it good to brag to friends? No, it is wrong. It is wrong to brag. It is wrong to brag to friends. It is wrong for the brat to brag!				
	WRITE	Draw a picture of the word: brat				

TUESDAY ACTIVITY 2

	READ	Read the  and  words from Tuesday Activity 1.				
	WRITE	<ol style="list-style-type: none"> What will the brat do? The brat will _____. Is it good to brag to friends? _____, it is _____ to brag to friends. 				

WEDNESDAY ACTIVITY 1

	LOOK & SAY	wrong	what	didn't	secrets	thought
	SOUND OUT	fork	horn	storm	born	
		born	storm	horn	fork	
	READ	I have a secret. What is my secret? My secret is that I am scared. I am scared of storms. Are you scared? Are you scared of storms? No, I am not scared of storms. Why are you scared of storms?				
	WRITE	<ol style="list-style-type: none"> What do I have? I have a _____. What am I scared of? I am scared of _____. 				

WEDNESDAY ACTIVITY 2



READ

Read the  and  words from Wednesday Activity 1.



WRITE

Write the  words and  words in your dictionary.
Draw a picture of the word: **fork**

THURSDAY ACTIVITY 1



LOOK & SAY

wrong

what

didn't

secrets

thought



SOUND OUT

brag

fork

bring

horn

brat

storm

brim

born



READ



Lesego was scared. She had a secret. She thought Mom would be mad. She thought it was wrong. Lesego did not feel good. What should Lesego do? She should tell Mom. She must not keep secrets from her mom. Mom didn't get mad.





THURSDAY ACTIVITY 2

	READ	Read the  and  words from Thursday Activity 1.
	WRITE	Draw a picture of your favourite part of the Big Book story.







FRIDAY ACTIVITY 1

	READ	Read all the  and  words again.
	READ	Read the story from Thursday Activity 1.






FRIDAY ACTIVITY 2

	READ	Read all the  and  words again.
	WRITE	Write the sentences in your book. Fix the mistakes. 1. lesego was scared 2. what should lesego do 3. mom didnt get mad





MONDAY ACTIVITY 1

	LOOK & SAY	wrong	what	didn't	secrets	thought
	SOUND OUT	ring	car	song	far	
		sing	tar	long	tar	
	READ	What is wrong with the car? What is wrong with that red car? What is wrong with the red car on the tar road? What is wrong with the red car on the long tar road? I do not know. I do not know what is wrong with the red car!				
	WRITE	Write the  and  words in your dictionary.				





MONDAY ACTIVITY 2

	READ	Read the  and  words from Monday Activity 1.
	READ	What song did you sing? Did you sing a song? Did you sing a long song? What song did you sing? I didn't sing. I didn't sing a song. I didn't sing a long song. Is it wrong that I didn't sing a long song?
	WRITE	Draw a picture of the word: sing





TUESDAY ACTIVITY 1

	LOOK & SAY	wrong	what	didn't	secrets	thought
	SOUND OUT	brag	bring	brat	brim	
		brim	brat	bring	brag	
	READ	The brat will brag. The brat will brag to his friends. Is it good to brag? Is it good to brag to friends? No, it is wrong. It is wrong to brag. It is wrong to brag to friends. It is wrong for the brat to brag!				
	WRITE	Draw a picture of the word: brat				

TUESDAY ACTIVITY 2

	READ	Read the  and  words from Tuesday Activity 1.				
	WRITE	<ol style="list-style-type: none"> What will the brat do? The brat will _____. Is it good to brag to friends? _____, it is _____ to brag to friends. 				

WEDNESDAY ACTIVITY 1

	LOOK & SAY	wrong	what	didn't	secrets	thought
	SOUND OUT	fork	horn	storm	born	
		born	storm	horn	fork	
	READ	I have a secret. What is my secret? My secret is that I am scared. I am scared of storms. Are you scared? Are you scared of storms? No, I am not scared of storms. Why are you scared of storms?				
	WRITE	<ol style="list-style-type: none"> What do I have? I have a _____. What am I scared of? I am scared of _____. 				

WEDNESDAY ACTIVITY 2



READ

Read the  and  words from Wednesday Activity 1.



WRITE

Write the  words and  words in your dictionary.
Draw a picture of the word: **fork**

THURSDAY ACTIVITY 1



LOOK & SAY

wrong

what

didn't

secrets

thought



SOUND OUT

brag

fork

bring

horn

brat

storm

brim

born



READ



Lesego was scared. She had a secret. She thought Mom would be mad. She thought it was wrong. Lesego did not feel good. What should Lesego do? She should tell Mom. She must not keep secrets from her mom. Mom didn't get mad.





THURSDAY ACTIVITY 2

	READ	Read the  and  words from Thursday Activity 1.
	WRITE	Draw a picture of your favourite part of the Big Book story.







FRIDAY ACTIVITY 1

	READ	Read all the  and  words again.
	READ	Read the story from Thursday Activity 1.






FRIDAY ACTIVITY 2

	READ	Read all the  and  words again.
	WRITE	Write the sentences in your book. Fix the mistakes. 1. lesego was scared 2. what should lesego do 3. mom didnt get mad





MONDAY ACTIVITY 1

	LOOK & SAY	wrong	what	didn't	secrets	thought
	SOUND OUT	ring	car	song	far	
		sing	tar	long	tar	
	READ	What is wrong with the car? What is wrong with that red car? What is wrong with the red car on the tar road? What is wrong with the red car on the long tar road? I do not know. I do not know what is wrong with the red car!				
	WRITE	Write the  and  words in your dictionary.				





MONDAY ACTIVITY 2

	READ	Read the  and  words from Monday Activity 1.
	READ	What song did you sing? Did you sing a song? Did you sing a long song? What song did you sing? I didn't sing. I didn't sing a song. I didn't sing a long song. Is it wrong that I didn't sing a long song?
	WRITE	Draw a picture of the word: sing





TUESDAY ACTIVITY 1

	LOOK & SAY	wrong	what	didn't	secrets	thought
	SOUND OUT	brag	bring	brat	brim	
		brim	brat	bring	brag	
	READ	The brat will brag. The brat will brag to his friends. Is it good to brag? Is it good to brag to friends? No, it is wrong. It is wrong to brag. It is wrong to brag to friends. It is wrong for the brat to brag!				
	WRITE	Draw a picture of the word: brat				

TUESDAY ACTIVITY 2

	READ	Read the  and  words from Tuesday Activity 1.				
	WRITE	<ol style="list-style-type: none"> What will the brat do? The brat will _____. Is it good to brag to friends? _____, it is _____ to brag to friends. 				

WEDNESDAY ACTIVITY 1

	LOOK & SAY	wrong	what	didn't	secrets	thought
	SOUND OUT	fork	horn	storm	born	
		born	storm	horn	fork	
	READ	I have a secret. What is my secret? My secret is that I am scared. I am scared of storms. Are you scared? Are you scared of storms? No, I am not scared of storms. Why are you scared of storms?				
	WRITE	<ol style="list-style-type: none"> What do I have? I have a _____. What am I scared of? I am scared of _____. 				

WEDNESDAY ACTIVITY 2



READ

Read the  and  words from Wednesday Activity 1.



WRITE

Write the  words and  words in your dictionary.
Draw a picture of the word: **fork**

THURSDAY ACTIVITY 1



LOOK & SAY

wrong

what

didn't

secrets

thought



SOUND OUT

brag

fork

bring

horn

brat

storm

brim

born



READ



Lesego was scared. She had a secret. She thought Mom would be mad. She thought it was wrong. Lesego did not feel good. What should Lesego do? She should tell Mom. She must not keep secrets from her mom. Mom didn't get mad.





THURSDAY ACTIVITY 2

	READ	Read the  and  words from Thursday Activity 1.
	WRITE	Draw a picture of your favourite part of the Big Book story.







FRIDAY ACTIVITY 1

	READ	Read all the  and  words again.
	READ	Read the story from Thursday Activity 1.






FRIDAY ACTIVITY 2

	READ	Read all the  and  words again.
	WRITE	Write the sentences in your book. Fix the mistakes. 1. lesego was scared 2. what should lesego do 3. mom didnt get mad





MONDAY ACTIVITY 1

	LOOK & SAY	wrong	what	didn't	secrets	thought
	SOUND OUT	ring	car	song	far	
		sing	tar	long	tar	
	READ	What is wrong with the car? What is wrong with that red car? What is wrong with the red car on the tar road? What is wrong with the red car on the long tar road? I do not know. I do not know what is wrong with the red car!				
	WRITE	Write the  and  words in your dictionary.				





MONDAY ACTIVITY 2

	READ	Read the  and  words from Monday Activity 1.
	READ	What song did you sing? Did you sing a song? Did you sing a long song? What song did you sing? I didn't sing. I didn't sing a song. I didn't sing a long song. Is it wrong that I didn't sing a long song?
	WRITE	Draw a picture of the word: sing





TUESDAY ACTIVITY 1

	LOOK & SAY	wrong	what	didn't	secrets	thought
	SOUND OUT	brag	bring	brat	brim	
		brim	brat	bring	brag	
	READ	The brat will brag. The brat will brag to his friends. Is it good to brag? Is it good to brag to friends? No, it is wrong. It is wrong to brag. It is wrong to brag to friends. It is wrong for the brat to brag!				
	WRITE	Draw a picture of the word: brat				

TUESDAY ACTIVITY 2

	READ	Read the  and  words from Tuesday Activity 1.				
	WRITE	<ol style="list-style-type: none"> What will the brat do? The brat will _____. Is it good to brag to friends? _____, it is _____ to brag to friends. 				

WEDNESDAY ACTIVITY 1

	LOOK & SAY	wrong	what	didn't	secrets	thought
	SOUND OUT	fork	horn	storm	born	
		born	storm	horn	fork	
	READ	I have a secret. What is my secret? My secret is that I am scared. I am scared of storms. Are you scared? Are you scared of storms? No, I am not scared of storms. Why are you scared of storms?				
	WRITE	<ol style="list-style-type: none"> What do I have? I have a _____. What am I scared of? I am scared of _____. 				

WEDNESDAY ACTIVITY 2



READ

Read the  and  words from Wednesday Activity 1.



WRITE

Write the  words and  words in your dictionary.
Draw a picture of the word: **fork**

THURSDAY ACTIVITY 1



LOOK & SAY

wrong

what

didn't

secrets

thought



SOUND OUT

brag

fork

bring

horn

brat

storm

brim

born



READ







Lesego was scared. She had a secret. She thought Mom would be mad. She thought it was wrong. Lesego did not feel good. What should Lesego do? She should tell Mom. She must not keep secrets from her mom. Mom didn't get mad.





THURSDAY ACTIVITY 2

	READ	Read the  and  words from Thursday Activity 1.
	WRITE	Draw a picture of your favourite part of the Big Book story.







FRIDAY ACTIVITY 1

	READ	Read all the  and  words again.
	READ	Read the story from Thursday Activity 1.






FRIDAY ACTIVITY 2

	READ	Read all the  and  words again.
	WRITE	Write the sentences in your book. Fix the mistakes. 1. lesego was scared 2. what should lesego do 3. mom didnt get mad





MONDAY ACTIVITY 1

	LOOK & SAY	wrong	what	didn't	secrets	thought
	SOUND OUT	ring	car	song	far	
		sing	tar	long	tar	
	READ	What is wrong with the car? What is wrong with that red car? What is wrong with the red car on the tar road? What is wrong with the red car on the long tar road? I do not know. I do not know what is wrong with the red car!				
	WRITE	Write the  and  words in your dictionary.				





MONDAY ACTIVITY 2

	READ	Read the  and  words from Monday Activity 1.
	READ	What song did you sing? Did you sing a song? Did you sing a long song? What song did you sing? I didn't sing. I didn't sing a song. I didn't sing a long song. Is it wrong that I didn't sing a long song?
	WRITE	Draw a picture of the word: sing





TUESDAY ACTIVITY 1

	LOOK & SAY	wrong	what	didn't	secrets	thought
	SOUND OUT	brag	bring	brat	brim	
		brim	brat	bring	brag	
	READ	The brat will brag. The brat will brag to his friends. Is it good to brag? Is it good to brag to friends? No, it is wrong. It is wrong to brag. It is wrong to brag to friends. It is wrong for the brat to brag!				
	WRITE	Draw a picture of the word: brat				

TUESDAY ACTIVITY 2

	READ	Read the  and  words from Tuesday Activity 1.				
	WRITE	<ol style="list-style-type: none"> What will the brat do? The brat will _____. Is it good to brag to friends? _____, it is _____ to brag to friends. 				

WEDNESDAY ACTIVITY 1

	LOOK & SAY	wrong	what	didn't	secrets	thought
	SOUND OUT	fork	horn	storm	born	
		born	storm	horn	fork	
	READ	I have a secret. What is my secret? My secret is that I am scared. I am scared of storms. Are you scared? Are you scared of storms? No, I am not scared of storms. Why are you scared of storms?				
	WRITE	<ol style="list-style-type: none"> What do I have? I have a _____. What am I scared of? I am scared of _____. 				

WEDNESDAY ACTIVITY 2



READ

Read the  and  words from Wednesday Activity 1.



WRITE

Write the  words and  words in your dictionary.
Draw a picture of the word: **fork**

THURSDAY ACTIVITY 1



LOOK & SAY

wrong

what

didn't

secrets

thought



SOUND OUT

brag

fork

bring

horn

brat

storm

brim

born



READ



Lesego was scared. She had a secret. She thought Mom would be mad. She thought it was wrong. Lesego did not feel good. What should Lesego do? She should tell Mom. She must not keep secrets from her mom. Mom didn't get mad.





THURSDAY ACTIVITY 2

	READ	Read the  and  words from Thursday Activity 1.
	WRITE	Draw a picture of your favourite part of the Big Book story.







FRIDAY ACTIVITY 1

	READ	Read all the  and  words again.
	READ	Read the story from Thursday Activity 1.






FRIDAY ACTIVITY 2

	READ	Read all the  and  words again.
	WRITE	Write the sentences in your book. Fix the mistakes. 1. lesego was scared 2. what should lesego do 3. mom didnt get mad





MONDAY ACTIVITY 1

	LOOK & SAY	wrong	what	didn't	secrets	thought
	SOUND OUT	ring	car	song	far	
		sing	tar	long	tar	
	READ	What is wrong with the car? What is wrong with that red car? What is wrong with the red car on the tar road? What is wrong with the red car on the long tar road? I do not know. I do not know what is wrong with the red car!				
	WRITE	Write the  and  words in your dictionary.				





MONDAY ACTIVITY 2

	READ	Read the  and  words from Monday Activity 1.
	READ	What song did you sing? Did you sing a song? Did you sing a long song? What song did you sing? I didn't sing. I didn't sing a song. I didn't sing a long song. Is it wrong that I didn't sing a long song?
	WRITE	Draw a picture of the word: sing





TUESDAY ACTIVITY 1

	LOOK & SAY	wrong	what	didn't	secrets	thought
	SOUND OUT	brag	bring	brat	brim	
		brim	brat	bring	brag	
	READ	The brat will brag. The brat will brag to his friends. Is it good to brag? Is it good to brag to friends? No, it is wrong. It is wrong to brag. It is wrong to brag to friends. It is wrong for the brat to brag!				
	WRITE	Draw a picture of the word: brat				

TUESDAY ACTIVITY 2

	READ	Read the  and  words from Tuesday Activity 1.				
	WRITE	<ol style="list-style-type: none"> What will the brat do? The brat will _____. Is it good to brag to friends? _____, it is _____ to brag to friends. 				

WEDNESDAY ACTIVITY 1

	LOOK & SAY	wrong	what	didn't	secrets	thought
	SOUND OUT	fork	horn	storm	born	
		born	storm	horn	fork	
	READ	I have a secret. What is my secret? My secret is that I am scared. I am scared of storms. Are you scared? Are you scared of storms? No, I am not scared of storms. Why are you scared of storms?				
	WRITE	<ol style="list-style-type: none"> What do I have? I have a _____. What am I scared of? I am scared of _____. 				

WEDNESDAY ACTIVITY 2



READ

Read the  and  words from Wednesday Activity 1.



WRITE

Write the  words and  words in your dictionary.
Draw a picture of the word: **fork**

THURSDAY ACTIVITY 1



LOOK & SAY

wrong

what

didn't

secrets

thought



SOUND OUT

brag

fork

bring

horn

brat

storm

brim

born



READ



Lesego was scared. She had a secret. She thought Mom would be mad. She thought it was wrong. Lesego did not feel good. What should Lesego do? She should tell Mom. She must not keep secrets from her mom. Mom didn't get mad.





THURSDAY ACTIVITY 2

	READ	Read the  and  words from Thursday Activity 1.
	WRITE	Draw a picture of your favourite part of the Big Book story.







FRIDAY ACTIVITY 1

	READ	Read all the  and  words again.
	READ	Read the story from Thursday Activity 1.






FRIDAY ACTIVITY 2

	READ	Read all the  and  words again.
	WRITE	Write the sentences in your book. Fix the mistakes. 1. lesego was scared 2. what should lesego do 3. mom didnt get mad





MONDAY ACTIVITY 1

	LOOK & SAY	wrong	what	didn't	secrets	thought
	SOUND OUT	ring	car	song	far	
		sing	tar	long	tar	
	READ	What is wrong with the car? What is wrong with that red car? What is wrong with the red car on the tar road? What is wrong with the red car on the long tar road? I do not know. I do not know what is wrong with the red car!				
	WRITE	Write the  and  words in your dictionary.				





MONDAY ACTIVITY 2

	READ	Read the  and  words from Monday Activity 1.
	READ	What song did you sing? Did you sing a song? Did you sing a long song? What song did you sing? I didn't sing. I didn't sing a song. I didn't sing a long song. Is it wrong that I didn't sing a long song?
	WRITE	Draw a picture of the word: sing





TUESDAY ACTIVITY 1

	LOOK & SAY	wrong	what	didn't	secrets	thought
	SOUND OUT	brag	bring	brat	brim	
		brim	brat	bring	brag	
	READ	The brat will brag. The brat will brag to his friends. Is it good to brag? Is it good to brag to friends? No, it is wrong. It is wrong to brag. It is wrong to brag to friends. It is wrong for the brat to brag!				
	WRITE	Draw a picture of the word: brat				

TUESDAY ACTIVITY 2

	READ	Read the  and  words from Tuesday Activity 1.				
	WRITE	<ol style="list-style-type: none"> What will the brat do? The brat will _____. Is it good to brag to friends? _____, it is _____ to brag to friends. 				

WEDNESDAY ACTIVITY 1

	LOOK & SAY	wrong	what	didn't	secrets	thought
	SOUND OUT	fork	horn	storm	born	
		born	storm	horn	fork	
	READ	I have a secret. What is my secret? My secret is that I am scared. I am scared of storms. Are you scared? Are you scared of storms? No, I am not scared of storms. Why are you scared of storms?				
	WRITE	<ol style="list-style-type: none"> What do I have? I have a _____. What am I scared of? I am scared of _____. 				

WEDNESDAY ACTIVITY 2



READ

Read the  and  words from Wednesday Activity 1.



WRITE

Write the  words and  words in your dictionary.
Draw a picture of the word: **fork**

THURSDAY ACTIVITY 1



LOOK & SAY

wrong

what

didn't

secrets

thought



SOUND OUT

brag

fork

bring

horn

brat

storm

brim

born



READ



Lesego was scared. She had a secret. She thought Mom would be mad. She thought it was wrong. Lesego did not feel good. What should Lesego do? She should tell Mom. She must not keep secrets from her mom. Mom didn't get mad.





THURSDAY ACTIVITY 2

	READ	Read the  and  words from Thursday Activity 1.
	WRITE	Draw a picture of your favourite part of the Big Book story.







FRIDAY ACTIVITY 1

	READ	Read all the  and  words again.
	READ	Read the story from Thursday Activity 1.






FRIDAY ACTIVITY 2

	READ	Read all the  and  words again.
	WRITE	Write the sentences in your book. Fix the mistakes. 1. lesego was scared 2. what should lesego do 3. mom didnt get mad





MONDAY ACTIVITY 1

	LOOK & SAY	wrong	what	didn't	secrets	thought
	SOUND OUT	ring	car	song	far	
		sing	tar	long	tar	
	READ	What is wrong with the car? What is wrong with that red car? What is wrong with the red car on the tar road? What is wrong with the red car on the long tar road? I do not know. I do not know what is wrong with the red car!				
	WRITE	Write the  and  words in your dictionary.				





MONDAY ACTIVITY 2

	READ	Read the  and  words from Monday Activity 1.
	READ	What song did you sing? Did you sing a song? Did you sing a long song? What song did you sing? I didn't sing. I didn't sing a song. I didn't sing a long song. Is it wrong that I didn't sing a long song?
	WRITE	Draw a picture of the word: sing





TUESDAY ACTIVITY 1

	LOOK & SAY	wrong	what	didn't	secrets	thought
	SOUND OUT	brag	bring	brat	brim	
		brim	brat	bring	brag	
	READ	The brat will brag. The brat will brag to his friends. Is it good to brag? Is it good to brag to friends? No, it is wrong. It is wrong to brag. It is wrong to brag to friends. It is wrong for the brat to brag!				
	WRITE	Draw a picture of the word: brat				

TUESDAY ACTIVITY 2

	READ	Read the  and  words from Tuesday Activity 1.				
	WRITE	<ol style="list-style-type: none"> What will the brat do? The brat will _____. Is it good to brag to friends? _____, it is _____ to brag to friends. 				

WEDNESDAY ACTIVITY 1

	LOOK & SAY	wrong	what	didn't	secrets	thought
	SOUND OUT	fork	horn	storm	born	
		born	storm	horn	fork	
	READ	I have a secret. What is my secret? My secret is that I am scared. I am scared of storms. Are you scared? Are you scared of storms? No, I am not scared of storms. Why are you scared of storms?				
	WRITE	<ol style="list-style-type: none"> What do I have? I have a _____. What am I scared of? I am scared of _____. 				

WEDNESDAY ACTIVITY 2



READ

Read the  and  words from Wednesday Activity 1.



WRITE

Write the  words and  words in your dictionary.
Draw a picture of the word: **fork**

THURSDAY ACTIVITY 1



LOOK & SAY

wrong

what

didn't

secrets

thought



SOUND OUT

brag

fork

bring

horn

brat

storm

brim

born



READ



Lesego was scared. She had a secret. She thought Mom would be mad. She thought it was wrong. Lesego did not feel good. What should Lesego do? She should tell Mom. She must not keep secrets from her mom. Mom didn't get mad.





THURSDAY ACTIVITY 2

	READ	Read the  and  words from Thursday Activity 1.
	WRITE	Draw a picture of your favourite part of the Big Book story.







FRIDAY ACTIVITY 1

	READ	Read all the  and  words again.
	READ	Read the story from Thursday Activity 1.






FRIDAY ACTIVITY 2

	READ	Read all the  and  words again.
	WRITE	Write the sentences in your book. Fix the mistakes. 1. lesego was scared 2. what should lesego do 3. mom didnt get mad





MONDAY ACTIVITY 1

	LOOK & SAY	wrong	what	didn't	secrets	thought
	SOUND OUT	ring	car	song	far	
		sing	tar	long	tar	
	READ	What is wrong with the car? What is wrong with that red car? What is wrong with the red car on the tar road? What is wrong with the red car on the long tar road? I do not know. I do not know what is wrong with the red car!				
	WRITE	Write the  and  words in your dictionary.				





MONDAY ACTIVITY 2

	READ	Read the  and  words from Monday Activity 1.
	READ	What song did you sing? Did you sing a song? Did you sing a long song? What song did you sing? I didn't sing. I didn't sing a song. I didn't sing a long song. Is it wrong that I didn't sing a long song?
	WRITE	Draw a picture of the word: sing





TUESDAY ACTIVITY 1

	LOOK & SAY	wrong	what	didn't	secrets	thought
	SOUND OUT	brag	bring	brat	brim	
		brim	brat	bring	brag	
	READ	The brat will brag. The brat will brag to his friends. Is it good to brag? Is it good to brag to friends? No, it is wrong. It is wrong to brag. It is wrong to brag to friends. It is wrong for the brat to brag!				
	WRITE	Draw a picture of the word: brat				

TUESDAY ACTIVITY 2

	READ	Read the  and  words from Tuesday Activity 1.				
	WRITE	<ol style="list-style-type: none"> What will the brat do? The brat will _____. Is it good to brag to friends? _____, it is _____ to brag to friends. 				

WEDNESDAY ACTIVITY 1

	LOOK & SAY	wrong	what	didn't	secrets	thought
	SOUND OUT	fork	horn	storm	born	
		born	storm	horn	fork	
	READ	I have a secret. What is my secret? My secret is that I am scared. I am scared of storms. Are you scared? Are you scared of storms? No, I am not scared of storms. Why are you scared of storms?				
	WRITE	<ol style="list-style-type: none"> What do I have? I have a _____. What am I scared of? I am scared of _____. 				

WEDNESDAY ACTIVITY 2



READ

Read the  and  words from Wednesday Activity 1.



WRITE

Write the  words and  words in your dictionary.
Draw a picture of the word: **fork**

THURSDAY ACTIVITY 1



LOOK & SAY

wrong

what

didn't

secrets

thought



SOUND OUT

brag

fork

bring

horn

brat

storm

brim

born




READ







Lesego was scared. She had a secret. She thought Mom would be mad. She thought it was wrong. Lesego did not feel good. What should Lesego do? She should tell Mom. She must not keep secrets from her mom. Mom didn't get mad.





THURSDAY ACTIVITY 2

	READ	Read the  and  words from Thursday Activity 1.
	WRITE	Draw a picture of your favourite part of the Big Book story.







FRIDAY ACTIVITY 1

	READ	Read all the  and  words again.
	READ	Read the story from Thursday Activity 1.






FRIDAY ACTIVITY 2

	READ	Read all the  and  words again.
	WRITE	Write the sentences in your book. Fix the mistakes. 1. lesego was scared 2. what should lesego do 3. mom didnt get mad





MONDAY ACTIVITY 1

	LOOK & SAY	wrong	what	didn't	secrets	thought
	SOUND OUT	ring	car	song	far	
		sing	tar	long	tar	
	READ	What is wrong with the car? What is wrong with that red car? What is wrong with the red car on the tar road? What is wrong with the red car on the long tar road? I do not know. I do not know what is wrong with the red car!				
	WRITE	Write the  and  words in your dictionary.				





MONDAY ACTIVITY 2

	READ	Read the  and  words from Monday Activity 1.
	READ	What song did you sing? Did you sing a song? Did you sing a long song? What song did you sing? I didn't sing. I didn't sing a song. I didn't sing a long song. Is it wrong that I didn't sing a long song?
	WRITE	Draw a picture of the word: sing





TUESDAY ACTIVITY 1

	LOOK & SAY	wrong	what	didn't	secrets	thought
	SOUND OUT	brag	bring	brat	brim	
		brim	brat	bring	brag	
	READ	The brat will brag. The brat will brag to his friends. Is it good to brag? Is it good to brag to friends? No, it is wrong. It is wrong to brag. It is wrong to brag to friends. It is wrong for the brat to brag!				
	WRITE	Draw a picture of the word: brat				

TUESDAY ACTIVITY 2

	READ	Read the  and  words from Tuesday Activity 1.				
	WRITE	<ol style="list-style-type: none"> What will the brat do? The brat will _____. Is it good to brag to friends? _____, it is _____ to brag to friends. 				

WEDNESDAY ACTIVITY 1

	LOOK & SAY	wrong	what	didn't	secrets	thought
	SOUND OUT	fork	horn	storm	born	
		born	storm	horn	fork	
	READ	I have a secret. What is my secret? My secret is that I am scared. I am scared of storms. Are you scared? Are you scared of storms? No, I am not scared of storms. Why are you scared of storms?				
	WRITE	<ol style="list-style-type: none"> What do I have? I have a _____. What am I scared of? I am scared of _____. 				

WEDNESDAY ACTIVITY 2



READ

Read the  and  words from Wednesday Activity 1.



WRITE

Write the  words and  words in your dictionary.
Draw a picture of the word: **fork**

THURSDAY ACTIVITY 1



LOOK & SAY

wrong

what

didn't

secrets

thought



SOUND OUT

brag

fork

bring

horn

brat

storm

brim

born







READ







Lesego was scared. She had a secret. She thought Mom would be mad. She thought it was wrong. Lesego did not feel good. What should Lesego do? She should tell Mom. She must not keep secrets from her mom. Mom didn't get mad.





THURSDAY ACTIVITY 2

	READ	Read the  and  words from Thursday Activity 1.
	WRITE	Draw a picture of your favourite part of the Big Book story.







FRIDAY ACTIVITY 1

	READ	Read all the  and  words again.
	READ	Read the story from Thursday Activity 1.






FRIDAY ACTIVITY 2

	READ	Read all the  and  words again.
	WRITE	Write the sentences in your book. Fix the mistakes. 1. lesego was scared 2. what should lesego do 3. mom didnt get mad





MONDAY ACTIVITY 1

	LOOK & SAY	wrong	what	didn't	secrets	thought
	SOUND OUT	ring	car	song	far	
		sing	tar	long	tar	
	READ	What is wrong with the car? What is wrong with that red car? What is wrong with the red car on the tar road? What is wrong with the red car on the long tar road? I do not know. I do not know what is wrong with the red car!				
	WRITE	Write the  and  words in your dictionary.				





MONDAY ACTIVITY 2

	READ	Read the  and  words from Monday Activity 1.
	READ	What song did you sing? Did you sing a song? Did you sing a long song? What song did you sing? I didn't sing. I didn't sing a song. I didn't sing a long song. Is it wrong that I didn't sing a long song?
	WRITE	Draw a picture of the word: sing





TUESDAY ACTIVITY 1

	LOOK & SAY	wrong	what	didn't	secrets	thought
	SOUND OUT	brag	bring	brat	brim	
		brim	brat	bring	brag	
	READ	The brat will brag. The brat will brag to his friends. Is it good to brag? Is it good to brag to friends? No, it is wrong. It is wrong to brag. It is wrong to brag to friends. It is wrong for the brat to brag!				
	WRITE	Draw a picture of the word: brat				

TUESDAY ACTIVITY 2

	READ	Read the  and  words from Tuesday Activity 1.				
	WRITE	<ol style="list-style-type: none"> What will the brat do? The brat will _____. Is it good to brag to friends? _____, it is _____ to brag to friends. 				

WEDNESDAY ACTIVITY 1

	LOOK & SAY	wrong	what	didn't	secrets	thought
	SOUND OUT	fork	horn	storm	born	
		born	storm	horn	fork	
	READ	I have a secret. What is my secret? My secret is that I am scared. I am scared of storms. Are you scared? Are you scared of storms? No, I am not scared of storms. Why are you scared of storms?				
	WRITE	<ol style="list-style-type: none"> What do I have? I have a _____. What am I scared of? I am scared of _____. 				

WEDNESDAY ACTIVITY 2



READ

Read the  and  words from Wednesday Activity 1.



WRITE

Write the  words and  words in your dictionary.
Draw a picture of the word: **fork**

THURSDAY ACTIVITY 1



LOOK & SAY

wrong

what

didn't

secrets

thought



SOUND OUT

brag

fork

bring

horn

brat

storm

brim

born



READ



Lesego was scared. She had a secret. She thought Mom would be mad. She thought it was wrong. Lesego did not feel good. What should Lesego do? She should tell Mom. She must not keep secrets from her mom. Mom didn't get mad.





THURSDAY ACTIVITY 2

	READ	Read the  and  words from Thursday Activity 1.
	WRITE	Draw a picture of your favourite part of the Big Book story.







FRIDAY ACTIVITY 1

	READ	Read all the  and  words again.
	READ	Read the story from Thursday Activity 1.






FRIDAY ACTIVITY 2

	READ	Read all the  and  words again.
	WRITE	Write the sentences in your book. Fix the mistakes. 1. lesego was scared 2. what should lesego do 3. mom didnt get mad





MONDAY ACTIVITY 1

	LOOK & SAY	wrong	what	didn't	secrets	thought
	SOUND OUT	ring	car	song	far	
		sing	tar	long	tar	
	READ	What is wrong with the car? What is wrong with that red car? What is wrong with the red car on the tar road? What is wrong with the red car on the long tar road? I do not know. I do not know what is wrong with the red car!				
	WRITE	Write the  and  words in your dictionary.				





MONDAY ACTIVITY 2

	READ	Read the  and  words from Monday Activity 1.
	READ	What song did you sing? Did you sing a song? Did you sing a long song? What song did you sing? I didn't sing. I didn't sing a song. I didn't sing a long song. Is it wrong that I didn't sing a long song?
	WRITE	Draw a picture of the word: sing





TUESDAY ACTIVITY 1

	LOOK & SAY	wrong	what	didn't	secrets	thought
	SOUND OUT	brag	bring	brat	brim	
		brim	brat	bring	brag	
	READ	The brat will brag. The brat will brag to his friends. Is it good to brag? Is it good to brag to friends? No, it is wrong. It is wrong to brag. It is wrong to brag to friends. It is wrong for the brat to brag!				
	WRITE	Draw a picture of the word: brat				

TUESDAY ACTIVITY 2

	READ	Read the  and  words from Tuesday Activity 1.				
	WRITE	<ol style="list-style-type: none"> What will the brat do? The brat will _____. Is it good to brag to friends? _____, it is _____ to brag to friends. 				

WEDNESDAY ACTIVITY 1

	LOOK & SAY	wrong	what	didn't	secrets	thought
	SOUND OUT	fork	horn	storm	born	
		born	storm	horn	fork	
	READ	I have a secret. What is my secret? My secret is that I am scared. I am scared of storms. Are you scared? Are you scared of storms? No, I am not scared of storms. Why are you scared of storms?				
	WRITE	<ol style="list-style-type: none"> What do I have? I have a _____. What am I scared of? I am scared of _____. 				

WEDNESDAY ACTIVITY 2



READ

Read the  and  words from Wednesday Activity 1.



WRITE

Write the  words and  words in your dictionary.
Draw a picture of the word: **fork**

THURSDAY ACTIVITY 1



LOOK & SAY

wrong

what

didn't

secrets

thought



SOUND OUT

brag

fork

bring

horn

brat

storm

brim

born



READ







Lesego was scared. She had a secret. She thought Mom would be mad. She thought it was wrong. Lesego did not feel good. What should Lesego do? She should tell Mom. She must not keep secrets from her mom. Mom didn't get mad.





THURSDAY ACTIVITY 2

	READ	Read the  and  words from Thursday Activity 1.
	WRITE	Draw a picture of your favourite part of the Big Book story.







FRIDAY ACTIVITY 1

	READ	Read all the  and  words again.
	READ	Read the story from Thursday Activity 1.






FRIDAY ACTIVITY 2

	READ	Read all the  and  words again.
	WRITE	Write the sentences in your book. Fix the mistakes. 1. lesego was scared 2. what should lesego do 3. mom didnt get mad





MONDAY ACTIVITY 1

	LOOK & SAY	people	made	virus	panic	about
	SOUND OUT	brag	fork	bring	horn	
		brat	storm	brim	born	
	READ	I will bring the fork. I will bring the fork to the people. I will bring the horn to the people. I will bring the fork and the horn to the people. Will you help me? Will you help me bring the fork and the horn to the people?				
	WRITE	Write the  and  words in your dictionary.				





MONDAY ACTIVITY 2

	READ	Read the  and  words from Monday Activity 1 .
	READ	The brat will brag. The brag will brag to the people. The bad brat will brag to the people. It is not good to be a brat. It is not good to brag. It is not good to be a brat and to brag to people.
	WRITE	Draw a picture of the word: people





TUESDAY ACTIVITY 1

	LOOK & SAY	people	made	virus	panic	about
	SOUND OUT	stop	must	seem	soon	
		wish	took	with	much	
	READ	The people must stop. The people must stop and not panic. I wish the people would stop. I wish the people would just stop. I wish the people would just stop and not panic. It is not good to panic.				
	WRITE	Draw a picture of the word: wish				

TUESDAY ACTIVITY 2

	READ	Read the  and  words from Tuesday Activity 1.				
	WRITE	<ol style="list-style-type: none"> What must the people do? The people must _____. Is it good to panic? _____, it is _____ to panic. 				

WEDNESDAY ACTIVITY 1

	LOOK & SAY	people	made	virus	panic	about
	SOUND OUT	boat	tree	green	ship	
		fish	look	storm	far	
	READ	I will look. I will look for the tree. I will look for the green tree. Will you help me look? Will you help me look for the green tree? I can see the tree. I can see the green tree. Can you see the tree? Can you see the green tree?				
	WRITE	<ol style="list-style-type: none"> What will I look for? I will look for the _____. Is the tree green or red? The tree is _____. 				

WEDNESDAY ACTIVITY 2



READ

Read the  and  words from Wednesday Activity 1.



WRITE

Write the  words and  words in your dictionary.
Draw a picture of the word: fish

THURSDAY ACTIVITY 1



LOOK & SAY

people

made

virus

panic

about



SOUND OUT

bring

star

song

shook

crack

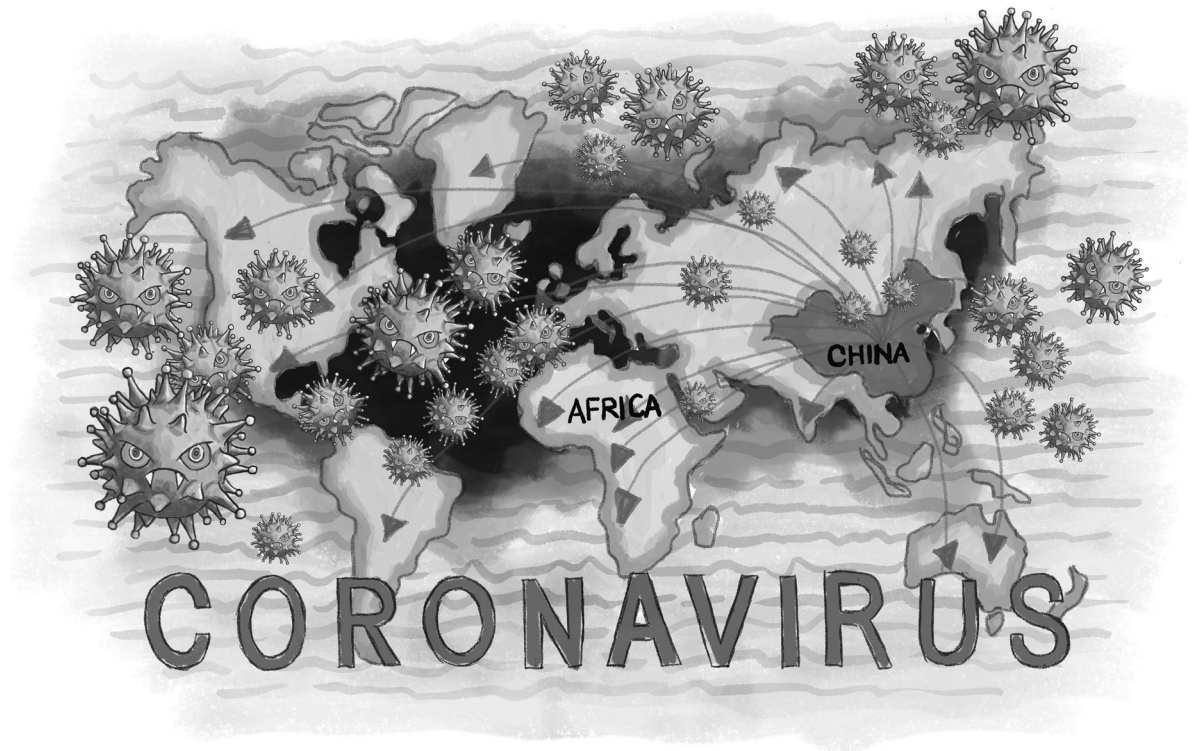
shop

moon

drop



READ



Hulisani knows. She knows of a virus. She knows that the virus made people sick. She knows that people must not panic. She knows that people must not panic about the virus. She knows what to do to keep safe. Hulisani will keep safe!





THURSDAY ACTIVITY 2

	READ	Read the  and  words from Thursday Activity 1.
	WRITE	Draw a picture of your favourite part of the Big Book story.







FRIDAY ACTIVITY 1

	READ	Read all the  and  words again.
	READ	Read the story from Thursday Activity 1.






FRIDAY ACTIVITY 2

	READ	Read all the  and  words again.
	WRITE	Write the sentences in your book. Fix the mistakes. 1. hulisani knows 2. she knows that people must not panic 3. hulisani will keep safe





MONDAY ACTIVITY 1

	LOOK & SAY	people	made	virus	panic	about
	SOUND OUT	brag	fork	bring	horn	
		brat	storm	brim	born	
	READ	I will bring the fork. I will bring the fork to the people. I will bring the horn to the people. I will bring the fork and the horn to the people. Will you help me? Will you help me bring the fork and the horn to the people?				
	WRITE	Write the  and  words in your dictionary.				





MONDAY ACTIVITY 2

	READ	Read the  and  words from Monday Activity 1.
	READ	The brat will brag. The brag will brag to the people. The bad brat will brag to the people. It is not good to be a brat. It is not good to brag. It is not good to be a brat and to brag to people.
	WRITE	Draw a picture of the word: people





TUESDAY ACTIVITY 1

	LOOK & SAY	people	made	virus	panic	about
	SOUND OUT	stop	must	seem	soon	
		wish	took	with	much	
	READ	The people must stop. The people must stop and not panic. I wish the people would stop. I wish the people would just stop. I wish the people would just stop and not panic. It is not good to panic.				
	WRITE	Draw a picture of the word: wish				

TUESDAY ACTIVITY 2

	READ	Read the  and  words from Tuesday Activity 1.				
	WRITE	<ol style="list-style-type: none"> What must the people do? The people must _____. Is it good to panic? _____, it is _____ to panic. 				

WEDNESDAY ACTIVITY 1

	LOOK & SAY	people	made	virus	panic	about
	SOUND OUT	boat	tree	green	ship	
		fish	look	storm	far	
	READ	I will look. I will look for the tree. I will look for the green tree. Will you help me look? Will you help me look for the green tree? I can see the tree. I can see the green tree. Can you see the tree? Can you see the green tree?				
	WRITE	<ol style="list-style-type: none"> What will I look for? I will look for the _____. Is the tree green or red? The tree is _____. 				

WEDNESDAY ACTIVITY 2



READ

Read the  and  words from Wednesday Activity 1.



WRITE

Write the  words and  words in your dictionary.
Draw a picture of the word: fish

THURSDAY ACTIVITY 1



LOOK & SAY

people

made

virus

panic

about



SOUND OUT

bring

star

song

shook

crack

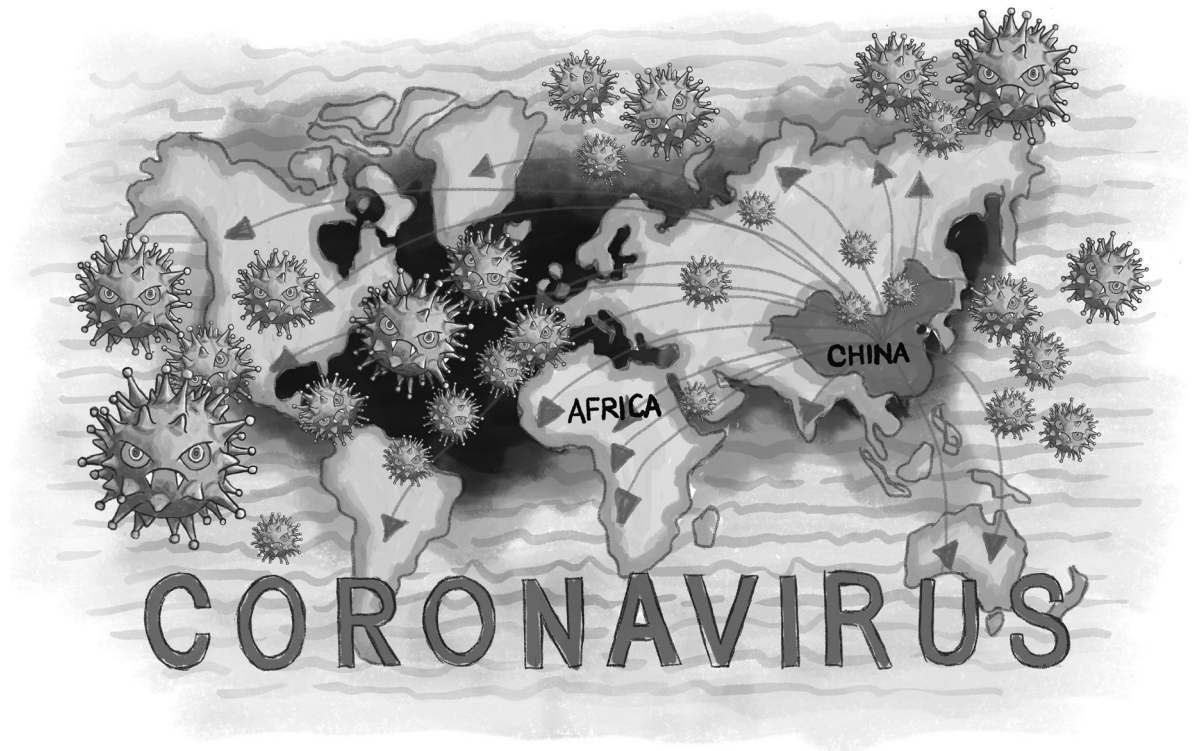
shop

moon

drop



READ



Hulisani knows. She knows of a virus. She knows that the virus made people sick. She knows that people must not panic. She knows that people must not panic about the virus. She knows what to do to keep safe. Hulisani will keep safe!





THURSDAY ACTIVITY 2

	READ	Read the  and  words from Thursday Activity 1.
	WRITE	Draw a picture of your favourite part of the Big Book story.







FRIDAY ACTIVITY 1

	READ	Read all the  and  words again.
	READ	Read the story from Thursday Activity 1.






FRIDAY ACTIVITY 2

	READ	Read all the  and  words again.
	WRITE	Write the sentences in your book. Fix the mistakes. 1. hulisani knows 2. she knows that people must not panic 3. hulisani will keep safe





MONDAY ACTIVITY 1

	LOOK & SAY	people	made	virus	panic	about
	SOUND OUT	brag	fork	bring	horn	
		brat	storm	brim	born	
	READ	I will bring the fork. I will bring the fork to the people. I will bring the horn to the people. I will bring the fork and the horn to the people. Will you help me? Will you help me bring the fork and the horn to the people?				
	WRITE	Write the  and  words in your dictionary.				





MONDAY ACTIVITY 2

	READ	Read the  and  words from Monday Activity 1 .
	READ	The brat will brag. The brag will brag to the people. The bad brat will brag to the people. It is not good to be a brat. It is not good to brag. It is not good to be a brat and to brag to people.
	WRITE	Draw a picture of the word: people





TUESDAY ACTIVITY 1

	LOOK & SAY	people	made	virus	panic	about
	SOUND OUT	stop	must	seem	soon	
		wish	took	with	much	
	READ	The people must stop. The people must stop and not panic. I wish the people would stop. I wish the people would just stop. I wish the people would just stop and not panic. It is not good to panic.				
	WRITE	Draw a picture of the word: wish				

TUESDAY ACTIVITY 2

	READ	Read the  and  words from Tuesday Activity 1.				
	WRITE	<ol style="list-style-type: none"> What must the people do? The people must _____. Is it good to panic? _____, it is _____ to panic. 				

WEDNESDAY ACTIVITY 1

	LOOK & SAY	people	made	virus	panic	about
	SOUND OUT	boat	tree	green	ship	
		fish	look	storm	far	
	READ	I will look. I will look for the tree. I will look for the green tree. Will you help me look? Will you help me look for the green tree? I can see the tree. I can see the green tree. Can you see the tree? Can you see the green tree?				
	WRITE	<ol style="list-style-type: none"> What will I look for? I will look for the _____. Is the tree green or red? The tree is _____. 				

WEDNESDAY ACTIVITY 2



READ

Read the  and  words from Wednesday Activity 1.



WRITE

Write the  words and  words in your dictionary.
Draw a picture of the word: fish

THURSDAY ACTIVITY 1



LOOK & SAY

people

made

virus

panic

about



SOUND OUT

bring

star

song

shook

crack

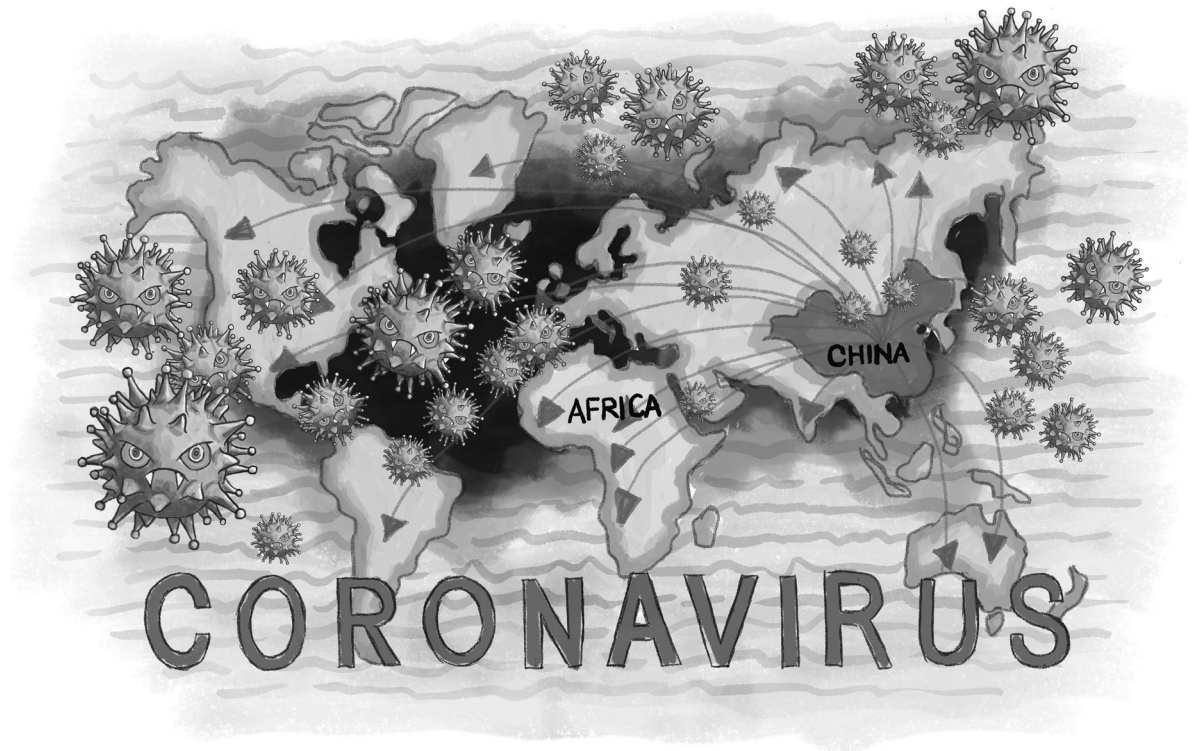
shop

moon

drop







READ







Hulisani knows. She knows of a virus. She knows that the virus made people sick. She knows that people must not panic. She knows that people must not panic about the virus. She knows what to do to keep safe. Hulisani will keep safe!





THURSDAY ACTIVITY 2

	READ	Read the  and  words from Thursday Activity 1.
	WRITE	Draw a picture of your favourite part of the Big Book story.







FRIDAY ACTIVITY 1

	READ	Read all the  and  words again.
	READ	Read the story from Thursday Activity 1.






FRIDAY ACTIVITY 2

	READ	Read all the  and  words again.
	WRITE	Write the sentences in your book. Fix the mistakes. 1. hulisani knows 2. she knows that people must not panic 3. hulisani will keep safe





MONDAY ACTIVITY 1

	LOOK & SAY	people	made	virus	panic	about
	SOUND OUT	brag	fork	bring	horn	
		brat	storm	brim	born	
	READ	I will bring the fork. I will bring the fork to the people. I will bring the horn to the people. I will bring the fork and the horn to the people. Will you help me? Will you help me bring the fork and the horn to the people?				
	WRITE	Write the  and  words in your dictionary.				





MONDAY ACTIVITY 2

	READ	Read the  and  words from Monday Activity 1 .
	READ	The brat will brag. The brag will brag to the people. The bad brat will brag to the people. It is not good to be a brat. It is not good to brag. It is not good to be a brat and to brag to people.
	WRITE	Draw a picture of the word: people





TUESDAY ACTIVITY 1

	LOOK & SAY	people	made	virus	panic	about
	SOUND OUT	stop	must	seem	soon	
		wish	took	with	much	
	READ	The people must stop. The people must stop and not panic. I wish the people would stop. I wish the people would just stop. I wish the people would just stop and not panic. It is not good to panic.				
	WRITE	Draw a picture of the word: wish				

TUESDAY ACTIVITY 2

	READ	Read the  and  words from Tuesday Activity 1.				
	WRITE	<p>1. What must the people do? The people must _____.</p> <p>2. Is it good to panic? _____, it is _____ to panic.</p>				

WEDNESDAY ACTIVITY 1

	LOOK & SAY	people	made	virus	panic	about
	SOUND OUT	boat	tree	green	ship	
		fish	look	storm	far	
	READ	I will look. I will look for the tree. I will look for the green tree. Will you help me look? Will you help me look for the green tree? I can see the tree. I can see the green tree. Can you see the tree? Can you see the green tree?				
	WRITE	<p>1. What will I look for? I will look for the _____.</p> <p>2. Is the tree green or red? The tree is _____.</p>				

WEDNESDAY ACTIVITY 2



READ

Read the  and  words from Wednesday Activity 1.



WRITE

Write the  words and  words in your dictionary.
Draw a picture of the word: fish

THURSDAY ACTIVITY 1



LOOK & SAY

people

made

virus

panic

about



SOUND OUT

bring

star

song

shook

crack

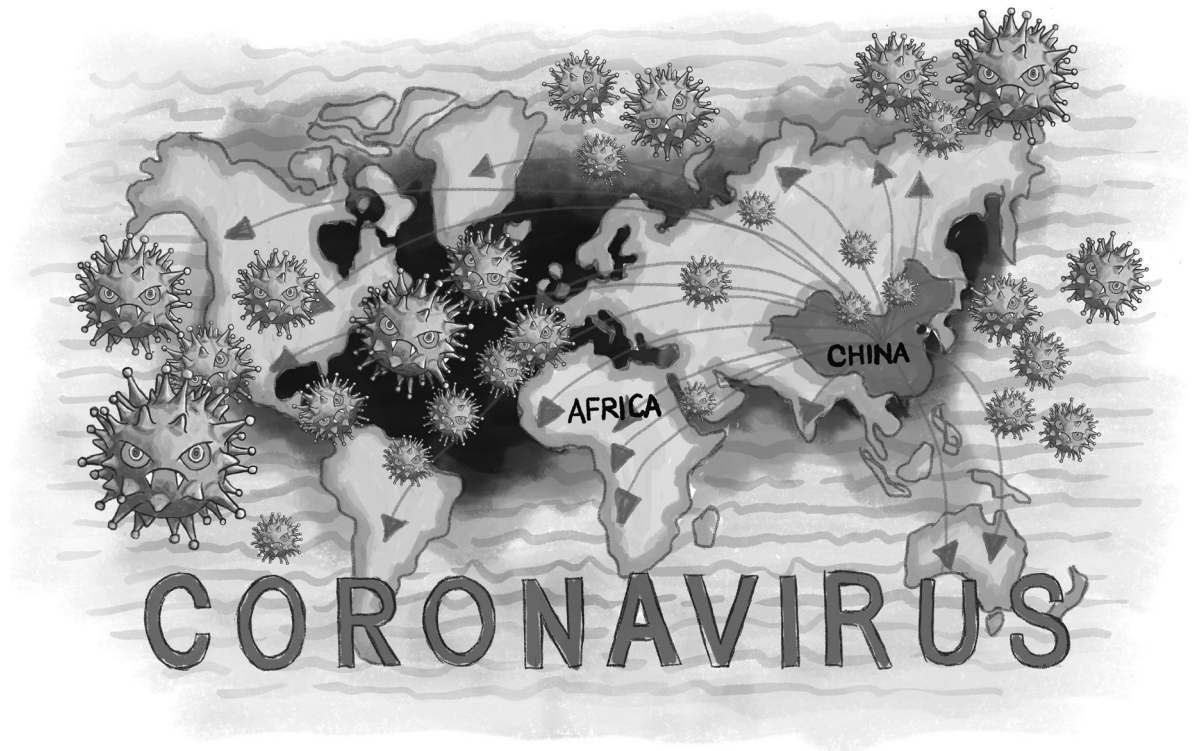
shop

moon

drop



READ



Hulisani knows. She knows of a virus. She knows that the virus made people sick. She knows that people must not panic. She knows that people must not panic about the virus. She knows what to do to keep safe. Hulisani will keep safe!





THURSDAY ACTIVITY 2

	READ	Read the  and  words from Thursday Activity 1.
	WRITE	Draw a picture of your favourite part of the Big Book story.







FRIDAY ACTIVITY 1

	READ	Read all the  and  words again.
	READ	Read the story from Thursday Activity 1.






FRIDAY ACTIVITY 2

	READ	Read all the  and  words again.
	WRITE	Write the sentences in your book. Fix the mistakes. 1. hulisani knows 2. she knows that people must not panic 3. hulisani will keep safe





MONDAY ACTIVITY 1

	LOOK & SAY	people	made	virus	panic	about
	SOUND OUT	brag	fork	bring	horn	
		brat	storm	brim	born	
	READ	I will bring the fork. I will bring the fork to the people. I will bring the horn to the people. I will bring the fork and the horn to the people. Will you help me? Will you help me bring the fork and the horn to the people?				
	WRITE	Write the  and  words in your dictionary.				





MONDAY ACTIVITY 2

	READ	Read the  and  words from Monday Activity 1.
	READ	The brat will brag. The brag will brag to the people. The bad brat will brag to the people. It is not good to be a brat. It is not good to brag. It is not good to be a brat and to brag to people.
	WRITE	Draw a picture of the word: people





TUESDAY ACTIVITY 1

	LOOK & SAY	people	made	virus	panic	about
	SOUND OUT	stop	must	seem	soon	
		wish	took	with	much	
	READ	The people must stop. The people must stop and not panic. I wish the people would stop. I wish the people would just stop. I wish the people would just stop and not panic. It is not good to panic.				
	WRITE	Draw a picture of the word: wish				

TUESDAY ACTIVITY 2

	READ	Read the  and  words from Tuesday Activity 1.				
	WRITE	<ol style="list-style-type: none"> What must the people do? The people must _____. Is it good to panic? _____, it is _____ to panic. 				

WEDNESDAY ACTIVITY 1

	LOOK & SAY	people	made	virus	panic	about
	SOUND OUT	boat	tree	green	ship	
		fish	look	storm	far	
	READ	I will look. I will look for the tree. I will look for the green tree. Will you help me look? Will you help me look for the green tree? I can see the tree. I can see the green tree. Can you see the tree? Can you see the green tree?				
	WRITE	<ol style="list-style-type: none"> What will I look for? I will look for the _____. Is the tree green or red? The tree is _____. 				

WEDNESDAY ACTIVITY 2



READ

Read the  and  words from Wednesday Activity 1.



WRITE

Write the  words and  words in your dictionary.
Draw a picture of the word: fish

THURSDAY ACTIVITY 1



LOOK & SAY

people

made

virus

panic

about



SOUND OUT

bring

star

song

shook

crack

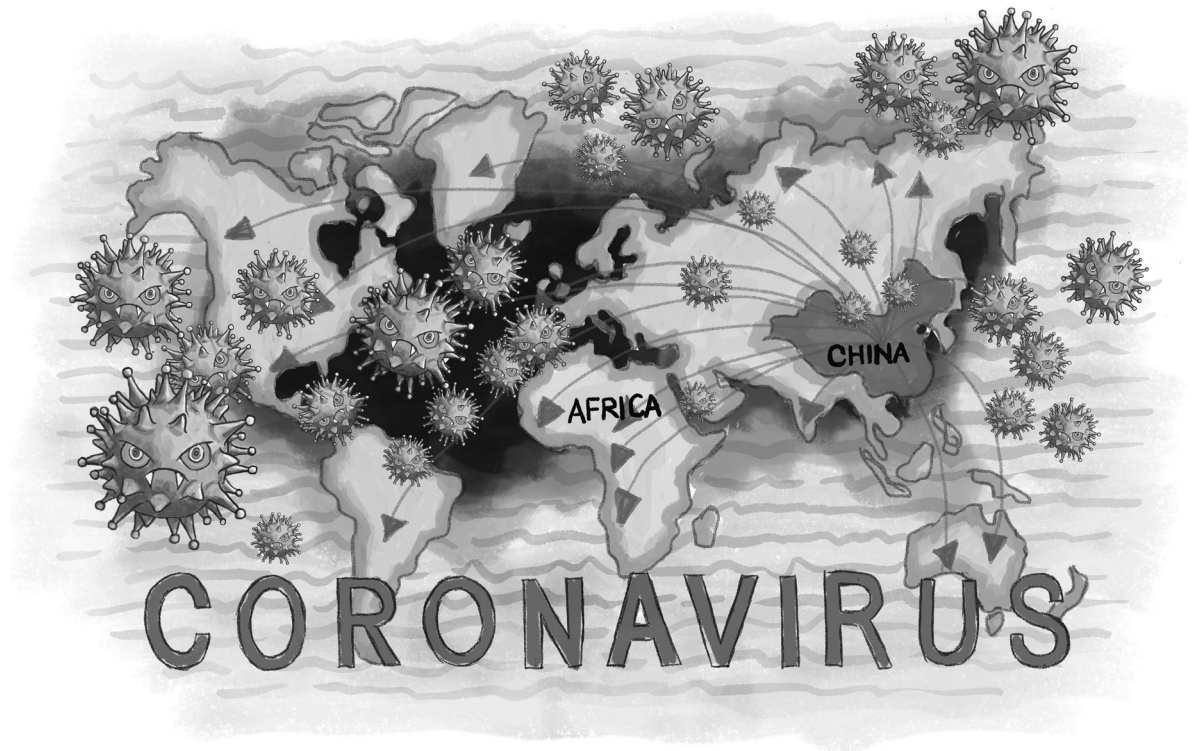
shop

moon

drop



READ



Hulisani knows. She knows of a virus. She knows that the virus made people sick. She knows that people must not panic. She knows that people must not panic about the virus. She knows what to do to keep safe. Hulisani will keep safe!





THURSDAY ACTIVITY 2

	READ	Read the  and  words from Thursday Activity 1.
	WRITE	Draw a picture of your favourite part of the Big Book story.







FRIDAY ACTIVITY 1

	READ	Read all the  and  words again.
	READ	Read the story from Thursday Activity 1.






FRIDAY ACTIVITY 2

	READ	Read all the  and  words again.
	WRITE	Write the sentences in your book. Fix the mistakes. 1. hulisani knows 2. she knows that people must not panic 3. hulisani will keep safe





MONDAY ACTIVITY 1

	LOOK & SAY	people	made	virus	panic	about
	SOUND OUT	brag	fork	bring	horn	
		brat	storm	brim	born	
	READ	I will bring the fork. I will bring the fork to the people. I will bring the horn to the people. I will bring the fork and the horn to the people. Will you help me? Will you help me bring the fork and the horn to the people?				
	WRITE	Write the  and  words in your dictionary.				





MONDAY ACTIVITY 2

	READ	Read the  and  words from Monday Activity 1.
	READ	The brat will brag. The brag will brag to the people. The bad brat will brag to the people. It is not good to be a brat. It is not good to brag. It is not good to be a brat and to brag to people.
	WRITE	Draw a picture of the word: people





TUESDAY ACTIVITY 1

	LOOK & SAY	people	made	virus	panic	about
	SOUND OUT	stop	must	seem	soon	
		wish	took	with	much	
	READ	The people must stop. The people must stop and not panic. I wish the people would stop. I wish the people would just stop. I wish the people would just stop and not panic. It is not good to panic.				
	WRITE	Draw a picture of the word: wish				

TUESDAY ACTIVITY 2

	READ	Read the  and  words from Tuesday Activity 1.				
	WRITE	<ol style="list-style-type: none"> What must the people do? The people must _____. Is it good to panic? _____, it is _____ to panic. 				

WEDNESDAY ACTIVITY 1

	LOOK & SAY	people	made	virus	panic	about
	SOUND OUT	boat	tree	green	ship	
		fish	look	storm	far	
	READ	I will look. I will look for the tree. I will look for the green tree. Will you help me look? Will you help me look for the green tree? I can see the tree. I can see the green tree. Can you see the tree? Can you see the green tree?				
	WRITE	<ol style="list-style-type: none"> What will I look for? I will look for the _____. Is the tree green or red? The tree is _____. 				

WEDNESDAY ACTIVITY 2



READ

Read the  and  words from Wednesday Activity 1.



WRITE

Write the  words and  words in your dictionary.
Draw a picture of the word: fish

THURSDAY ACTIVITY 1



LOOK & SAY

people

made

virus

panic

about



SOUND OUT

bring

star

song

shook

crack

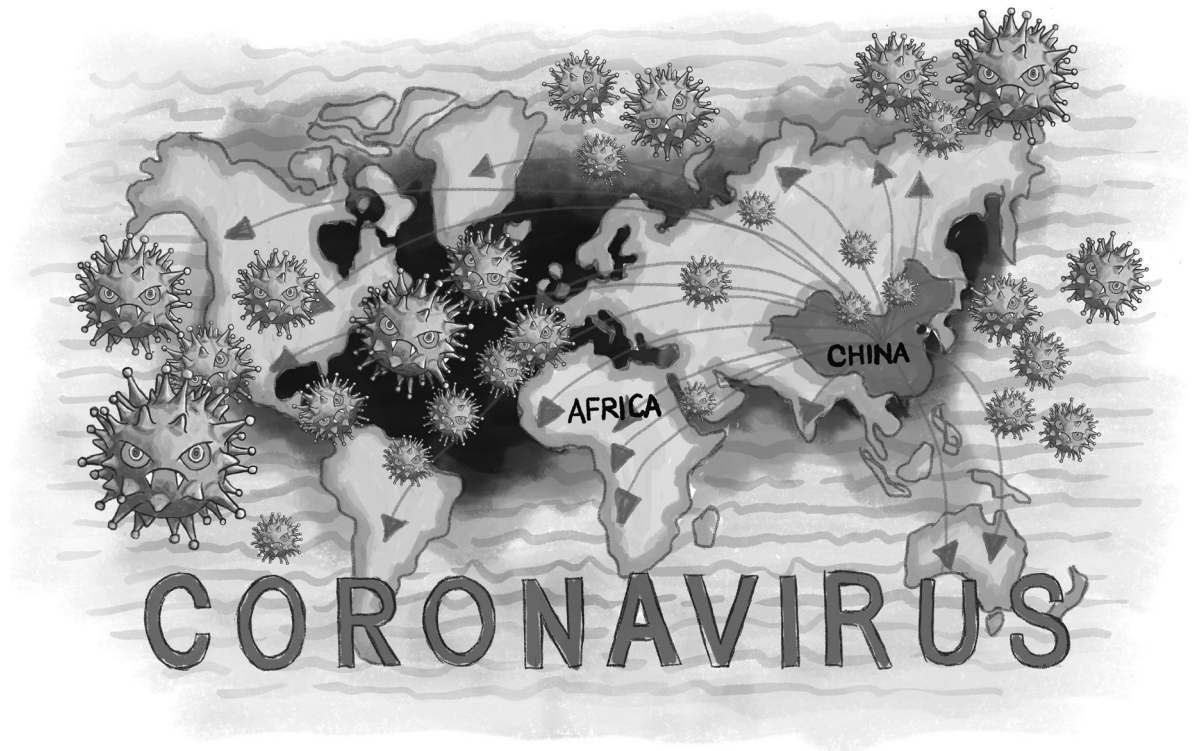
shop

moon

drop



READ



Hulisani knows. She knows of a virus. She knows that the virus made people sick. She knows that people must not panic. She knows that people must not panic about the virus. She knows what to do to keep safe. Hulisani will keep safe!





THURSDAY ACTIVITY 2

	READ	Read the  and  words from Thursday Activity 1.
	WRITE	Draw a picture of your favourite part of the Big Book story.







FRIDAY ACTIVITY 1

	READ	Read all the  and  words again.
	READ	Read the story from Thursday Activity 1.






FRIDAY ACTIVITY 2

	READ	Read all the  and  words again.
	WRITE	Write the sentences in your book. Fix the mistakes. 1. hulisani knows 2. she knows that people must not panic 3. hulisani will keep safe





MONDAY ACTIVITY 1

	LOOK & SAY	people	made	virus	panic	about
	SOUND OUT	brag	fork	bring	horn	
		brat	storm	brim	born	
	READ	I will bring the fork. I will bring the fork to the people. I will bring the horn to the people. I will bring the fork and the horn to the people. Will you help me? Will you help me bring the fork and the horn to the people?				
	WRITE	Write the  and  words in your dictionary.				





MONDAY ACTIVITY 2

	READ	Read the  and  words from Monday Activity 1 .
	READ	The brat will brag. The brag will brag to the people. The bad brat will brag to the people. It is not good to be a brat. It is not good to brag. It is not good to be a brat and to brag to people.
	WRITE	Draw a picture of the word: people





TUESDAY ACTIVITY 1

	LOOK & SAY	people	made	virus	panic	about
	SOUND OUT	stop	must	seem	soon	
		wish	took	with	much	
	READ	The people must stop. The people must stop and not panic. I wish the people would stop. I wish the people would just stop. I wish the people would just stop and not panic. It is not good to panic.				
	WRITE	Draw a picture of the word: wish				

TUESDAY ACTIVITY 2

	READ	Read the  and  words from Tuesday Activity 1.				
	WRITE	<ol style="list-style-type: none"> What must the people do? The people must _____. Is it good to panic? _____, it is _____ to panic. 				

WEDNESDAY ACTIVITY 1

	LOOK & SAY	people	made	virus	panic	about
	SOUND OUT	boat	tree	green	ship	
		fish	look	storm	far	
	READ	I will look. I will look for the tree. I will look for the green tree. Will you help me look? Will you help me look for the green tree? I can see the tree. I can see the green tree. Can you see the tree? Can you see the green tree?				
	WRITE	<ol style="list-style-type: none"> What will I look for? I will look for the _____. Is the tree green or red? The tree is _____. 				

WEDNESDAY ACTIVITY 2



READ

Read the  and  words from Wednesday Activity 1.



WRITE

Write the  words and  words in your dictionary.
Draw a picture of the word: fish

THURSDAY ACTIVITY 1



LOOK & SAY

people

made

virus

panic

about



SOUND OUT

bring

star

song

shook

crack

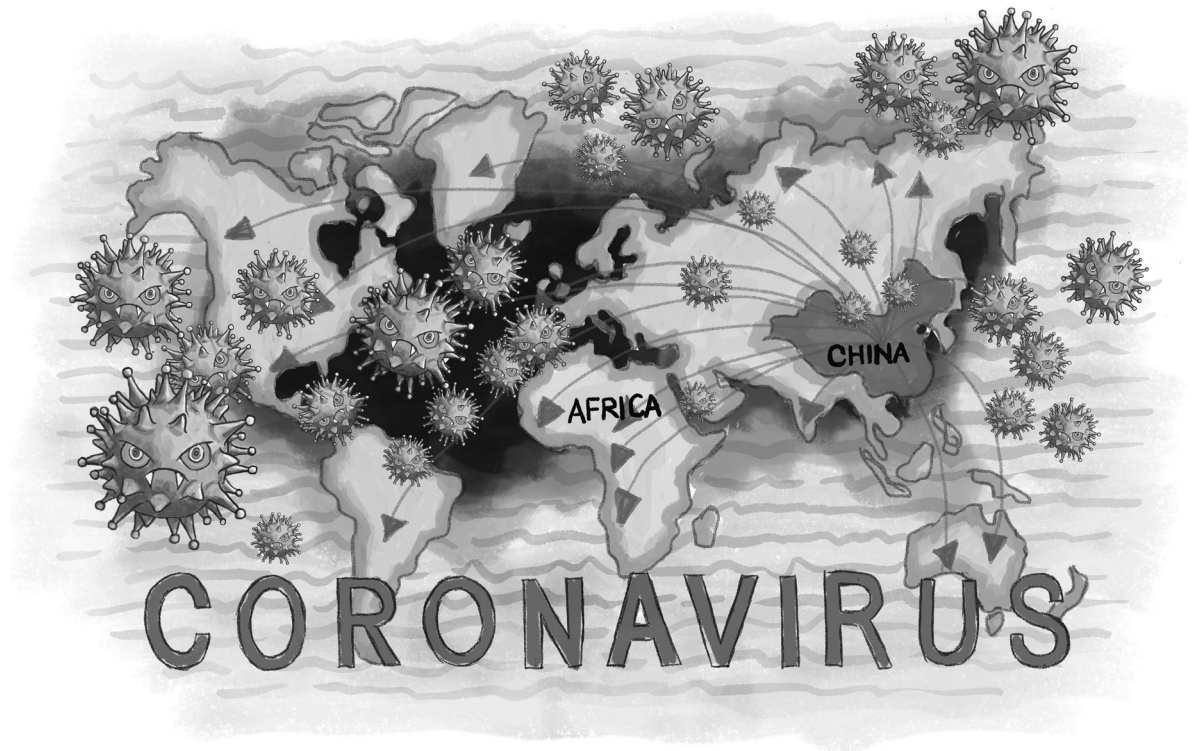
shop

moon

drop







READ







Hulisani knows. She knows of a virus. She knows that the virus made people sick. She knows that people must not panic. She knows that people must not panic about the virus. She knows what to do to keep safe. Hulisani will keep safe!





THURSDAY ACTIVITY 2

	READ	Read the  and  words from Thursday Activity 1.
	WRITE	Draw a picture of your favourite part of the Big Book story.







FRIDAY ACTIVITY 1

	READ	Read all the  and  words again.
	READ	Read the story from Thursday Activity 1.






FRIDAY ACTIVITY 2

	READ	Read all the  and  words again.
	WRITE	Write the sentences in your book. Fix the mistakes. 1. hulisani knows 2. she knows that people must not panic 3. hulisani will keep safe





MONDAY ACTIVITY 1

	LOOK & SAY	people	made	virus	panic	about
	SOUND OUT	brag	fork	bring	horn	
		brat	storm	brim	born	
	READ	I will bring the fork. I will bring the fork to the people. I will bring the horn to the people. I will bring the fork and the horn to the people. Will you help me? Will you help me bring the fork and the horn to the people?				
	WRITE	Write the  and  words in your dictionary.				





MONDAY ACTIVITY 2

	READ	Read the  and  words from Monday Activity 1 .
	READ	The brat will brag. The brag will brag to the people. The bad brat will brag to the people. It is not good to be a brat. It is not good to brag. It is not good to be a brat and to brag to people.
	WRITE	Draw a picture of the word: people





TUESDAY ACTIVITY 1

	LOOK & SAY	people	made	virus	panic	about
	SOUND OUT	stop	must	seem	soon	
		wish	took	with	much	
	READ	The people must stop. The people must stop and not panic. I wish the people would stop. I wish the people would just stop. I wish the people would just stop and not panic. It is not good to panic.				
	WRITE	Draw a picture of the word: wish				

TUESDAY ACTIVITY 2

	READ	Read the  and  words from Tuesday Activity 1.				
	WRITE	<ol style="list-style-type: none"> What must the people do? The people must _____. Is it good to panic? _____, it is _____ to panic. 				

WEDNESDAY ACTIVITY 1

	LOOK & SAY	people	made	virus	panic	about
	SOUND OUT	boat	tree	green	ship	
		fish	look	storm	far	
	READ	I will look. I will look for the tree. I will look for the green tree. Will you help me look? Will you help me look for the green tree? I can see the tree. I can see the green tree. Can you see the tree? Can you see the green tree?				
	WRITE	<ol style="list-style-type: none"> What will I look for? I will look for the _____. Is the tree green or red? The tree is _____. 				

WEDNESDAY ACTIVITY 2



READ

Read the  and  words from Wednesday Activity 1.



WRITE

Write the  words and  words in your dictionary.
Draw a picture of the word: fish

THURSDAY ACTIVITY 1



LOOK & SAY

people

made

virus

panic

about



SOUND OUT

bring

star

song

shook

crack

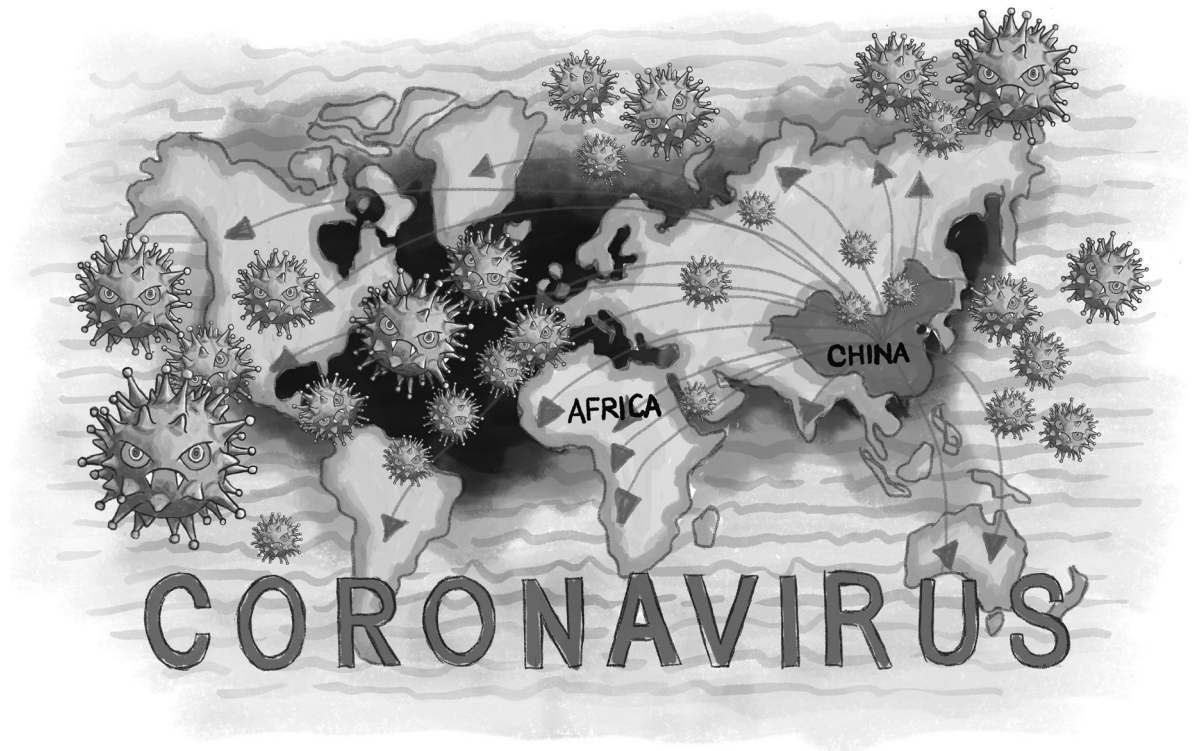
shop

moon

drop



READ



Hulisani knows. She knows of a virus. She knows that the virus made people sick. She knows that people must not panic. She knows that people must not panic about the virus. She knows what to do to keep safe. Hulisani will keep safe!





THURSDAY ACTIVITY 2

	READ	Read the  and  words from Thursday Activity 1.
	WRITE	Draw a picture of your favourite part of the Big Book story.







FRIDAY ACTIVITY 1

	READ	Read all the  and  words again.
	READ	Read the story from Thursday Activity 1.






FRIDAY ACTIVITY 2

	READ	Read all the  and  words again.
	WRITE	Write the sentences in your book. Fix the mistakes. 1. hulisani knows 2. she knows that people must not panic 3. hulisani will keep safe





MONDAY ACTIVITY 1

	LOOK & SAY	people	made	virus	panic	about
	SOUND OUT	brag	fork	bring	horn	
		brat	storm	brim	born	
	READ	I will bring the fork. I will bring the fork to the people. I will bring the horn to the people. I will bring the fork and the horn to the people. Will you help me? Will you help me bring the fork and the horn to the people?				
	WRITE	Write the  and  words in your dictionary.				





MONDAY ACTIVITY 2

	READ	Read the  and  words from Monday Activity 1.
	READ	The brat will brag. The brag will brag to the people. The bad brat will brag to the people. It is not good to be a brat. It is not good to brag. It is not good to be a brat and to brag to people.
	WRITE	Draw a picture of the word: people





TUESDAY ACTIVITY 1

	LOOK & SAY	people	made	virus	panic	about
	SOUND OUT	stop	must	seem	soon	
		wish	took	with	much	
	READ	The people must stop. The people must stop and not panic. I wish the people would stop. I wish the people would just stop. I wish the people would just stop and not panic. It is not good to panic.				
	WRITE	Draw a picture of the word: wish				

TUESDAY ACTIVITY 2

	READ	Read the  and  words from Tuesday Activity 1.				
	WRITE	<ol style="list-style-type: none"> What must the people do? The people must _____. Is it good to panic? _____, it is _____ to panic. 				

WEDNESDAY ACTIVITY 1

	LOOK & SAY	people	made	virus	panic	about
	SOUND OUT	boat	tree	green	ship	
		fish	look	storm	far	
	READ	I will look. I will look for the tree. I will look for the green tree. Will you help me look? Will you help me look for the green tree? I can see the tree. I can see the green tree. Can you see the tree? Can you see the green tree?				
	WRITE	<ol style="list-style-type: none"> What will I look for? I will look for the _____. Is the tree green or red? The tree is _____. 				

WEDNESDAY ACTIVITY 2



READ

Read the  and  words from Wednesday Activity 1.



WRITE

Write the  words and  words in your dictionary.
Draw a picture of the word: fish

THURSDAY ACTIVITY 1



LOOK & SAY

people

made

virus

panic

about



SOUND OUT

bring

star

song

shook

crack

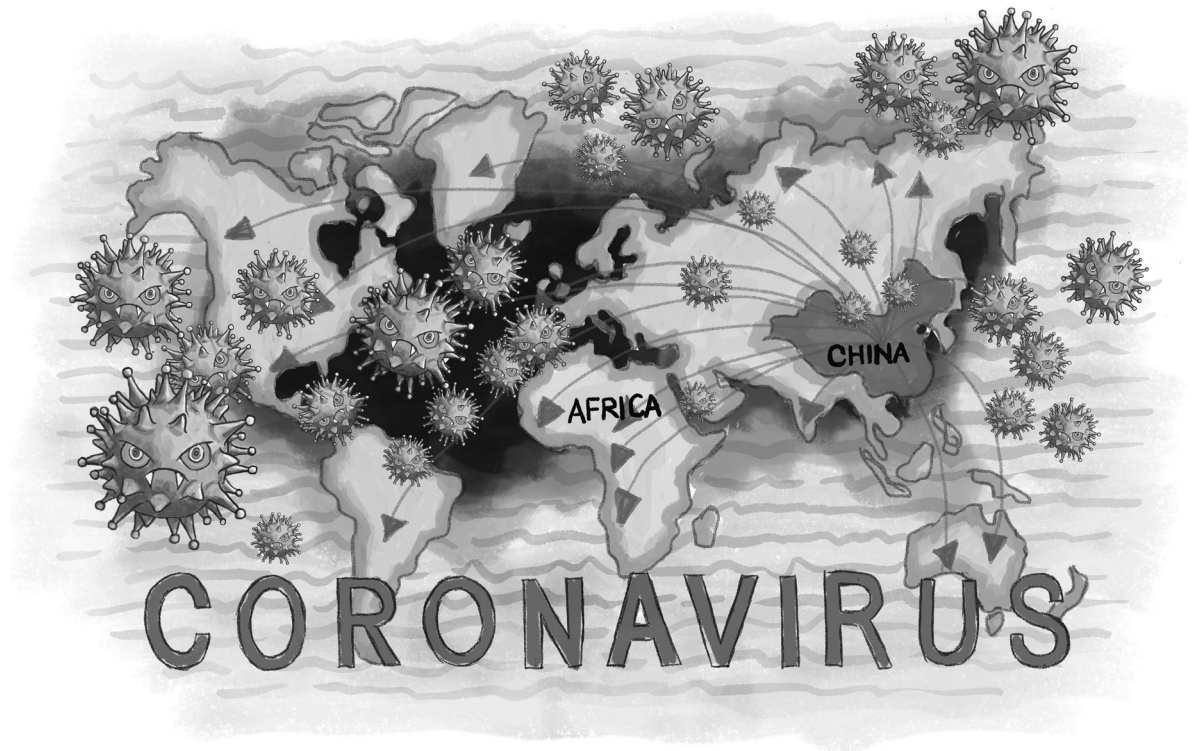
shop

moon

drop







READ







Hulisani knows. She knows of a virus. She knows that the virus made people sick. She knows that people must not panic. She knows that people must not panic about the virus. She knows what to do to keep safe. Hulisani will keep safe!





THURSDAY ACTIVITY 2

	READ	Read the  and  words from Thursday Activity 1.
	WRITE	Draw a picture of your favourite part of the Big Book story.







FRIDAY ACTIVITY 1

	READ	Read all the  and  words again.
	READ	Read the story from Thursday Activity 1.






FRIDAY ACTIVITY 2

	READ	Read all the  and  words again.
	WRITE	Write the sentences in your book. Fix the mistakes. 1. hulisani knows 2. she knows that people must not panic 3. hulisani will keep safe





MONDAY ACTIVITY 1

	LOOK & SAY	people	made	virus	panic	about
	SOUND OUT	brag	fork	bring	horn	
		brat	storm	brim	born	
	READ	I will bring the fork. I will bring the fork to the people. I will bring the horn to the people. I will bring the fork and the horn to the people. Will you help me? Will you help me bring the fork and the horn to the people?				
	WRITE	Write the  and  words in your dictionary.				





MONDAY ACTIVITY 2

	READ	Read the  and  words from Monday Activity 1 .
	READ	The brat will brag. The brag will brag to the people. The bad brat will brag to the people. It is not good to be a brat. It is not good to brag. It is not good to be a brat and to brag to people.
	WRITE	Draw a picture of the word: people





TUESDAY ACTIVITY 1

	LOOK & SAY	people	made	virus	panic	about
	SOUND OUT	stop	must	seem	soon	
		wish	took	with	much	
	READ	The people must stop. The people must stop and not panic. I wish the people would stop. I wish the people would just stop. I wish the people would just stop and not panic. It is not good to panic.				
	WRITE	Draw a picture of the word: wish				

TUESDAY ACTIVITY 2

	READ	Read the  and  words from Tuesday Activity 1.				
	WRITE	<ol style="list-style-type: none"> What must the people do? The people must _____. Is it good to panic? _____, it is _____ to panic. 				

WEDNESDAY ACTIVITY 1

	LOOK & SAY	people	made	virus	panic	about
	SOUND OUT	boat	tree	green	ship	
		fish	look	storm	far	
	READ	I will look. I will look for the tree. I will look for the green tree. Will you help me look? Will you help me look for the green tree? I can see the tree. I can see the green tree. Can you see the tree? Can you see the green tree?				
	WRITE	<ol style="list-style-type: none"> What will I look for? I will look for the _____. Is the tree green or red? The tree is _____. 				

WEDNESDAY ACTIVITY 2



READ

Read the  and  words from Wednesday Activity 1.



WRITE

Write the  words and  words in your dictionary.
Draw a picture of the word: fish

THURSDAY ACTIVITY 1



LOOK & SAY

people

made

virus

panic

about



SOUND OUT

bring

star

song

shook

crack

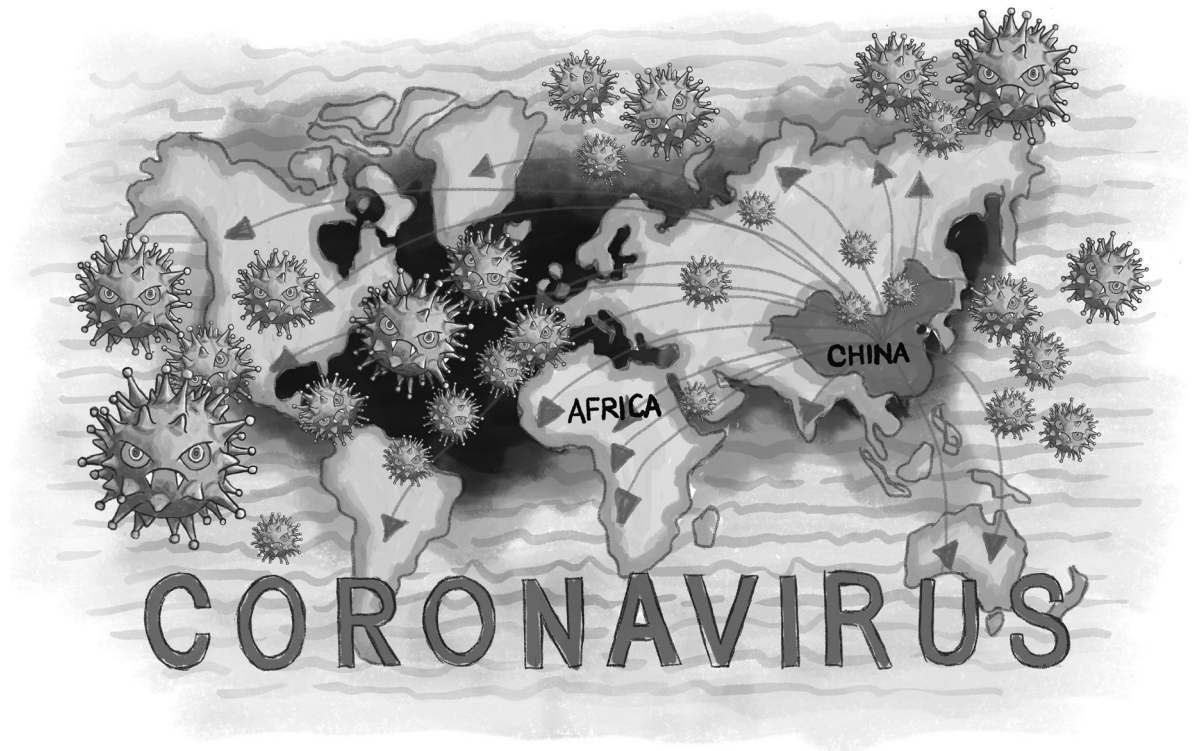
shop

moon

drop



READ



Hulisani knows. She knows of a virus. She knows that the virus made people sick. She knows that people must not panic. She knows that people must not panic about the virus. She knows what to do to keep safe. Hulisani will keep safe!





THURSDAY ACTIVITY 2

	READ	Read the  and  words from Thursday Activity 1.
	WRITE	Draw a picture of your favourite part of the Big Book story.







FRIDAY ACTIVITY 1

	READ	Read all the  and  words again.
	READ	Read the story from Thursday Activity 1.






FRIDAY ACTIVITY 2

	READ	Read all the  and  words again.
	WRITE	Write the sentences in your book. Fix the mistakes. 1. hulisani knows 2. she knows that people must not panic 3. hulisani will keep safe





MONDAY ACTIVITY 1

	LOOK & SAY	people	made	virus	panic	about
	SOUND OUT	brag	fork	bring	horn	
		brat	storm	brim	born	
	READ	I will bring the fork. I will bring the fork to the people. I will bring the horn to the people. I will bring the fork and the horn to the people. Will you help me? Will you help me bring the fork and the horn to the people?				
	WRITE	Write the  and  words in your dictionary.				





MONDAY ACTIVITY 2

	READ	Read the  and  words from Monday Activity 1 .
	READ	The brat will brag. The brag will brag to the people. The bad brat will brag to the people. It is not good to be a brat. It is not good to brag. It is not good to be a brat and to brag to people.
	WRITE	Draw a picture of the word: people





TUESDAY ACTIVITY 1

	LOOK & SAY	people	made	virus	panic	about
	SOUND OUT	stop	must	seem	soon	
		wish	took	with	much	
	READ	The people must stop. The people must stop and not panic. I wish the people would stop. I wish the people would just stop. I wish the people would just stop and not panic. It is not good to panic.				
	WRITE	Draw a picture of the word: wish				

TUESDAY ACTIVITY 2

	READ	Read the  and  words from Tuesday Activity 1.				
	WRITE	<p>1. What must the people do? The people must _____.</p> <p>2. Is it good to panic? _____, it is _____ to panic.</p>				

WEDNESDAY ACTIVITY 1

	LOOK & SAY	people	made	virus	panic	about
	SOUND OUT	boat	tree	green	ship	
		fish	look	storm	far	
	READ	I will look. I will look for the tree. I will look for the green tree. Will you help me look? Will you help me look for the green tree? I can see the tree. I can see the green tree. Can you see the tree? Can you see the green tree?				
	WRITE	<p>1. What will I look for? I will look for the _____.</p> <p>2. Is the tree green or red? The tree is _____.</p>				

WEDNESDAY ACTIVITY 2



READ

Read the  and  words from Wednesday Activity 1.



WRITE

Write the  words and  words in your dictionary.
Draw a picture of the word: fish

THURSDAY ACTIVITY 1



LOOK & SAY

people

made

virus

panic

about



SOUND OUT

bring

star

song

shook

crack

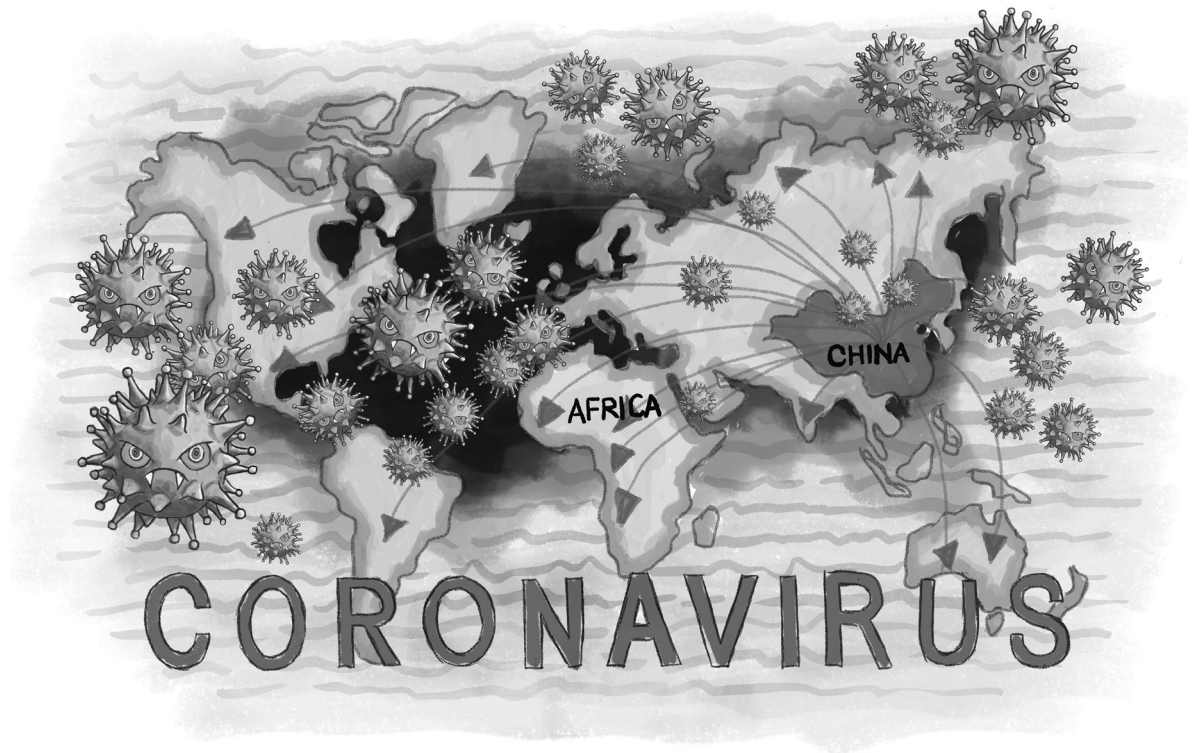
shop

moon

drop



READ



Hulisani knows. She knows of a virus. She knows that the virus made people sick. She knows that people must not panic. She knows that people must not panic about the virus. She knows what to do to keep safe. Hulisani will keep safe!





THURSDAY ACTIVITY 2

	READ	Read the  and  words from Thursday Activity 1.
	WRITE	Draw a picture of your favourite part of the Big Book story.







FRIDAY ACTIVITY 1

	READ	Read all the  and  words again.
	READ	Read the story from Thursday Activity 1.






FRIDAY ACTIVITY 2

	READ	Read all the  and  words again.
	WRITE	Write the sentences in your book. Fix the mistakes. 1. hulisani knows 2. she knows that people must not panic 3. hulisani will keep safe





MONDAY ACTIVITY 1

	LOOK & SAY	people	made	virus	panic	about
	SOUND OUT	brag	fork	bring	horn	
		brat	storm	brim	born	
	READ	I will bring the fork. I will bring the fork to the people. I will bring the horn to the people. I will bring the fork and the horn to the people. Will you help me? Will you help me bring the fork and the horn to the people?				
	WRITE	Write the  and  words in your dictionary.				





MONDAY ACTIVITY 2

	READ	Read the  and  words from Monday Activity 1 .
	READ	The brat will brag. The brag will brag to the people. The bad brat will brag to the people. It is not good to be a brat. It is not good to brag. It is not good to be a brat and to brag to people.
	WRITE	Draw a picture of the word: people





TUESDAY ACTIVITY 1

	LOOK & SAY	people	made	virus	panic	about
	SOUND OUT	stop	must	seem	soon	
		wish	took	with	much	
	READ	The people must stop. The people must stop and not panic. I wish the people would stop. I wish the people would just stop. I wish the people would just stop and not panic. It is not good to panic.				
	WRITE	Draw a picture of the word: wish				

TUESDAY ACTIVITY 2

	READ	Read the  and  words from Tuesday Activity 1.				
	WRITE	<ol style="list-style-type: none"> What must the people do? The people must _____. Is it good to panic? _____, it is _____ to panic. 				

WEDNESDAY ACTIVITY 1

	LOOK & SAY	people	made	virus	panic	about
	SOUND OUT	boat	tree	green	ship	
		fish	look	storm	far	
	READ	I will look. I will look for the tree. I will look for the green tree. Will you help me look? Will you help me look for the green tree? I can see the tree. I can see the green tree. Can you see the tree? Can you see the green tree?				
	WRITE	<ol style="list-style-type: none"> What will I look for? I will look for the _____. Is the tree green or red? The tree is _____. 				

WEDNESDAY ACTIVITY 2



READ

Read the  and  words from Wednesday Activity 1.



WRITE

Write the  words and  words in your dictionary.
Draw a picture of the word: fish

THURSDAY ACTIVITY 1



LOOK & SAY

people

made

virus

panic

about



SOUND OUT

bring

star

song

shook

crack

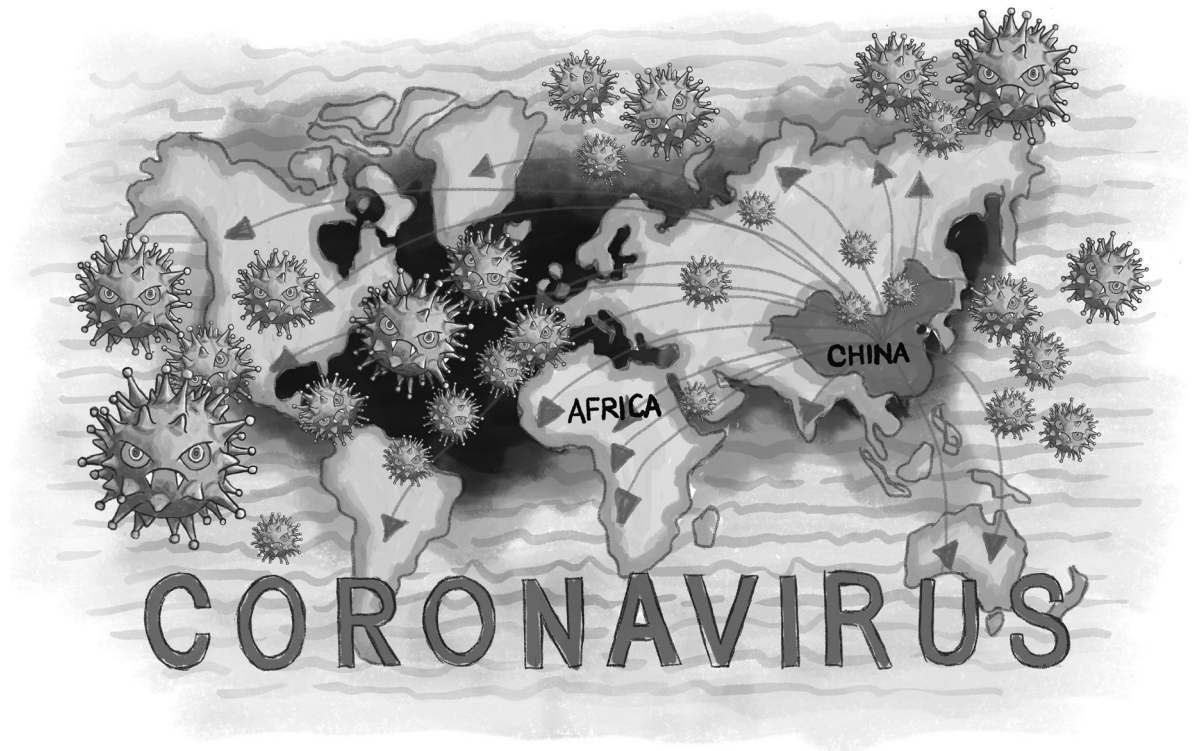
shop

moon

drop



READ



Hulisani knows. She knows of a virus. She knows that the virus made people sick. She knows that people must not panic. She knows that people must not panic about the virus. She knows what to do to keep safe. Hulisani will keep safe!





THURSDAY ACTIVITY 2

	READ	Read the  and  words from Thursday Activity 1.
	WRITE	Draw a picture of your favourite part of the Big Book story.







FRIDAY ACTIVITY 1

	READ	Read all the  and  words again.
	READ	Read the story from Thursday Activity 1.






FRIDAY ACTIVITY 2

	READ	Read all the  and  words again.
	WRITE	Write the sentences in your book. Fix the mistakes. 1. hulisani knows 2. she knows that people must not panic 3. hulisani will keep safe





MONDAY ACTIVITY 1

	LOOK & SAY	people	made	virus	panic	about
	SOUND OUT	brag	fork	bring	horn	
		brat	storm	brim	born	
	READ	I will bring the fork. I will bring the fork to the people. I will bring the horn to the people. I will bring the fork and the horn to the people. Will you help me? Will you help me bring the fork and the horn to the people?				
	WRITE	Write the  and  words in your dictionary.				





MONDAY ACTIVITY 2

	READ	Read the  and  words from Monday Activity 1 .
	READ	The brat will brag. The brag will brag to the people. The bad brat will brag to the people. It is not good to be a brat. It is not good to brag. It is not good to be a brat and to brag to people.
	WRITE	Draw a picture of the word: people





TUESDAY ACTIVITY 1

	LOOK & SAY	people	made	virus	panic	about
	SOUND OUT	stop	must	seem	soon	
		wish	took	with	much	
	READ	The people must stop. The people must stop and not panic. I wish the people would stop. I wish the people would just stop. I wish the people would just stop and not panic. It is not good to panic.				
	WRITE	Draw a picture of the word: wish				

TUESDAY ACTIVITY 2

	READ	Read the  and  words from Tuesday Activity 1.				
	WRITE	<ol style="list-style-type: none"> What must the people do? The people must _____. Is it good to panic? _____, it is _____ to panic. 				

WEDNESDAY ACTIVITY 1

	LOOK & SAY	people	made	virus	panic	about
	SOUND OUT	boat	tree	green	ship	
		fish	look	storm	far	
	READ	I will look. I will look for the tree. I will look for the green tree. Will you help me look? Will you help me look for the green tree? I can see the tree. I can see the green tree. Can you see the tree? Can you see the green tree?				
	WRITE	<ol style="list-style-type: none"> What will I look for? I will look for the _____. Is the tree green or red? The tree is _____. 				

WEDNESDAY ACTIVITY 2



READ

Read the  and  words from Wednesday Activity 1.



WRITE

Write the  words and  words in your dictionary.
Draw a picture of the word: fish

THURSDAY ACTIVITY 1



LOOK & SAY

people

made

virus

panic

about



SOUND OUT

bring

star

song

shook

crack

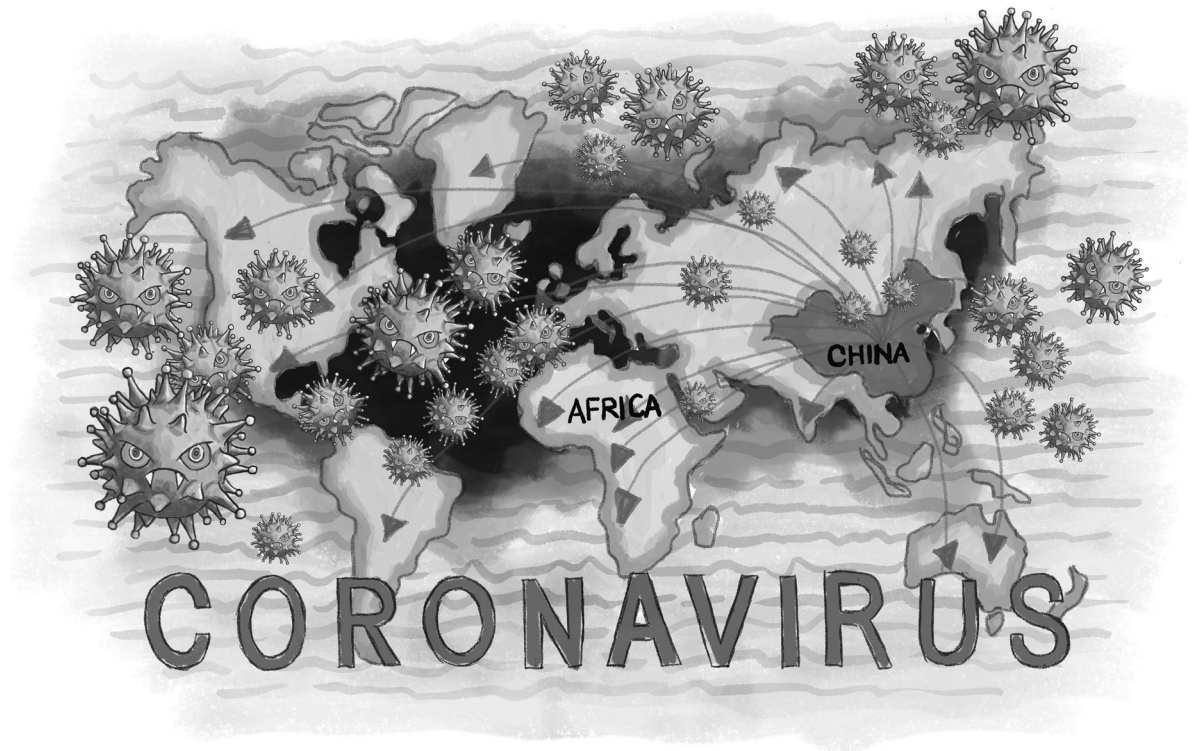
shop

moon

drop



READ



Hulisani knows. She knows of a virus. She knows that the virus made people sick. She knows that people must not panic. She knows that people must not panic about the virus. She knows what to do to keep safe. Hulisani will keep safe!





THURSDAY ACTIVITY 2

	READ	Read the  and  words from Thursday Activity 1.
	WRITE	Draw a picture of your favourite part of the Big Book story.







FRIDAY ACTIVITY 1

	READ	Read all the  and  words again.
	READ	Read the story from Thursday Activity 1.






FRIDAY ACTIVITY 2

	READ	Read all the  and  words again.
	WRITE	Write the sentences in your book. Fix the mistakes. 1. hulisani knows 2. she knows that people must not panic 3. hulisani will keep safe





MONDAY ACTIVITY 1

	LOOK & SAY	people	made	virus	panic	about
	SOUND OUT	brag	fork	bring	horn	
		brat	storm	brim	born	
	READ	I will bring the fork. I will bring the fork to the people. I will bring the horn to the people. I will bring the fork and the horn to the people. Will you help me? Will you help me bring the fork and the horn to the people?				
	WRITE	Write the  and  words in your dictionary.				





MONDAY ACTIVITY 2

	READ	Read the  and  words from Monday Activity 1 .
	READ	The brat will brag. The brag will brag to the people. The bad brat will brag to the people. It is not good to be a brat. It is not good to brag. It is not good to be a brat and to brag to people.
	WRITE	Draw a picture of the word: people





TUESDAY ACTIVITY 1

	LOOK & SAY	people	made	virus	panic	about
	SOUND OUT	stop	must	seem	soon	
		wish	took	with	much	
	READ	The people must stop. The people must stop and not panic. I wish the people would stop. I wish the people would just stop. I wish the people would just stop and not panic. It is not good to panic.				
	WRITE	Draw a picture of the word: wish				

TUESDAY ACTIVITY 2

	READ	Read the  and  words from Tuesday Activity 1.				
	WRITE	<ol style="list-style-type: none"> What must the people do? The people must _____. Is it good to panic? _____, it is _____ to panic. 				

WEDNESDAY ACTIVITY 1

	LOOK & SAY	people	made	virus	panic	about
	SOUND OUT	boat	tree	green	ship	
		fish	look	storm	far	
	READ	I will look. I will look for the tree. I will look for the green tree. Will you help me look? Will you help me look for the green tree? I can see the tree. I can see the green tree. Can you see the tree? Can you see the green tree?				
	WRITE	<ol style="list-style-type: none"> What will I look for? I will look for the _____. Is the tree green or red? The tree is _____. 				

WEDNESDAY ACTIVITY 2



READ

Read the  and  words from Wednesday Activity 1.



WRITE

Write the  words and  words in your dictionary.
Draw a picture of the word: fish

THURSDAY ACTIVITY 1



LOOK & SAY

people

made

virus

panic

about



SOUND OUT

bring

star

song

shook

crack

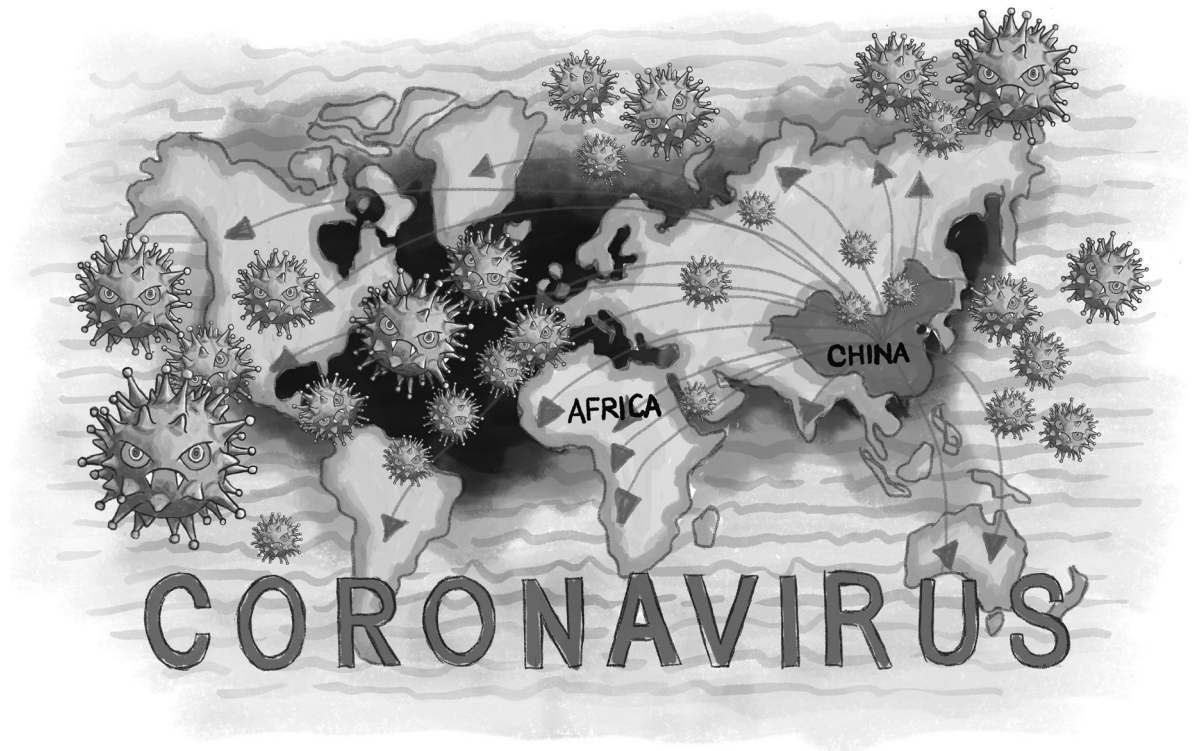
shop

moon

drop



READ



Hulisani knows. She knows of a virus. She knows that the virus made people sick. She knows that people must not panic. She knows that people must not panic about the virus. She knows what to do to keep safe. Hulisani will keep safe!





THURSDAY ACTIVITY 2

	READ	Read the  and  words from Thursday Activity 1.
	WRITE	Draw a picture of your favourite part of the Big Book story.







FRIDAY ACTIVITY 1

	READ	Read all the  and  words again.
	READ	Read the story from Thursday Activity 1.






FRIDAY ACTIVITY 2

	READ	Read all the  and  words again.
	WRITE	Write the sentences in your book. Fix the mistakes. 1. hulisani knows 2. she knows that people must not panic 3. hulisani will keep safe





MONDAY ACTIVITY 1

	LOOK & SAY	people	made	virus	panic	about
	SOUND OUT	brag	fork	bring	horn	
		brat	storm	brim	born	
	READ	I will bring the fork. I will bring the fork to the people. I will bring the horn to the people. I will bring the fork and the horn to the people. Will you help me? Will you help me bring the fork and the horn to the people?				
	WRITE	Write the  and  words in your dictionary.				





MONDAY ACTIVITY 2

	READ	Read the  and  words from Monday Activity 1 .
	READ	The brat will brag. The brag will brag to the people. The bad brat will brag to the people. It is not good to be a brat. It is not good to brag. It is not good to be a brat and to brag to people.
	WRITE	Draw a picture of the word: people





TUESDAY ACTIVITY 1

	LOOK & SAY	people	made	virus	panic	about
	SOUND OUT	stop	must	seem	soon	
		wish	took	with	much	
	READ	The people must stop. The people must stop and not panic. I wish the people would stop. I wish the people would just stop. I wish the people would just stop and not panic. It is not good to panic.				
	WRITE	Draw a picture of the word: wish				

TUESDAY ACTIVITY 2

	READ	Read the  and  words from Tuesday Activity 1.				
	WRITE	<ol style="list-style-type: none"> What must the people do? The people must _____. Is it good to panic? _____, it is _____ to panic. 				

WEDNESDAY ACTIVITY 1

	LOOK & SAY	people	made	virus	panic	about
	SOUND OUT	boat	tree	green	ship	
		fish	look	storm	far	
	READ	I will look. I will look for the tree. I will look for the green tree. Will you help me look? Will you help me look for the green tree? I can see the tree. I can see the green tree. Can you see the tree? Can you see the green tree?				
	WRITE	<ol style="list-style-type: none"> What will I look for? I will look for the _____. Is the tree green or red? The tree is _____. 				

WEDNESDAY ACTIVITY 2



READ

Read the  and  words from Wednesday Activity 1.



WRITE

Write the  words and  words in your dictionary.
Draw a picture of the word: fish

THURSDAY ACTIVITY 1



LOOK & SAY

people

made

virus

panic

about



SOUND OUT

bring

star

song

shook

crack

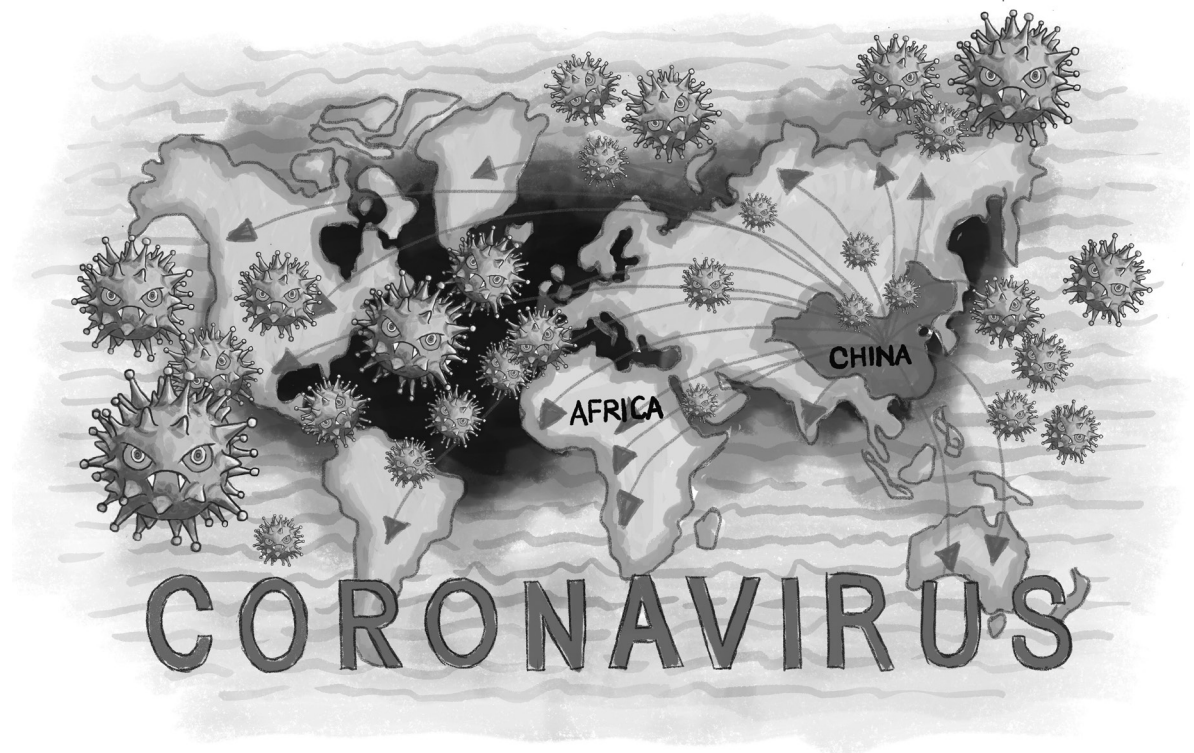
shop

moon

drop



READ



Hulisani knows. She knows of a virus. She knows that the virus made people sick. She knows that people must not panic. She knows that people must not panic about the virus. She knows what to do to keep safe. Hulisani will keep safe!





THURSDAY ACTIVITY 2

	READ	Read the  and  words from Thursday Activity 1.
	WRITE	Draw a picture of your favourite part of the Big Book story.







FRIDAY ACTIVITY 1

	READ	Read all the  and  words again.
	READ	Read the story from Thursday Activity 1.






FRIDAY ACTIVITY 2

	READ	Read all the  and  words again.
	WRITE	Write the sentences in your book. Fix the mistakes. 1. hulisani knows 2. she knows that people must not panic 3. hulisani will keep safe





MONDAY ACTIVITY 1

	LOOK & SAY	people	made	virus	panic	about
	SOUND OUT	brag	fork	bring	horn	
		brat	storm	brim	born	
	READ	I will bring the fork. I will bring the fork to the people. I will bring the horn to the people. I will bring the fork and the horn to the people. Will you help me? Will you help me bring the fork and the horn to the people?				
	WRITE	Write the  and  words in your dictionary.				





MONDAY ACTIVITY 2

	READ	Read the  and  words from Monday Activity 1 .
	READ	The brat will brag. The brag will brag to the people. The bad brat will brag to the people. It is not good to be a brat. It is not good to brag. It is not good to be a brat and to brag to people.
	WRITE	Draw a picture of the word: people





TUESDAY ACTIVITY 1

	LOOK & SAY	people	made	virus	panic	about
	SOUND OUT	stop	must	seem	soon	
		wish	took	with	much	
	READ	The people must stop. The people must stop and not panic. I wish the people would stop. I wish the people would just stop. I wish the people would just stop and not panic. It is not good to panic.				
	WRITE	Draw a picture of the word: wish				

TUESDAY ACTIVITY 2

	READ	Read the  and  words from Tuesday Activity 1.				
	WRITE	<ol style="list-style-type: none"> What must the people do? The people must _____. Is it good to panic? _____, it is _____ to panic. 				

WEDNESDAY ACTIVITY 1

	LOOK & SAY	people	made	virus	panic	about
	SOUND OUT	boat	tree	green	ship	
		fish	look	storm	far	
	READ	I will look. I will look for the tree. I will look for the green tree. Will you help me look? Will you help me look for the green tree? I can see the tree. I can see the green tree. Can you see the tree? Can you see the green tree?				
	WRITE	<ol style="list-style-type: none"> What will I look for? I will look for the _____. Is the tree green or red? The tree is _____. 				

WEDNESDAY ACTIVITY 2



READ

Read the  and  words from Wednesday Activity 1.



WRITE

Write the  words and  words in your dictionary.
Draw a picture of the word: fish

THURSDAY ACTIVITY 1



LOOK & SAY

people

made

virus

panic

about



SOUND OUT

bring

star

song

shook

crack

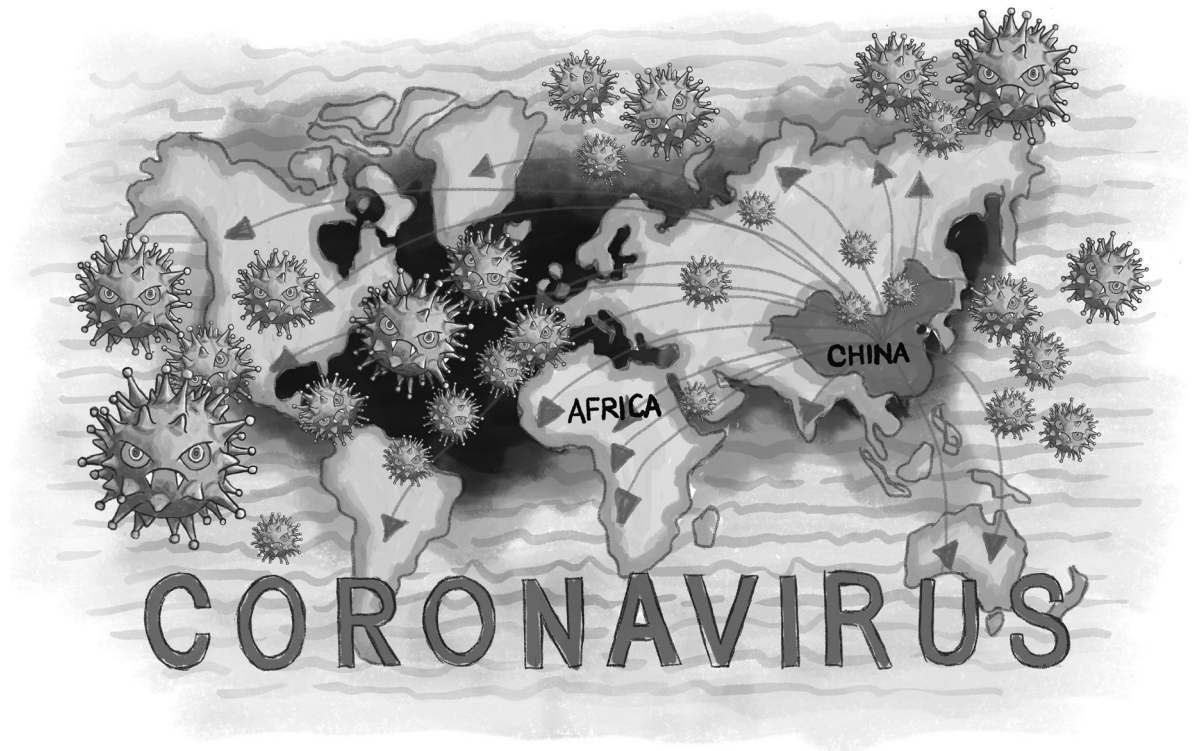
shop

moon

drop



READ



Hulisani knows. She knows of a virus. She knows that the virus made people sick. She knows that people must not panic. She knows that people must not panic about the virus. She knows what to do to keep safe. Hulisani will keep safe!





THURSDAY ACTIVITY 2

	READ	Read the  and  words from Thursday Activity 1.
	WRITE	Draw a picture of your favourite part of the Big Book story.







FRIDAY ACTIVITY 1

	READ	Read all the  and  words again.
	READ	Read the story from Thursday Activity 1.






FRIDAY ACTIVITY 2

	READ	Read all the  and  words again.
	WRITE	Write the sentences in your book. Fix the mistakes. 1. hulisani knows 2. she knows that people must not panic 3. hulisani will keep safe





MONDAY ACTIVITY 1

	LOOK & SAY	people	made	virus	panic	about
	SOUND OUT	brag	fork	bring	horn	
		brat	storm	brim	born	
	READ	I will bring the fork. I will bring the fork to the people. I will bring the horn to the people. I will bring the fork and the horn to the people. Will you help me? Will you help me bring the fork and the horn to the people?				
	WRITE	Write the  and  words in your dictionary.				





MONDAY ACTIVITY 2

	READ	Read the  and  words from Monday Activity 1 .
	READ	The brat will brag. The brag will brag to the people. The bad brat will brag to the people. It is not good to be a brat. It is not good to brag. It is not good to be a brat and to brag to people.
	WRITE	Draw a picture of the word: people





TUESDAY ACTIVITY 1

	LOOK & SAY	people	made	virus	panic	about
	SOUND OUT	stop	must	seem	soon	
		wish	took	with	much	
	READ	The people must stop. The people must stop and not panic. I wish the people would stop. I wish the people would just stop. I wish the people would just stop and not panic. It is not good to panic.				
	WRITE	Draw a picture of the word: wish				

TUESDAY ACTIVITY 2

	READ	Read the  and  words from Tuesday Activity 1.				
	WRITE	<ol style="list-style-type: none"> What must the people do? The people must _____. Is it good to panic? _____, it is _____ to panic. 				

WEDNESDAY ACTIVITY 1

	LOOK & SAY	people	made	virus	panic	about
	SOUND OUT	boat	tree	green	ship	
		fish	look	storm	far	
	READ	I will look. I will look for the tree. I will look for the green tree. Will you help me look? Will you help me look for the green tree? I can see the tree. I can see the green tree. Can you see the tree? Can you see the green tree?				
	WRITE	<ol style="list-style-type: none"> What will I look for? I will look for the _____. Is the tree green or red? The tree is _____. 				

WEDNESDAY ACTIVITY 2



READ

Read the  and  words from Wednesday Activity 1.



WRITE

Write the  words and  words in your dictionary.
Draw a picture of the word: fish

THURSDAY ACTIVITY 1



LOOK & SAY

people

made

virus

panic

about



SOUND OUT

bring

star

song

shook

crack

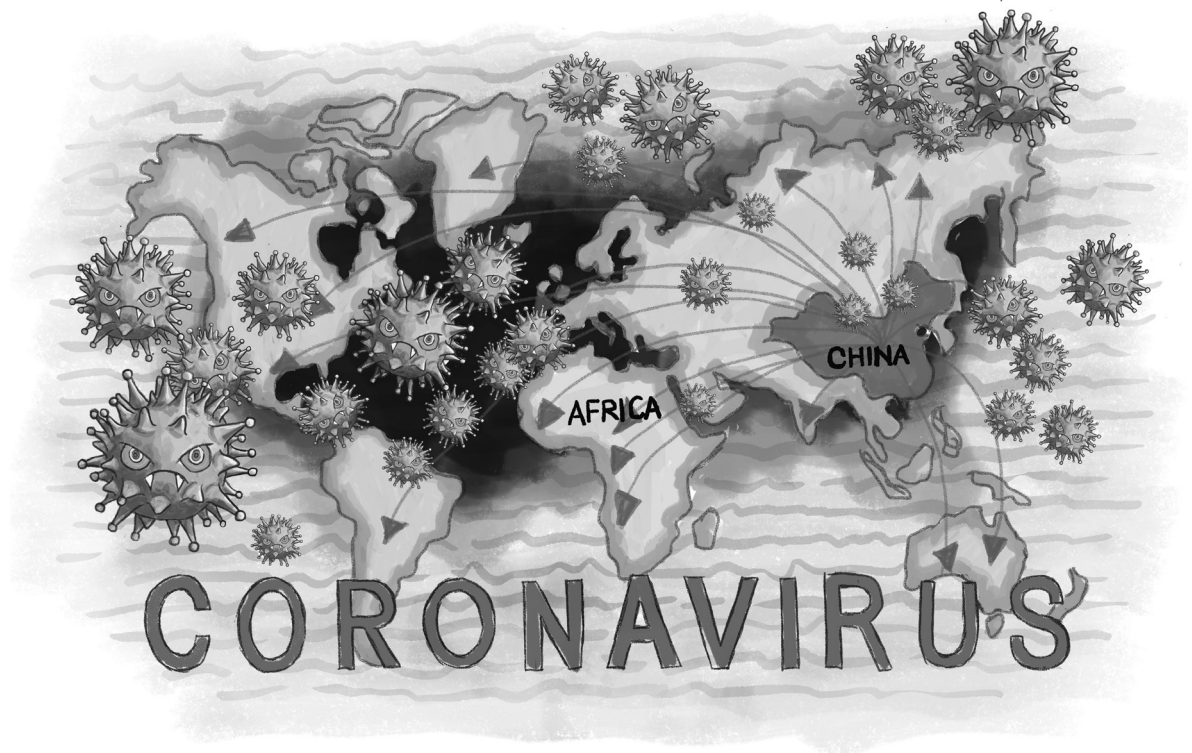
shop

moon

drop




READ



Hulisani knows. She knows of a virus. She knows that the virus made people sick. She knows that people must not panic. She knows that people must not panic about the virus. She knows what to do to keep safe. Hulisani will keep safe!





THURSDAY ACTIVITY 2

	READ	Read the  and  words from Thursday Activity 1.
	WRITE	Draw a picture of your favourite part of the Big Book story.







FRIDAY ACTIVITY 1

	READ	Read all the  and  words again.
	READ	Read the story from Thursday Activity 1.






FRIDAY ACTIVITY 2

	READ	Read all the  and  words again.
	WRITE	Write the sentences in your book. Fix the mistakes. 1. hulisani knows 2. she knows that people must not panic 3. hulisani will keep safe





MONDAY ACTIVITY 1

	LOOK & SAY	people	made	virus	panic	about
	SOUND OUT	brag	fork	bring	horn	
		brat	storm	brim	born	
	READ	I will bring the fork. I will bring the fork to the people. I will bring the horn to the people. I will bring the fork and the horn to the people. Will you help me? Will you help me bring the fork and the horn to the people?				
	WRITE	Write the  and  words in your dictionary.				





MONDAY ACTIVITY 2

	READ	Read the  and  words from Monday Activity 1 .
	READ	The brat will brag. The brag will brag to the people. The bad brat will brag to the people. It is not good to be a brat. It is not good to brag. It is not good to be a brat and to brag to people.
	WRITE	Draw a picture of the word: people





TUESDAY ACTIVITY 1

	LOOK & SAY	people	made	virus	panic	about
	SOUND OUT	stop	must	seem	soon	
		wish	took	with	much	
	READ	The people must stop. The people must stop and not panic. I wish the people would stop. I wish the people would just stop. I wish the people would just stop and not panic. It is not good to panic.				
	WRITE	Draw a picture of the word: wish				

TUESDAY ACTIVITY 2

	READ	Read the  and  words from Tuesday Activity 1.				
	WRITE	<ol style="list-style-type: none"> What must the people do? The people must _____. Is it good to panic? _____, it is _____ to panic. 				

WEDNESDAY ACTIVITY 1

	LOOK & SAY	people	made	virus	panic	about
	SOUND OUT	boat	tree	green	ship	
		fish	look	storm	far	
	READ	I will look. I will look for the tree. I will look for the green tree. Will you help me look? Will you help me look for the green tree? I can see the tree. I can see the green tree. Can you see the tree? Can you see the green tree?				
	WRITE	<ol style="list-style-type: none"> What will I look for? I will look for the _____. Is the tree green or red? The tree is _____. 				

WEDNESDAY ACTIVITY 2



READ

Read the  and  words from Wednesday Activity 1.



WRITE

Write the  words and  words in your dictionary.
Draw a picture of the word: fish

THURSDAY ACTIVITY 1



LOOK & SAY

people

made

virus

panic

about



SOUND OUT

bring

star

song

shook

crack

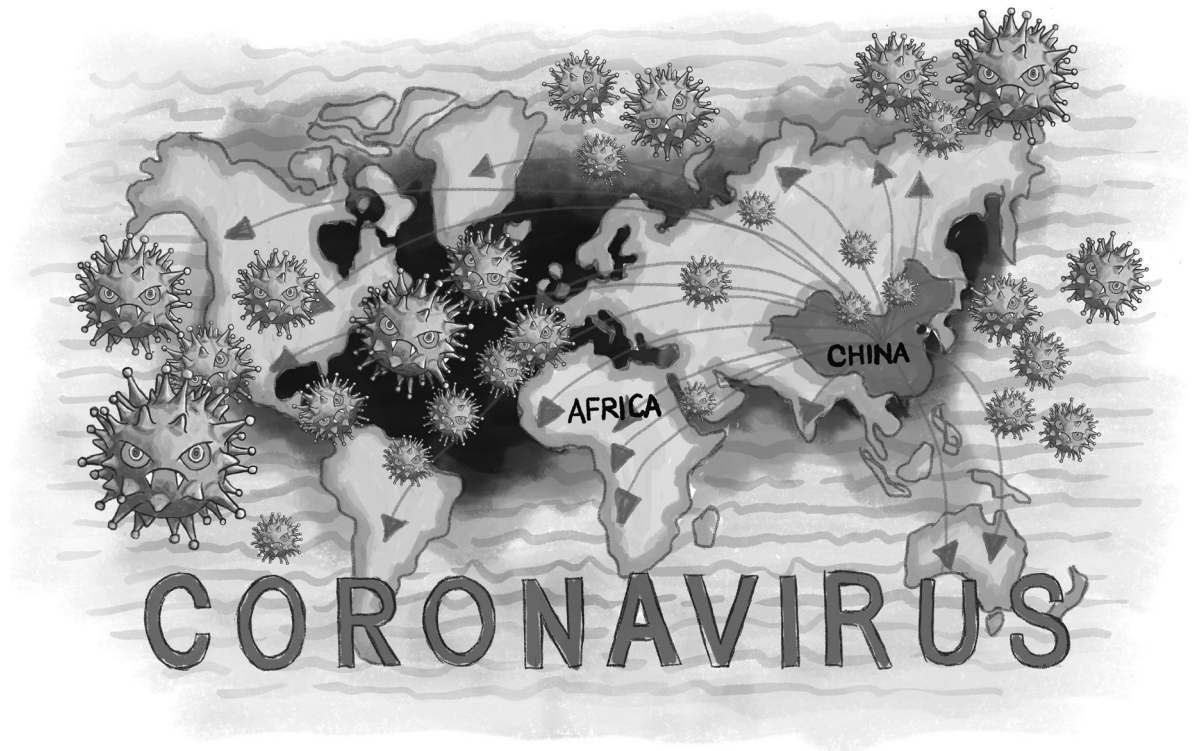
shop

moon

drop



READ



Hulisani knows. She knows of a virus. She knows that the virus made people sick. She knows that people must not panic. She knows that people must not panic about the virus. She knows what to do to keep safe. Hulisani will keep safe!





THURSDAY ACTIVITY 2

	READ	Read the  and  words from Thursday Activity 1.
	WRITE	Draw a picture of your favourite part of the Big Book story.







FRIDAY ACTIVITY 1

	READ	Read all the  and  words again.
	READ	Read the story from Thursday Activity 1.






FRIDAY ACTIVITY 2

	READ	Read all the  and  words again.
	WRITE	Write the sentences in your book. Fix the mistakes. 1. hulisani knows 2. she knows that people must not panic 3. hulisani will keep safe





MONDAY ACTIVITY 1

	LOOK & SAY	people	made	virus	panic	about
	SOUND OUT	brag	fork	bring	horn	
		brat	storm	brim	born	
	READ	I will bring the fork. I will bring the fork to the people. I will bring the horn to the people. I will bring the fork and the horn to the people. Will you help me? Will you help me bring the fork and the horn to the people?				
	WRITE	Write the  and  words in your dictionary.				





MONDAY ACTIVITY 2

	READ	Read the  and  words from Monday Activity 1 .
	READ	The brat will brag. The brag will brag to the people. The bad brat will brag to the people. It is not good to be a brat. It is not good to brag. It is not good to be a brat and to brag to people.
	WRITE	Draw a picture of the word: people





TUESDAY ACTIVITY 1

	LOOK & SAY	people	made	virus	panic	about
	SOUND OUT	stop	must	seem	soon	
		wish	took	with	much	
	READ	The people must stop. The people must stop and not panic. I wish the people would stop. I wish the people would just stop. I wish the people would just stop and not panic. It is not good to panic.				
	WRITE	Draw a picture of the word: wish				

TUESDAY ACTIVITY 2

	READ	Read the  and  words from Tuesday Activity 1.				
	WRITE	<ol style="list-style-type: none"> What must the people do? The people must _____. Is it good to panic? _____, it is _____ to panic. 				

WEDNESDAY ACTIVITY 1

	LOOK & SAY	people	made	virus	panic	about
	SOUND OUT	boat	tree	green	ship	
		fish	look	storm	far	
	READ	I will look. I will look for the tree. I will look for the green tree. Will you help me look? Will you help me look for the green tree? I can see the tree. I can see the green tree. Can you see the tree? Can you see the green tree?				
	WRITE	<ol style="list-style-type: none"> What will I look for? I will look for the _____. Is the tree green or red? The tree is _____. 				

WEDNESDAY ACTIVITY 2



READ

Read the  and  words from Wednesday Activity 1.



WRITE

Write the  words and  words in your dictionary.
Draw a picture of the word: fish

THURSDAY ACTIVITY 1



LOOK & SAY

people

made

virus

panic

about



SOUND OUT

bring

star

song

shook

crack

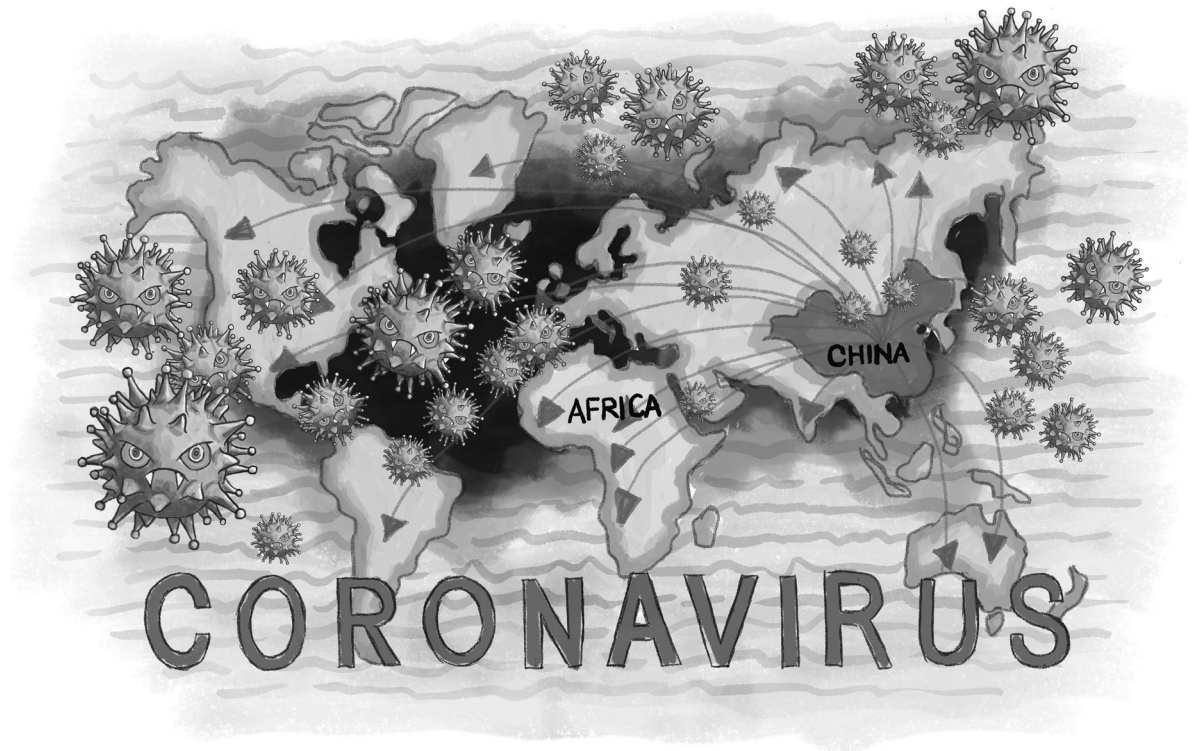
shop

moon

drop



READ



Hulisani knows. She knows of a virus. She knows that the virus made people sick. She knows that people must not panic. She knows that people must not panic about the virus. She knows what to do to keep safe. Hulisani will keep safe!





THURSDAY ACTIVITY 2

	READ	Read the  and  words from Thursday Activity 1.
	WRITE	Draw a picture of your favourite part of the Big Book story.







FRIDAY ACTIVITY 1

	READ	Read all the  and  words again.
	READ	Read the story from Thursday Activity 1.






FRIDAY ACTIVITY 2

	READ	Read all the  and  words again.
	WRITE	Write the sentences in your book. Fix the mistakes. 1. hulisani knows 2. she knows that people must not panic 3. hulisani will keep safe





MONDAY ACTIVITY 1

	LOOK & SAY	people	made	virus	panic	about
	SOUND OUT	brag	fork	bring	horn	
		brat	storm	brim	born	
	READ	I will bring the fork. I will bring the fork to the people. I will bring the horn to the people. I will bring the fork and the horn to the people. Will you help me? Will you help me bring the fork and the horn to the people?				
	WRITE	Write the  and  words in your dictionary.				





MONDAY ACTIVITY 2

	READ	Read the  and  words from Monday Activity 1 .
	READ	The brat will brag. The brag will brag to the people. The bad brat will brag to the people. It is not good to be a brat. It is not good to brag. It is not good to be a brat and to brag to people.
	WRITE	Draw a picture of the word: people





TUESDAY ACTIVITY 1

	LOOK & SAY	people	made	virus	panic	about
	SOUND OUT	stop	must	seem	soon	
		wish	took	with	much	
	READ	The people must stop. The people must stop and not panic. I wish the people would stop. I wish the people would just stop. I wish the people would just stop and not panic. It is not good to panic.				
	WRITE	Draw a picture of the word: wish				

TUESDAY ACTIVITY 2

	READ	Read the  and  words from Tuesday Activity 1.				
	WRITE	<ol style="list-style-type: none"> What must the people do? The people must _____. Is it good to panic? _____, it is _____ to panic. 				

WEDNESDAY ACTIVITY 1

	LOOK & SAY	people	made	virus	panic	about
	SOUND OUT	boat	tree	green	ship	
		fish	look	storm	far	
	READ	I will look. I will look for the tree. I will look for the green tree. Will you help me look? Will you help me look for the green tree? I can see the tree. I can see the green tree. Can you see the tree? Can you see the green tree?				
	WRITE	<ol style="list-style-type: none"> What will I look for? I will look for the _____. Is the tree green or red? The tree is _____. 				

WEDNESDAY ACTIVITY 2



READ

Read the  and  words from Wednesday Activity 1.



WRITE

Write the  words and  words in your dictionary.
Draw a picture of the word: fish

THURSDAY ACTIVITY 1



LOOK & SAY

people

made

virus

panic

about



SOUND OUT

bring

star

song

shook

crack

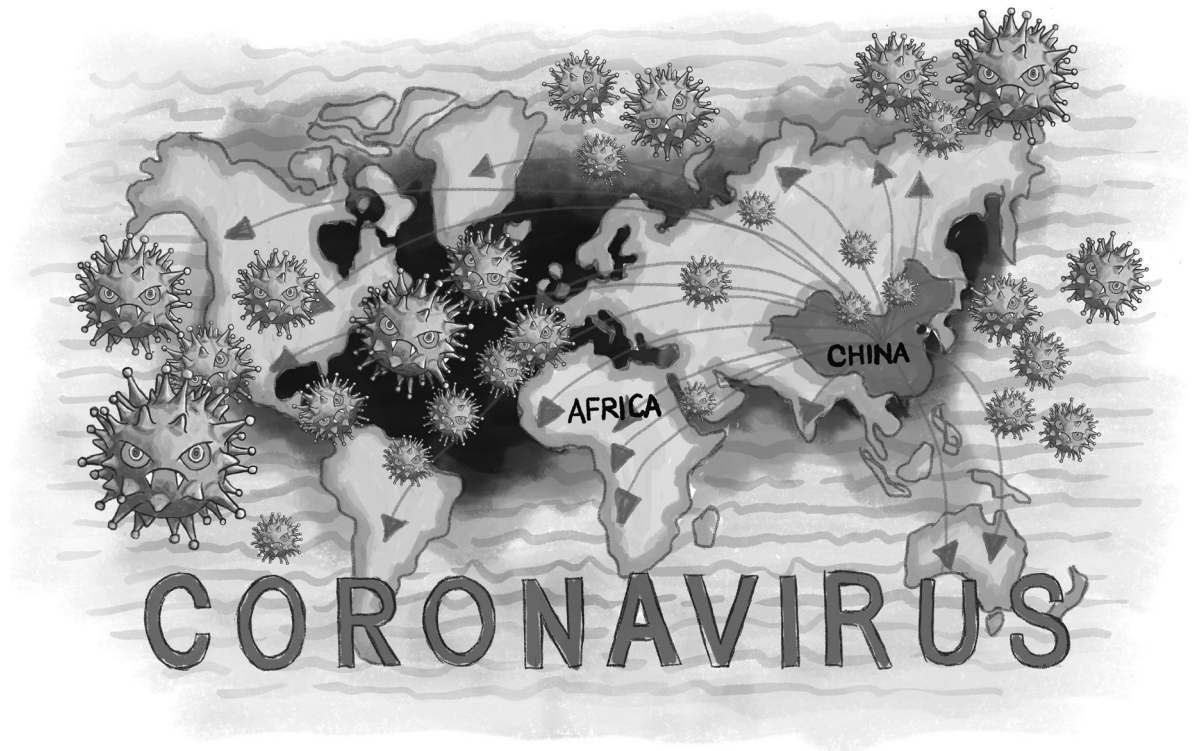
shop

moon

drop







READ







Hulisani knows. She knows of a virus. She knows that the virus made people sick. She knows that people must not panic. She knows that people must not panic about the virus. She knows what to do to keep safe. Hulisani will keep safe!





THURSDAY ACTIVITY 2

	READ	Read the  and  words from Thursday Activity 1.
	WRITE	Draw a picture of your favourite part of the Big Book story.

FRIDAY ACTIVITY 1

	READ	Read all the  and  words again.
	READ	Read the story from Thursday Activity 1.

FRIDAY ACTIVITY 2

	READ	Read all the  and  words again.
	WRITE	Write the sentences in your book. Fix the mistakes. 1. hulisani knows 2. she knows that people must not panic 3. hulisani will keep safe