

MATHEMATICS

Grade 2

**English/
Tshivenda**

Learner

Activity

Book

2020 TERM 2

Introduction

This resource pack has fifty numbered daily activities for classwork and homework. The activities correspond to the activities in the lesson plans. Answers to the activities can be written in this book.

These resources are bilingual. We hope that presenting the activities in two languages will help learners to learn the maths words in both their home language and in English. This will equip them for lifelong learning of maths.

If learners work systematically through these maths activities, they will cover the whole curriculum. Hopefully these activities will be a fun way to help them acquire this maths knowledge.

Marangaphanda

Phekhe iyi ya zwiko i na nyito dza fuṭhanu dza ḡuvha na ḡuvha dzo nomboriwaho, dzi dza mushumo wa kiḡasini na tshuṅwahaya. Nyito idzi dzi yelana na nyito dzi re kha pulane dza ngudo. Ngudo dza ḡuvha ḡinwe na ḡinwe dzi tea u tevhelwa nga mushumo wa kiḡasini ha kona u tevhela tshuṅwahaya. Mbudziso dza nyito dzi nga fhindulelwa buguni iyi.

Zwiko izwi zwi kha nyambo mbili. Ri na fulufhelo ḡa uri u shuma nga nyambo mbili zwi ḡo thusa vhagudi uri vha gude maipfi a mbalo nga luambo lwavho lwa hayani na nga English (Luisimane). Hezwi zwi ḡo vha pfundisela (lugisela) u dzhena kha u guda mbalo ha vhutshilo hoṭhe – ha tsiavhafu.

Arali vhagudi vha nga shuma mishumo iyi i tshi ṭandulukana (nga sisiṭeme), vha ḡo kona u khunyeledza kharikhuḡamu yoṭhe. Ri na fulufhelo ḡa uri, musi vhagudi vha tshi khou ita nyito idzi, vha ḡo vha vha tshi khou guda mbalo hu na u ḡiphiṅa.

Contents

Themo ya 2 Ngudo ya 1 Mutanganyo na mutuso ri tshi shumisa ngona ya kholomo	1
Themo ya 2 Ngudo ya 2 Mutanganyo nga murathiso (u dzudzanyulula) kha vhuimo ha tshihi	5
Themo ya 2 Ngudo ya 3 Ndowendowe ya mutanganyo nga murathiso (u dzudzanyulula)	10
Themo ya 2 Ngudo ya 4 Mutanganyo nga murathiso (u dzudzanyulula) kha mutalombalo	15
Themo ya 2 Ngudo ya 5 U tanganya magudiswa	19
Themo ya 2 Ngudo ya 6 U linga	22
Themo ya 2 Ngudo ya 7 Mutanganyo nga murathiso kha mafhungombalo	23
Themo ya 2 Ngudo ya 8 U vhumba mafhungombalo a mutanganyo	25
Themo ya 2 Ngudo ya 9 U linga	27
Themo ya 2 Ngudo ya 10 U tanganya magudiswa	28
Themo ya 2 Ngudo ya 11 Mutuso nga u pamba	30
Themo ya 2 Ngudo ya 12 Ndowendowe ya mutuso nga u pamba	33
Themo ya 2 Ngudo ya 13 Mutuso nga u pamba kha mutalombalo	39
Themo ya 2 Ngudo ya 14 U linga	41
Themo ya 2 Ngudo ya 15 U tanganya magudiswa	42
Themo ya 2 Ngudo ya 16 Mutuso nga u pamba kha fhungombalo (1)	44
Themo ya 2 Ngudo ya 17 Mutuso nga u pamba kha fhungombalo (2)	48
Themo ya 2 Ngudo ya 18 U vhumba mafhungombalo a mutuso	53
Themo ya 2 Ngudo ya 19 U tanganya magudiswa a mutanganyo na mutuso	55
Themo ya 2 Ngudo ya 20 U tanganya magudiswa	57
Themo ya 2 Ngudo ya 21 U linga	60
Themo ya 2 Ngudo ya 22 Mballo dza maipfi hu tshi shumiswa tshatidungo	61
Themo ya 2 Ngudo ya 23 Ndowendowe ya tshatidungo	64
Themo ya 2 Ngudo ya 24 U shuma mbalo hu tshi shumiswa tshatidungo (1)	67
Themo ya 2 Ngudo ya 25 U tanganya magudiswa	70
Themo ya 2 Ngudo ya 26 U shuma mbalo hu tshi shumiswa tshatidungo (2)	72
Themo ya 2 Ngudo ya 27 Wanani nomboro ya u rangani ni tshi shumisa mutuso	75

Themo ya 2 Ngudo ya 28 Wanani nomboro ya u rangani ni tshi shumisa mutanganyo	78
Themo ya 2 Ngudo ya 29 U linga	81
Themo ya 2 Ngudo ya 30 U tanganya magudiswa	82
Themo ya 2 Ngudo ya 31 Khaphasithi (ndadzo) hu tshi shumiswa yuniti dzi si dza tshitandadi	85
Themo ya 2 Ngudo ya 32 Yuniti dzi si dza tshitandadi dza khaphasithi (ndadzo)	87
Themo ya 2 Ngudo ya 33 Khaphasithi (ndadzo): mbalo dza mutanganyo na mutuso	90
Themo ya 2 Ngudo ya 34 U shuma na khaphasithi (ndadzo)	92
Themo ya 2 Ngudo ya 35 U tanganya magudiswa	94
Themo ya 2 Ngudo ya 36 U linga	96
Themo ya 2 Ngudo ya 37 Yuniti dza tshitandadi dza vhuleme	97
Themo ya 2 Ngudo ya 38 Nyanganyelo ya tshileme	100
Themo ya 2 Ngudo ya 39 Tshileme: Mbalo dza mutanganyo na mutuso	103
Themo ya 2 Ngudo ya 40 U tanganya magudiswa	105
Themo ya 2 Ngudo ya 41 U linga	107
Themo ya 2 Ngudo ya 42 U tandulula thaidzo (u shuma mbalo) (1)	108
Themo ya 2 Ngudo ya 43 U tandulula thaidzo (u shuma mbalo) (2)	110
Themo ya 2 Ngudo ya 44 U tandulula thaidzo (u shuma mbalo) (3)	113
Themo ya 2 Ngudo ya 45 U tanganya magudiswa	116
Themo ya 2 Ngudo ya 46 Mutanganyo hu tshi shumiswa zwitangi	120
Themo ya 2 Ngudo ya 47 U linga	123
Themo ya 2 Ngudo ya 48 Mbalo dza maipfi – phambano	124
Themo ya 2 Ngudo ya 49 Mbalo dza maipfi – mbambedzo	127
Themo ya 2 Ngudo ya 50 U tanganya magudiswa	130
Zwiko Zwigandiswa	133

Term 2 Lesson 1

Themo ya 2 Ngudo ya 1

Addition and subtraction using the column method

Muṭanganyo na muṭuso ri tshi shumisa ngona ya kholomo

CLASSWORK MUSHUMO WA KILASINI

Calculate using a place value table and the column method.

Rekanyani ni tshi shumisa thebuḽu ya vhuimo ha nomboro na ngona ya kholomo.

a $15 + 32 =$ _____

	T	O
+		

O: _____
T: _____

b $38 - 24 =$ _____

	T	O
+		

O: _____
T: _____

c $24 + 40 =$ _____

	T	O
+		

O: _____
T: _____

d $65 - 45 =$ _____

+	T	O

O:
T:

HOMEWORK TSHUŊWAHAYA

Calculate using a place value table and the column method.

Rekanyani ni tshi shumisa thebuḽu ya vhuimo ha nomboro na ngona ya khoḽomo.

a $45 + 31 =$ _____

	T	O	
+			
			O: _____
			T: _____

b $67 - 33 =$ _____

	T	O	
+			
			O: _____
			T: _____

Term 2 Lesson 2

Themo ya 2 Ngudo ya 2

Addition with carrying in the ones place

Mutxanganyo nga murathiso (u dzudzanyulula) kha vhuimo ha thihhi

CLASSWORK MUSHUMO WA KILASINI

Calculate using a place value table and the column method.

Rekanyani ni tshi shumisa thebuXu ya vhuimo ha nomboro na ngona ya khoXomo.

a $19 + 23 =$ _____

	T	O
+		

O: _____
T: _____

b $38 + 29 =$ _____

	T	O
+		

O: _____
T: _____

c $27 + 49 =$ _____

	T	O
+		

O: _____
T: _____

d $74 + 8 =$ _____

	T	O
+		
<hr/>		

O: _____
T: _____

e $27 + 13 =$ _____

	T	O
+		
<hr/>		

O: _____
T: _____

f $16 + 54 =$ _____

	T	O
+		
<hr/>		

O: _____
T: _____

HOMEWORK TSHUŊWAHAYA

Calculate using a place value table and the column method.

Rekanyani ni tshi shumisa thebuḽu ya vhuimo ha nomboro na ngona ya khoḽomo.

a $17 + 24 =$ _____

	T	O	
+			

O: _____

T: _____

b $7 + 85 =$ _____

	T	O	
+			

O: _____

T: _____

Term 2 Lesson 3

Themo ya 2 Ngudo ya 3

Practising addition with carrying

Ndowendowe ya mutanganyo nga murathiso (u dzudzanyulula)

CLASSWORK MUSHUMO WA KILASINI

Calculate using the column method.

Rekanyani ni tshi shumisa thebu\u ya vhuimo ha nomboro na ngona ya kho\omo.

a $27 + 24 =$ _____

	T	O
+		
<hr/>		
<hr/>		

O: _____
T: _____

b $16 + 18 =$ _____

	T	O
+		
<hr/>		

O: _____
T: _____

c $39 + 58 =$ _____

	T	O
+		
<hr/>		

O: _____
T: _____

d $21 + 69 =$ _____

	T	O
+		

O: _____
 T: _____

e $69 + 21 =$ _____

	T	O
+		

O: _____
 T: _____

HOMEWORK TSHUŊWAHAYA

Calculate using the column method.

Rekanyani ni tshi shumisa thebuḽu ya vhuimo ha nomboro na ngona ya khoḽomo.

a $28 + 12 = \underline{\hspace{2cm}}$

	T	O	
+			

O: _____

T: _____

b $13 + 67 = \underline{\hspace{2cm}}$

	T	O	
+			

O: _____

T: _____

c $54 + 17 = \underline{\hspace{2cm}}$

	T	O	
+			
			O: _____
			T: _____

Term 2 Lesson 4

Themo ya 2 Ngudo ya 4

Addition with carrying on a number line

Mutanganyo nga murathiso (u dzudzanyulula) kha mutalombalo

CLASSWORK MUSHUMO WA KILASINI

Solve using a number line. Check your answer using the column method.

Tandululani ni tshi shumisa mutalombalo. Tlalani phindulo yanu ni tshi shumisa ngona ya khologo.

a $38 + 7 =$ _____



	T	O	
+			

O: _____
 T: _____

b $9 + 76 =$ _____



T	O	

O: _____

T: _____

c $34 + 6 =$ _____



T	O	

O: _____

T: _____

d $3 + 67 =$ _____



T	O	

O: _____

T: _____

e $5 + 85 =$ _____



T	O	

O: _____


T: _____

HOMEWORK TSHUNWAHAYA

Solve using a number line. Check your answer using the column method.

Tandululani ni tshi shumisa mutalombalo. Tlalani phindulo yanu ni tshi shumisa ngona ya kholomo.

$47 + 8 = \underline{\hspace{2cm}}$



	T	O				
+						

O: _____

T: _____

Term 2 Lesson 5

Themo ya 2 Ngudo ya 5

Consolidation

U ṭanganya magudiswa

- 1 Calculate using a place value table and the column method.

Rekanyani ni tshi shumisa thebuḽu ya vhuimo ha nomboro na ngona ya khoḽomo.

$$26 + 37 = \underline{\hspace{2cm}}$$

	T	O	
+			

O: _____

T: _____

2 Solve using expanded notation and the column method.

Tandululani ni tshi shumisa muñwalo wo tñangavhudzwaho na ngona ya kholomo.

$17 + 34 =$ _____

	T	O
+		

O: _____
 T: _____

3 Solve using a number line and the column method.

Tandululani ni tshi shumisa mutalombalo na ngona ya kho\lomo.

$$68 + 8 = \underline{\hspace{2cm}}$$



	T	O	
+			

O: _____

T: _____

Term 2 Lesson 6

Themo ya 2 Ngudo ya 6

Assessment

Ulinga

Term 2 Lesson 7

Themo ya 2 Ngudo ya 7

Addition with carrying in context

Mutanganyo nga murathiso kha mafhungombalo

CLASSWORK MUSHUMO WA KILASINI

Solve the following problems:

Tandululani thaidzo i tevhelaho:

I I had 23 oranges.

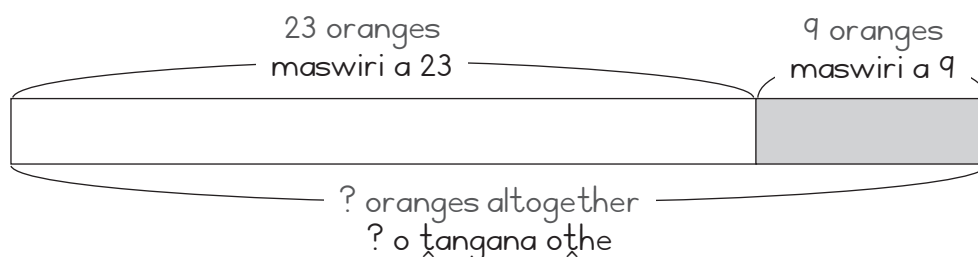
My dad gave me 9 oranges.

How many do I have now?

Ndo vha ndi na maswiri a 23.

Khotsi anga vho mpha maswiri a 9.

Ndi na maswiri mangana zwino?



2 Bonolo has 27 bananas.

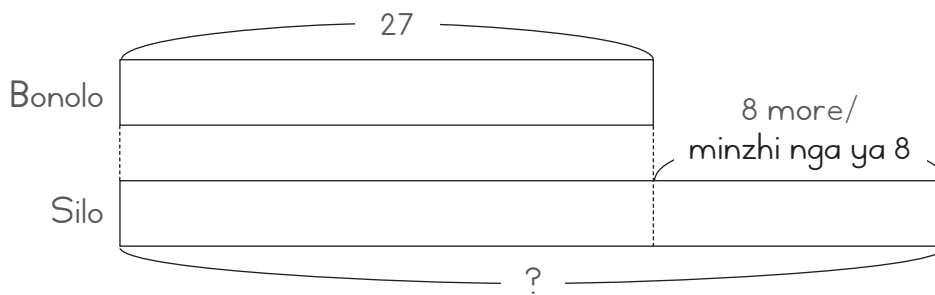
Silo has 8 more bananas than Bonolo.

How many bananas does Silo have?

Bonolo u na miomva ya 27.

Silo u na miomva minzhi kha ya Bonolo nga ya 8.

Silo u na miomva mingana?



HOMEWORK TSHUŊWAHAYA

Solve the following problem:

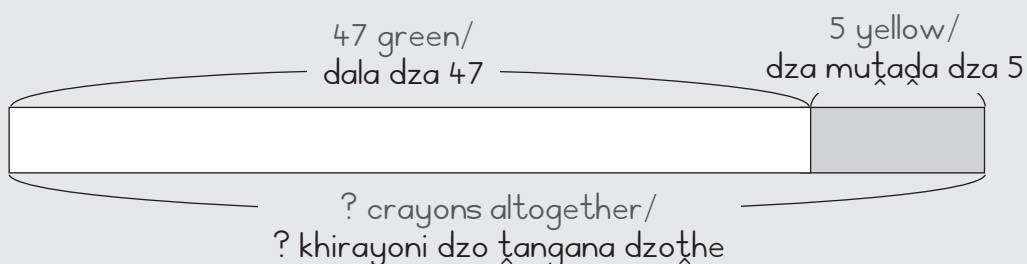
Tandululani thaidzo i tevhelaho:

1 Thabo has 47 green crayons and 5 yellow crayons.

How many crayons does Thabo have altogether?

Thabo u na kharayoni dala dza 47 na dza muṭaḍa dza 5.

Thabo u na khirayoni nngana dzo ṭangana dzoṭhe?



Term 2 Lesson 8

Themo ya 2 Ngudo ya 8

Making addition number sentences

U vumba mafhungombalo a mutanganyo

CLASSWORK MUSHUMO WA KILASINI

Use the column method to check these answers. Mark each one with a tick or a cross.

Shumisani ngona ya kholomo kha u tola phindulo idzi. Swayani inwe na inwe nga thikhi kana tshifhambano.

1 $65 + 15 = 78$

	T	O	
	6	5	
+	1	5	
	1	0	O: $5 + 5 = 10$
	7	0	T: $60 + 10 = 70$
	8	0	

2 $24 + 69 = 93$

	T	O	
	2	4	
+	6	9	
	1	3	O: $4 + 9 = 13$
	8	0	T: $20 + 60 = 80$
	9	3	

3 $29 + 55 = 84$

	T	O	
	2	9	
+	5	5	
	1	4	O: $9 + 5 = 14$
	7	0	T: $20 + 50 = 70$
	8	4	

4 $36 + 18 = 52$

	T	O	
	3	6	
+	1	8	
	1	4	O: $6 + 8 = 14$
	4	0	T: $30 + 10 = 40$
	5	4	

HOMEWORK TSHUNWAHAYA

Use the column method to check this addition. Mark it with a tick or a cross.

Shumisani ngona ya kholomo kha u ṭola muṭanganyo uyu. Swayani inwe na inwe nga thikhi kana tshifhambano.

$$28 + 17 = 45$$

	T	O	
	2	8	
+	1	7	
	1	5	O: $8 + 7 = 15$
	3	0	T: $20 + 10 = 30$
	4	5	

Term 2 Lesson 9

Themo ya 2 Ngudo ya 9

Assessment

Ulinga

Term 2 Lesson 10

Themo ya 2 Ngudo ya 10

Consolidation

U ṭanganya magudiswa

- 1 Use the column method to check this answer. Mark it with a tick or a cross.
Shumisani ngona ya khoḽomo kha u ṭola phindulo iyi.

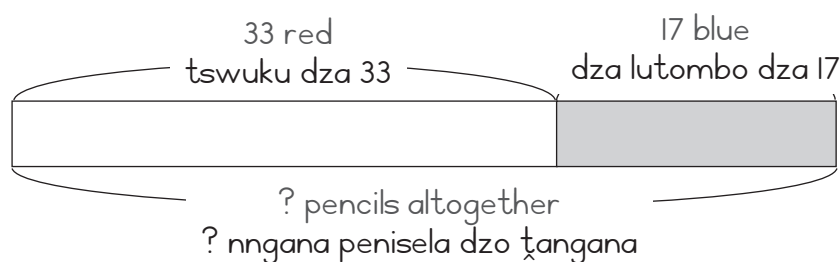
$$46 + 19 = 65$$

T	O	
4	6	
+	1	9
1	5	O: 6 + 9 = 15
5	0	T: 40 + 10 = 50
6	5	

- 2 Solve using a bar diagram. Write a number sentence to show your answer.
Tandululani ni tshi shumisa nyolo ya tshatidungo. Nwalani fhungombalo ni tshi sumbedza phindulo yanu.

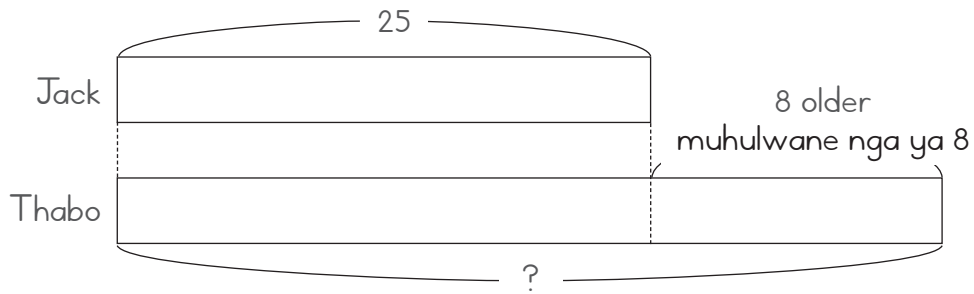
- a Thembi has 33 red pencils and 17 blue pencils.
How many pencils does Thembi have?

Thembi u na pinisela tswuku dza 33
na dza lutombo dza 17.
Thembi u na penisela nngana?



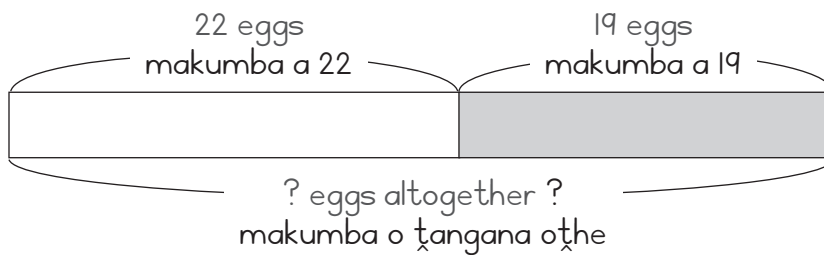
- b Jack is 25 years old.
Thabo is 8 years older.
How old is Thabo?

Jack u na minwaha ya 25.
Thabo ndi muhulwane nga minwaha ya 8.
Thabo u na minwaha mingana?



- c Mbali has 22 eggs.
Her mom gave her 19 more eggs.
How many eggs does she have now?

Mbali u na makumba a 22.
Mme awe vha mu nea makumba maniwe a 19.
U na makumba mangana zwino?



Term 2 Lesson 11

Themo ya 2 Ngudo ya 11

Subtraction with borrowing

Mutuso nga u pamba

CLASSWORK MUSHUMO WA KILASINI

Calculate using a place value table and the column method.

Rekanyani ni tshi shumisa thebulu ya vhuimo ha nomboro na ngona ya kholomo.

a $63 - 26 =$ _____

	T	O
-		

O: _____
T: _____

b $71 - 47 =$ _____

-	T	O

O: _____
 T: _____

c $97 - 38 =$ _____

-	T	O

O: _____
 T: _____

HOMEWORK TSHUNWAHAYA

Calculate using a place value table and the column method.

Rekanyani ni tshi shumisa thebuḽu ya vhuimo ha nomboro na ngona ya khoḽomo.

$90 - 88 =$ _____

	T	O	
-			
			O: _____
			T: _____

Term 2 Lesson 12

Themo ya 2 Ngudo ya 12

Practising subtraction with borrowing

Ngwendowe ya mutuso nga u pamba

CLASSWORK MUSHUMO WA KILASINI

Calculate using the column method and check your answer using addition.

Rekanyani ni tshi shumisa ngona ya kholomo ni tshole phindulo yanu ni tshi shumisa mutanganyo.

a $82 - 45 =$ _____

	T	O

O:

T:

Check:
Tolani:

T	O

O:
T:

b $71 - 27 =$ _____

T	O

O:
T:

Check:
Tolani:

T	O

O: _____
T: _____

c $60 - 34 =$ _____

T	O

O: _____
T: _____

Check:

Tolani:

T	O

O:

T:

HOMEWORK TSHUŊWAHAYA

Calculate using the column method and check your answer using addition.

Rekanyani ni tshi shumisa ngona ya kholomo ni tšole phindulo yaŋu ni tshi shumisa muṭanganyo.

a $35 - 9 =$ _____

T	O	

O: _____

T: _____

Check:
Tolani:

T	O	

O: _____

T: _____

b $90 - 8 =$ _____

T	O	
		O: _____
		T: _____

Check:
Tolani:

T	O	
		O: _____
		T: _____

Term 2 Lesson 13

Themo ya 2 Ngudo ya 13

Subtraction with borrowing on a number line

Mutuso nga u pamba kha mutalombalo

CLASSWORK MUSHUMO WA KILASINI

Solve using a number line.

Tandululani ni tshi shumisa mutalombalo.

1 $30 - 7 =$ _____



2 $95 - 26 =$ _____



3 $78 - 19 =$ _____



4 $81 - 6 =$ _____



5 $60 - 22 =$ _____



6 $92 - 84 =$ _____




HOMEWORK TSHUNWAHAYA


Solve using a number line.

Tandululani ni tshi shumisa mutalombalo.

1 $63 - 26 =$ _____



2 $77 - 47 =$ _____



Term 2 Lesson 14

Themo ya 2 Ngudo ya 14

Assessment

Ulinga

Term 2 Lesson 15

Themo ya 2 Ngudo ya 15

Consolidation

Uxanganya magudiswa

1 Solve $85 - 37 =$ _____ using a number line.

Tandululani $85 - 37 =$ _____ ni tshi shumisa mutalombalo.



2 Solve $81 - 16 =$ _____ using the column method.

Tandululani $81 - 16 =$ _____ ni tshi shumisa ngona ya kholomo.

T	O

O: _____

T: _____

3 Use addition to check your answer to $81 - 16 =$ _____.

Shumisani mutxanganyo ni tshi tla phindulo ya \grave{u} ya $81 - 16 =$ _____.

	T	O	

O: _____

T: _____

4 Solve $83 - 25 =$ _____ using a base ten kit and a place value table.

Saukanyani $83 - 25 =$ _____ ni tshi shumisa khithi ya muteomahumi na thebu \grave{u} ya vhuimo ha nomboro.

	T	O	

O: _____

T: _____

Term 2 Lesson 16

Themo ya 2 Ngudo ya 16

Subtraction with borrowing in context (I)

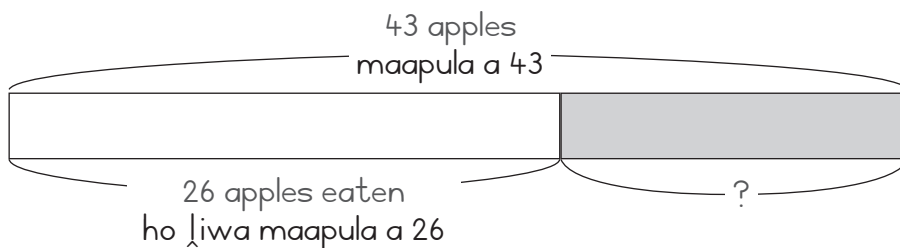
Mutuso nga u pamba kha fhungombalo (I)

CLASSWORK MUSHUMO WA KILASINI

Use the diagrams to solve the problem and check your answer using the column method.

Shumisani nyolo kha u tandulula thaidzo ni kone u tola phindulo yanu ni tshi shumisa ngona ya khoḽomo.

- I There are 43 apples.
The learners eat 26 apples.
How many apples are left?
Hu na maapula a 43.
Vhagudi vha ḽa maapula a 23.
Ho sala maapula mangana?



Check:
Tolani:

	T	O

O:
T:

2 I have 52 beads.

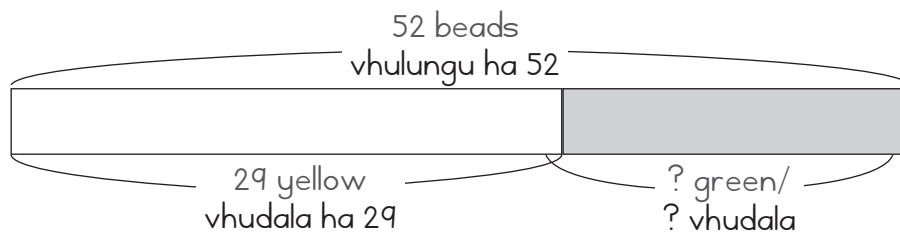
29 are yellow and the rest are green.

How many green beads do I have?

Ndi na vhulungu ha 52.

Ha 29 ndi ha mutxada ngeno huriwe hothe vhu vhudala.

Ndi na vhulungu vhudala vhungana?



Check:

Tolani:

T	O

O: _____
T: _____

HOMEWORK TSHUŊWAHAYA

Use the diagram to solve the problem and check your answer using the column method.

Shumisani nyolo kha u tandulula thaidzo ni kone u t̄ola phindulo yaŋu ni tshi shumisa ngona ya khoḽomo.

There are 37 bananas.

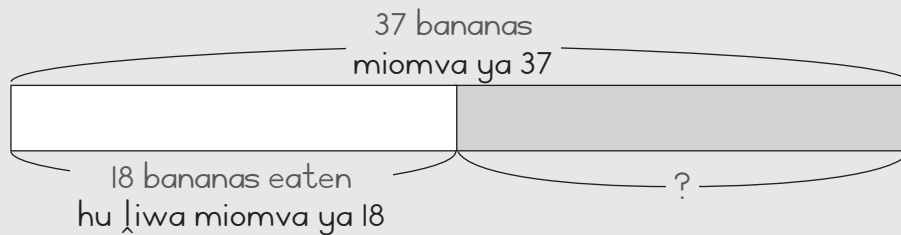
We eat 18 bananas.

How many bananas are left?

Hu na miomva ya 37.

Ri ḽa miomva ya 18.

Ho sala miomva mingana?



Check:

T̄olani:

	T	O	

O: _____

T: _____

Term 2 Lesson 17

Themo ya 2 Ngudo ya 17

Subtraction with borrowing in context (2)

Mutuso nga u pamba kha fhungombalo (2)

CLASSWORK MUSHUMO WA KILASINI

Calculate using the column method.

Rekanyani ni tshi shumisa ngona ya khoḽomo.

a $74 - 56 =$ _____

T	O

O: _____
T: _____

b $65 - 46 =$ _____

T	O

O:

T:

c $87 - 78 =$ _____

T	O

O:

T:

d $48 - 39 =$ _____

	T	O

O: _____
T: _____

e $35 - 16 =$ _____

	T	O

O: _____
T: _____

f $61 - 34 =$ _____

	T	O

O: _____
T: _____

HOMEWORK TSHUNWAHAYA

Calculate using the column method.

Rekanyani ni tshi shumisa ngona ya kho_lomo.

a $96 - 27 =$ _____

T	O		

O: _____

T: _____

b $60 - 21 =$ _____

T	O		

O: _____

T: _____

Term 2 Lesson 18

Themo ya 2 Ngudo ya 18

Making subtraction number sentences

U vumba mafhungombalo a mutuso

CLASSWORK MUSHUMO WA KILASINI

Use the column method to check these answers. Mark each one with a tick or a cross.

Shumisani ngona ya kholomo kha u tola phindulo idzi. Swayani inwe na inwe yadzo nga thikhi kana tshifhambano.

1 $84 - 15 = 72$

	T	O
	7	4
	8	4
-	1	5
		9
	6	0
	6	9

O: $14 - 5 = 9$
T: $70 - 10 = 60$

2 $56 - 19 = 33$

	T	O
	4	6
	5	6
-	1	9
		7
	3	0
	3	7

O: $16 - 9 = 7$
T: $40 - 10 = 30$

3 $34 - 18 = 26$

	T	O
	2	4
	3	4
-	1	8
		6
	1	0
	1	6

O: $14 - 8 = 6$
T: $20 - 10 = 10$

4 $61 - 7 = 54$

	T	O
	5	1
	6	1
-		7
		4
	5	0
	5	4

O: $11 - 7 = 4$
T: $50 - 0 = 50$

HOMEWORK TSHUNWAHAYA

Use the column method to check this answer. Mark it with a tick or a cross.

Shumisani ngona ya kholomo kha u tloa phindulo iyi. I swayeni nga thikhi kana nga tshifhambano.

$$40 - 3 = 37$$

T	O	
3	0	
4	0	
-	3	
	7	O: $10 - 3 = 7$
3	0	T: $30 - 0 = 30$
3	7	

Term 2 Lesson 19

Themo ya 2 Ngudo ya 19

Consolidation of addition and subtraction

U t̄anganya magudiswa a mut̄anganyo na mut̄uso

CLASSWORK MUSHUMO WA KILASINI

Check these answers. Mark each one with a tick or a cross.

Tolani phindulo iyi. Swayani inwe na inwe yadzo nga thikhi kana tshifhambano.

a $36 + 27 = 62$

	T	O	
	3	6	
+	2	7	
	1	3	O: $6 + 7 = 13$
	5	0	T: $30 + 20 = 50$
	6	3	

b $55 + 29 = 84$

	T	O	
	5	5	
+	2	9	
	1	4	O: $5 + 9 = 14$
	7	0	T: $50 + 20 = 70$
	8	4	

c $54 + 37 = 91$

	T	O	
	5	4	
+	3	7	
	1	1	O: $4 + 7 = 11$
	8	0	T: $50 + 30 = 80$
	9	1	

	T	O	
	5	6	
-	1	7	
	3	0	O: $16 - 7 = 9$
	3	9	T: $40 - 10 = 30$
	3	9	

d $56 - 17 = 39$

e $46 - 28 = 18$

	T	O	
	4	6	
-	2	8	
	2	8	O: $16 - 8 = 8$
	1	0	T: $30 - 20 = 10$
	1	8	

f $68 - 19 = 49$

	T	O	
	6	8	
-	1	9	
	5	9	O: $18 - 9 = 9$
	4	0	T: $50 - 10 = 40$
	4	9	

HOMEWORK TSHUNWAHAYA

Check this answer. Mark it with a tick or a cross.

Tolani phindulo iyi. I swayeni nga thikhi kana tshifhambano.

I $73 - 25 = 48$

T	O	
6	3	
7	3	
-	2	5
		8
4	0	O: $13 - 5 = 8$
4	8	T: $60 - 20 = 40$

Term 2 Lesson 20

Themo ya 2 Ngudo ya 20

Consolidation

U ṭanganya magudiswa

Solve the following. Write a number sentence and use the bar diagram to show your answer.

Tandululani zwi tevhelaho. N̄walani fhungombalo na u shumisa tshatidungo kha u sumedza phindulo yan̄u.

1 There were 26 children in the park.

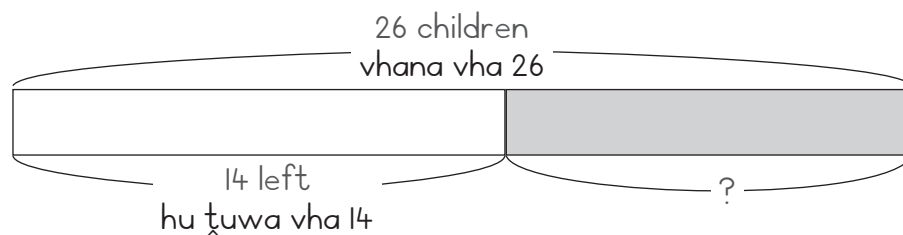
14 children left the park.

How many children are left?

Phakhani ho vha hu na vhana vha 26.

Vha 14 vha ṭuwa.

Ho sala vhana vhangana?



2 Nomsa has 27 oranges.

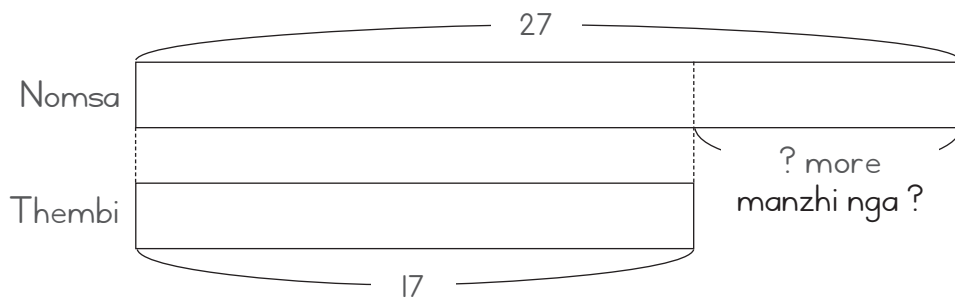
Thembi has 17 oranges.

How many more oranges does Nomsa have than Thembi?

Nomsa u na maswiri a 28.

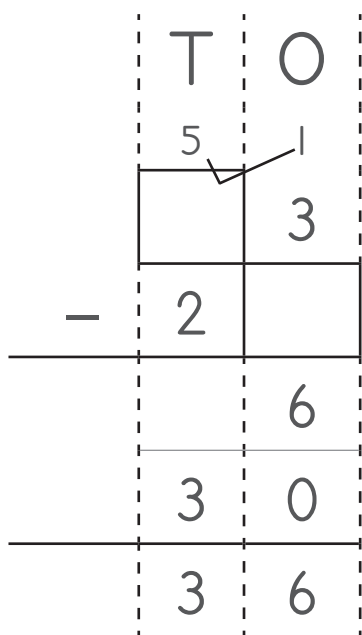
Thembi u na maswiri a 17.

Maswiri ane Nomsa a vha nao ndi manzhi kha a Thembi nga mangana?



3 Fill in the missing numbers to show $63 - 27 = \underline{\hspace{2cm}}$

Nwalani nomboro dzi no khou tshela ni tshi sumbedza $63 - 27 = \underline{\hspace{2cm}}$



O: $13 - \underline{\hspace{1cm}} = 6$

T: $\underline{\hspace{1cm}} - 20 = 30$

- 4 Check this answer. Mark it with a tick or a cross.

Tolani phindulo iyi. I swayeni nga thikhi kana tshifhambano.

$$58 - 29 = 39$$

T	O	
4	1	
5	8	
-	2	9
	9	O: 18 - 9 = 9
2	0	T: 40 - 20 = 20
2	9	

Term 2 Lesson 21

Themo ya 2 Ngudo ya 21

Assessment

Ulinga

Term 2 Lesson 22

Themo ya 2 Ngudo ya 22

Word problems using bar diagrams

Mbalo dza maipfi hu tshi shumiswa tshatidungo

CLASSWORK MUSHUMO WA KILASINI

Draw circles and diagrams to help you solve these problems. Write a number sentence with the answer.

Olani zwitendeledzi na nyolo zwi ni thuse kha u tandulula thaidzo idzi. Nwalani fhungombalo li na phindulo yanu.

a I have 5 oranges.

My sister gives me 3 oranges.

How many oranges do I have altogether?

Ndi na maswiti a 5.

Khaladzi anga a mpha maswiri a 3.

Ndi na maswiri mangana o tangana othe?

b There were 6 boys in a classroom.

There are 3 more girls than boys.

How many girls are there?

Hu na vhatukana vha 6 ki klasini.

Vhasidzana ndi vhanzhi kha vhatukana nga vha 3.

Hu na vhasidzana vhangana?

HOMEWORK TSHUŊWAHAYA

Draw circles and a bar diagram to represent this problem.

Olani zwitendeledzi na tshatidungo kha u sumbedza thaidzo (mbalo) iyi.

I have 6 pencils.

My mom buys me 2 more.

How many pencils do I have altogether?

Ndi na penisela dza 6.

Mme anga vha renga dziŋwe dza 2.

Ndi na penisela nngana dzo t̄angana dzo t̄he?

Term 2 Lesson 23

Themo ya 2 Ngudo ya 23

Practising bar diagrams

Ndowendowe ya tshatidungo

CLASSWORK MUSHUMO WA KILASINI

Draw circles and diagrams to help you solve these problems. Write a number sentence with the answer.

Olani zwitendeledzi na nyolo zwi ni thuse kha u tandulula thaidzo idzi. Nwalani fhungombalo li na phindulo yanu.

1 There are 11 trees in the garden.

6 of them are avocado trees and the others are pawpaw trees.

How many pawpaw trees are there?

Hu na miri ya 11 ngadeni.

Ya 6 khayo ndi miri ya miafukhada ngeno iyi minwe i mipapawe.

Hu na miri mingana ya mipapawe?

2 There are 13 oranges and

7 apples.

How many more oranges are there than apples?

Hu na maswiri a 13

na maapula a 7.

Hu na maswiri manzhi kha maapula nga mangana?

HOMEWORK TSHUNWAHAYA

Draw circles and a bar diagram to represent the problem.

Olani zwitendeledzi na tshatidungo kha u sumbedza thaidzo (mbalo) iyi.

There are 7 children in a playground.

3 of them are boys.

How many girls are there?

Luvhandeni lwa u tambela hu na vhana vha 7.

Vha 3 vhavho ndi vhatukana.

Hu na vhasidzana vhangana?

Term 2 Lesson 24

Themo ya 2 Ngudo ya 24

Solving word problems using bar diagrams (I)

U shuma mbalo hu tshi shumiswa tshatidungo (I)

CLASSWORK MUSHUMO WA KILASINI

Draw a bar diagram. Then, write a number sentence and the answer.

Olani tshatidungo. Zwino nwalani fhungombalo na phindulo ya hone.

a I have 5 mangoes.

My brother gives me 3 more mangoes.

How many mangoes do I have altogether?

Ndi na mango a 5.

Khaladzi anga a mpha mañwe a 3.

Ndi na mango mangana o tangana othe?

- b** There are children in the classroom.
4 of them are Grade 1s and
8 are Grade 2s.
How many children are there altogether?
Hu na vhana ki klasini.
Vha 4 vhavho ndi vha Gireidi ya 1
ngeno vha 8 vhe vha Gireidi ya 2.
Hu na vhana vhangana vho ṭangana vho ṭhe?

HOMEWORK TSHUŊWAHAYA

Draw a bar diagram to represent the problem.

Olani tshatidungo ni tshi sumbedza mbalo (thaidzo).

There are biscuits in a container.

8 of them are choc chip and

6 of them are almond.

How many biscuits are there in the container?

Hu na mabisikitsi kha tshifaredzi.

A 8 ao ndi choc chip ngeno

a 6 ao e a almond.

Hu na mabisikitsi mangana kha tshifaredzi.

Term 2 Lesson 25

Themo ya 2 Ngudo ya 25

Consolidation

U t̄anganya magudiswa

Draw a bar diagram. Then write the number sentence and solve it.

Olani nyolo. Zwino riwalani fhungombalo ni tandulule thaidzo.

I I have 5 apples.

My friend has 3 more apples than I have.

How many apples does she have?

Ndi na maapula a 5.

Khonani yanga u na manzhi nga a 3 kha anga.

U na maapula mangana?

2 There are 12 children on the playground.

6 of them leave.

How many children remain?

Hu na vhana vha 12 luvhandeni lwa u tambela.

Vha 6 vhavho vha a tuwa.

Ho sala vhana vhangana?

Term 2 Lesson 26

Themo ya 2 Ngudo ya 26

Solving word problems using bar diagrams (2)

U shuma mbalo hu tshi shumiswa tshatidungo (2)

CLASSWORK MUSHUMO WA KILASINI

Draw a bar diagram. Then, write a number sentence and answer.

Olani tshatidungo. Zwino nwalani fhungombalo na phindulo.

- a There were 8 cows in the field.

Some more cows came to the field and joined them.

Now there are 15 cows. How many cows joined them?

Hu na kholomo dza 8 mafuloni.

Dziñwe hafhu kholomo dza 15 dza dzhena dziñweni.

Zwino ho no vha na kholomo dza 15.

Ndi kholomo nngana dze dza dzhena dziñweni?

b There are 42 animals in the farm yard.

24 are cows and

the others are goats.

How many goats are there?

Hu na zwifuwo zwa 42 bulasini.

Zwa 24 ndi kholomo ngeno izwi zwinwe hu mbudzi.

Hu na mbudzi nngana?

HOMEWORK TSHUNWAHAYA

Draw a bar diagram to represent the problem.

Olani tshatidungo ni tshi sumbedza mbalo (thaidzo).

There were 9 children in the bus.

Some more children came and got on.

Now there are 17 children.

How many children came?

Bisini hu na vhana vha 9.

Vhanwe vhana hafhu vha namela.

Zwino hu na vhana vha 17.

Ndi vhana vhangana vhe vha tevhela?

Term 2 Lesson 27

Themo ya 2 Ngudo ya 27

Find the original number using subtraction

Wanani nomboro ya u rangani ni tshi shumisa mutuso

CLASSWORK MUSHUMO WA KILASINI

Draw a bar diagram. Then, write a number sentence and the answer.

Olani tshatidungo. Zwino nwalani fhungombalo na phindulo ya hone.

a Busi had some crayons.

After her cousin gives her 5 more crayons

she has 13 crayons.

How many crayons did she have in the beginning?

Busi o vha e na khirayoni.

Musi muzwala wawe o mu fha dziñwe khirayoni dza 5,

o no vha na khirayoni dza 13.

O vha e na khirayoni nngana u thomani/u rangani?

b There were some taxis in a taxi rank.

14 taxis came and

there are 43 taxis now.

How many taxis were there in the beginning?

Renngeni ya thekhisi hu na thekhisi.

Ha mbo swika thekhisi dza 14 lune zwino ha vha na thekhisi dza 43.

Ho vha hu na thekhisi nngana u thomani?

HOMEWORK TSHUŊWAHAYA

Draw a bar diagram. Then, write a number sentence and the answer.

Olani tshatidungo. Zwino n̄walani fhungombalo na phindulo ya hone.

A group of children is playing together.

If 6 more children join them

there will be 17 children.

How many children were there at the beginning?

Vhana vha khou tamba vhe kha tshigwada.

Arali vha 6 vha swika vha dzhena khavho hu vho ɔo vha na vhana vha 17.

Ho vha hu na vhana vhangana u thomani?

Term 2 Lesson 28

Themo ya 2 Ngudo ya 28

Find the original number using addition

Wanani nomboro ya u rangani ni tshi shumisa mutanganyo

CLASSWORK MUSHUMO WA KILASINI

Draw a bar diagram. Then, write a number sentence and answer.

Olani tshatidungo. Zwino riwalani fhungombalo na phindulo.

a You had some sweets.

After you ate 6 sweets,

you have 14 sweets left.

How many sweets did you have to begin with?

No vha ni na maegere.

Musi no no la maegere a 6,

no salelwa nga maegere a 14.

No vha ni na maegere mangana u thomani?

b There were some children in a park.

After 18 children left,

29 children remained.

How many children were there in the park at the beginning?

Phakhani ho vha hu na vhana.

Musi vhana vha 18 vho no \dot{x} uwa,

ha vho sala vhana vha 29.

Ho vha hu na vhana vhangana phakhani u thomani?

HOMEWORK TSHUNWAHAYA

Draw a bar diagram. Then, write number a sentence and the answer.

Olani tshatidungo. Zwino riwalani fhungombalo na phindulo ya hone.

Norma picked some flowers.

4 of the flowers died.

13 flowers are still fine.

How many flowers did Norma have in the beginning?

Norma o ka maluvha.

Maluvha a 4 o puta.

Maluvha a 13 a tshee avhudi.

Norma o vha e na maluvha mangana u thomani?

Term 2 Lesson 29

Themo ya 2 Ngudo ya 29

Assessment

Ulinga

Term 2 Lesson 30

Themo ya 2 Ngudo ya 30

Consolidation

U ṭanganya magudiswa

Draw a bar diagram. Then, write the number sentence and the answer.
Olani tshatidungo. Zwino riwalani fhungombalo na phindulo.

1 My aunt is 19 years old.

Her brother is 8 years younger than her.

How old is her brother?

Mmane wanga u na minwaha ya 19.

Khaladzi awe ndi muṭuku khae nga minwaha ya 8.

Khaladzi awe u na minwaha mingana?

- 2 A company has some trucks.
If it buys 6 more trucks
it will have 18 trucks.
How many trucks did it have in the beginning?
Khamphani i na maṭiraka.
Arali ya nga renga maṭiraka a 6
i ḡo vha yo no vha na maṭiraka a 18.
Yo vha i na maṭiraka mangana u thomani?

3 You have some bananas.

After you ate 3 bananas

you have 8 bananas left.

How many bananas did you have to begin with?

Ni na miomva.

Musi no no $\underline{\quad}$ a miomva ya 3

no salelwa nga miomva ya 8.

No thoma ni na miomva mingana?

Term 2 Lesson 31

Themo ya 2 Ngudo ya 31

Capacity using non-standard units

Khaphasithi (ngadzo) hu tshi shumiswa yunitshi dzi si dza tshitandadi

CLASSWORK MUSHUMO WA KILASINI

- 1 How many cups of sand do you think will fill up a 2 l bottle?

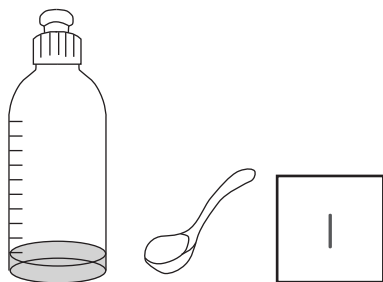
Ndi khaphu nngana dza mutavha dzine na vhona dzi tshi nga gadza boḁelo ḁa 2 l?

- 2 Fill a 2 l bottle with sand and compare your estimation with the answer.

ḁadzani boḁelo ḁa 2 l nga mutavha ni vhambedze nyanganyelo yaḁu na phindulo yaḁu

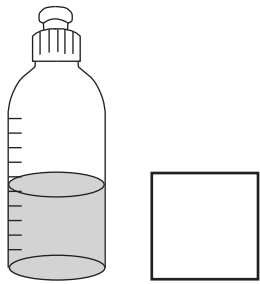
- 3 Draw this bottle in your book.

Olani boḁelo iḁi buguni yaḁu.

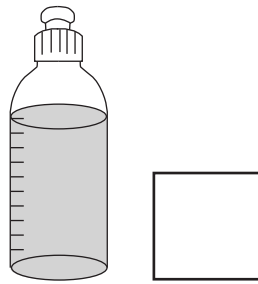


Now draw the following and write how many spoonfuls of water were used:
 Zwino olani zwi tevhelaho ni n'wale uri ho shumiswa lebula dzo d'alaho
 nngana dza maḡi:

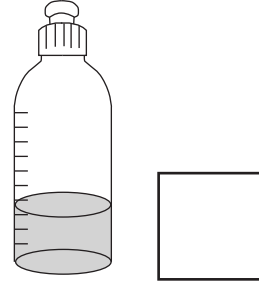
a



b



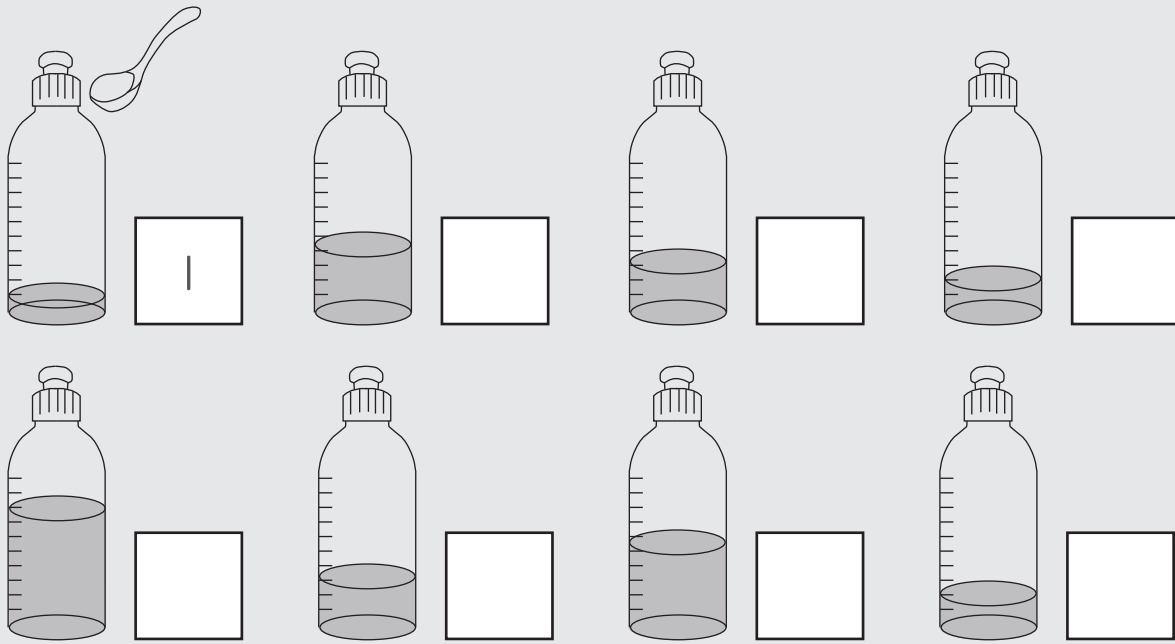
c



HOMEWORK TSHUŊWAHAYA

How many spoons of water/sand are there in each bottle? The first one has one spoon.

Boḡeloni ḡiwe na ḡiwe hu na lebula nngana dza maḡi/muḡavha? Boḡelo ḡa u
 thoma ḡi na lebula nthihi.



Term 2 Lesson 32

Themo ya 2 Ngudo ya 32

The standard unit of capacity

Yuniti dza si dza tshixandadi dza khaphasithi (ngadzo)

CLASSWORK MUSHUMO WA KILASINI

1 How do we write litre in short?

Ri nwalisa hani litha nga u tou pfufhifhadza? _____

2 Use the same containers as for the class activity. Put them in order from the container that holds the most to the container that holds the least.

Shumisani zwifaredzi (midzio) zwi no fana na zwa nyito ya kilasini. Zwi vhekanyeni zwi tshi thoma kha tshifaredzi tshi no fara zwinzhisesa u ya kha tshi no fara zwiukusesa.

3 Draw the following objects:

Olani zwithu zwi tevhelaho:

a Containers that hold less than 1 litre.

Zwifaredzi (midzio) zwi no fara zwiuku kha 1 litha.

- b Containers that hold 1 litre.
Zwifaredzi zwi no fara 1 l̥itha.

- c Containers that hold more than 1 litre.
Zwifaredzi (midzio) zwi no fara zwinzhi kha 1 l̥itha.

- 4 Mom buys 2 litres of milk. There are 3 people in our family. Each of them drinks 1 litre of milk for breakfast every day. Did Mom buy enough milk?
Mma vha renga 2 l̥itha dza mafhi. Hu na vhatu vha 3 afha mudini. Muniwe na munwe wavho u nwa 1 l̥itha ya mafhi nga vhuragane d̥uvha l̥inwe na l̥inwe. Mma vho renga mafhi o linganaho?
-

HOMEWORK TSHUŊWAHAYA

- 1 Draw 3 containers and label them as follows: holds less than 1 litre, holds 1 litre, and holds more than one litre.

Olani zwifaredzi zwa 3 ni zwi ǀebuǀe (ñwale) nga hei ngǀila: tshi fara zwiǀuku kha ǀitha, tshi fara ǀitha, tshi fara zwinzhi kha ǀitha.

- 2 Draw pictures of three items from your kitchen cupboard or fridge and say if it holds more or less or exactly 1 litre.

Olani zwifanyiso zwa zwithu zwiraru zwi re khabodoni kana firidzhini khishini ya haṅu ni bule uri tshi fara zwinzhi kana zwiǀuku kha ǀitha kana zwi no eḡana ǀitha kwakwakwa.

- 3 You have invited 7 friends to your house. Would you buy 1 litre of juice for them to drink and why?

No ramba khonani dzaṅu dza 7 uri dzi ḡe muḡini wa haṅu. Ni nga vha rengela dzhusi ya ǀitha nahone ngani?

Term 2 Lesson 33

Themo ya 2 Ngudo ya 33

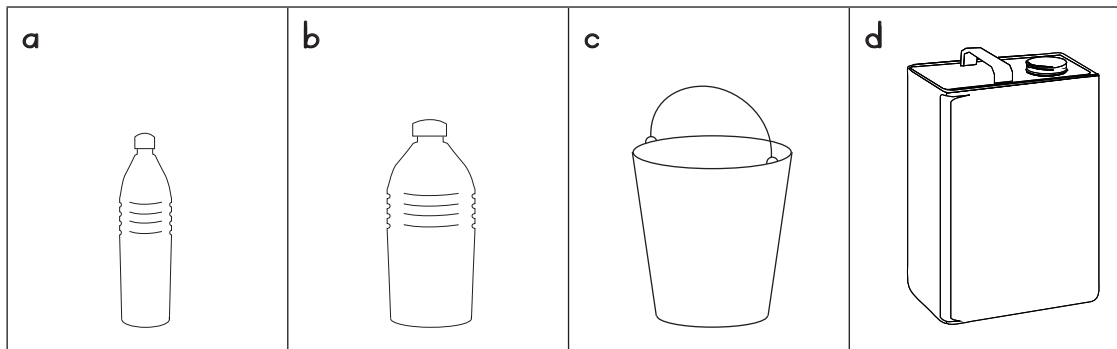
Capacity: addition and subtraction problems

Khaphasithi (ngadzo): mbalo dza mutanganyo na mutuso

CLASSWORK MUSHUMO WA KILASINI

- 1 Estimate about how much water each container can hold.

Anganyelani uri tshifaredzi tshinwe na tshinwe tshi nga fara maḡi mangafhani.



2. Draw five containers with different capacities. Write the capacity of each container under the picture.

Olani zwifaredzi zwiḡanu zwi re na khaphasithi/ngadzo dzo fhambanaho.
Nwalani khaphasithi ya tshifaredzi tshinwe na tshinwe nga fhasi hatsho.

- 3 Mom buys 2 litres of milk and Dad buys another 5 litres. How many litres altogether?

Mma vha renga 2 litha dza mafhi ngeno Baba vho renga mañwe hafhu a 5 litha. Ndi litha nngana dzo țangana dzoțhe?

- 4 Jabu buys two litres of coke and Vusi buys 1 litre of coke. How many litres of coke do they have together?

Jabu u renga litha mbili dza Coke ngeno Vusi o renga Coke ya 1 litha. Vha na litha nngana dza Coke musi dzo țangana dzoțhe?

HOMEWORK TSHUÑWAHAYA

- 1 Write the following amounts from the least to the most and draw pictures of the containers: 2 litres, 5 litres, 4 litres, 1 litre, and 3 litres.

Ñwalani zwivhalo zwi tevhelaho zwi tshi thoma kha zwițukusesa u ya kha zwinzhisesa ni ole zwifanyiso zwa zwifaredzi: 2 litha, 5 litha, 4 litha, 1 litha, na 3 litha.

- 2 Mavuso buys 1 litre of custard and Dad buys another 2 litres. How many litres altogether?

Mavuso o renga 1 litha ya khasițadi ngeno Baba vho renga dziñwe litha dza 2. Hu na litha nngana dzo țangana dzoțhe?

Term 2 Lesson 34

Themo ya 2 Ngudo ya 34

Working with capacity

U shuma na khaphasithi (ndadzo)

CLASSWORK MUSHUMO WA KILASINI

- 1 Write the litre measurements from smallest to biggest: 1 l, 5 l, 3 l, 10 l and 2 l.

Nwalani mielo ya litha ni tshi thoma kha tshukusesa ni tshi ya kha khulwanesesa: 1 l, 5 l, 3 l, 10 l na 2 l.

- 2 Underline the container that would hold the most water:

Talelani tshifaredzi tshine tsha nga fara magi manzhisesa:

- a Swimming pool/Bambelo
- b Bath/Bafu
- c Bucket/Bakete

- 3 Underline the container that would hold the least water:

Talelani tshifaredzi tshine tsha nga fara magi mutukusesa:

- a Bucket/Bakete
- b Cup/Khaphu
- c Teaspoon/Kulebula

- 4 Estimate how many litres are needed to fill:

Anganyelani uri hu tsoea litha nngana kha u dadza:

a A sink/zinki? _____

b A bath/bafu? _____

- c A bucket/bakete? _____
- 5 Jabu has collected 3 l of water from the tap. His mother asked him to collect 10 l. How many more litres must he collect?
 Jabu o nekedzela 3 l ya maḡi bommbini. Mme awe vha ri a nekedzele 10 l.
 U tea uri a engedze nga dziṅwe ḽitha nnga?

HOMEWORK TSHUṅWAHAYA

Draw and label 5 objects that can hold more water than your water bottle.
 Olani na u ḽebuḽa zwithu zwa 5 zwine zwa fara maḡi manzhi u fhira boḡelo ḽaṅu ḽa maḡi?

Term 2 Lesson 35

Themo ya 2 Ngudo ya 35

Consolidation

U t̄anganya magudiswa

- 1 Circle the container that will hold less water.

Tangedzelani tshifaredzi tshine tsha nga fara maḡi maḡuku.



- 2 Draw the following objects:

Olani zwithu zwi tevhelaho:

- a A container that holds 1 litre.

Tshifaredzi tshi no fara 1 ḡitha.

- b A container that holds more than 1 litre.

Tshifaredzi tshi no fara zwi no fhira 1 ḡitha.

- 3 Gogo buys 1 litre of milk and Dad buys another 4 litres. How many litres altogether?

Gugu vha renga 1 litha ya mafhi ngeno Baba vha tshi renga manwe hafhu a 4 litha. Ndi litha nngana dzo tlangana dzothe?

- 4 Can you estimate how many litres are needed to fill:

Ni nga anganyela uri hu todea litha nngana kha u dadza:

a A bucket/bakete? _____

b A sink/zinki? _____

- 5 Musi buys two litres of Fanta and Vusi buys another 2 litres of Fanta. How many litres of Fanta do they have together?

Musi u renga litha mbili dza Fanta ngeno Vusi o renga dziinwe litha dza 2 dza Fanta. Vha na litha nngana dza Fanta muso dzo tlangana dzothe?

Term 2 Lesson 36

Themo ya 2 Ngudo ya 36

Assessment

Ulinga

Term 2 Lesson 37

Themo ya 2 Ngudo ya 37

Standard units of mass

Yuniti dza tshitandadi dza vhuleme

CLASSWORK MUSHUMO WA KILASINI

- 1 Draw the following products with a different mass:

Olani zwibveledzwa zwi tevhelaho zwi re na zwileme zwo fhambanaho:

- a 2 kg rice, 5 kg potatoes, 10 kg mealie meal, 1 kg sugar.

2 kg ya raisi, 5 kg ya madabula, 1 kg ya mugayo/vhukhopfu, 1 kg ya swigiri.

- b Write down the mass of each product.

Nwalani tshileme tsha tshibveledzwa tshinwe na tshinwe.

- 2 Use the pictures from Question 1 to complete the following:

Shumisani zwifanyiso zwi re kha Mbudziso ya 1 kha u fhedzisa zwi tevhelaho:

- a Mom bought mealie meal and rice. What is the total mass of her products?

Mma vho renga mugayo/vhukhopfu na raisi. Tshilemeguṭe tsha zwibveledzwa izwo ndi tshifhio?

- b I bought some rice, sugar and potatoes. What is the total mass of my products?

Ndo renga raisi, swigiri na maḁabula. Tshilemeguṭe tsha zwibveledzwa zwanga ndi tshifhio?

- c Dad bought sugar and mealie meal. What is the total mass of his products?

Baba vho renga swigiri na mugayo/vhukhopfu. Tshilemeguṭe tsha zwibveledzwa zwawe ndi tshifhio?

- d My sister bought mealie meal, sugar and rice. What is the total mass of her products?

Khaladzi/mukomana wanga o renga mugayo, swigiri na raisi. Tshilemeguṭe tsha zwibveledzwa zwawe ndi tshifhio?

HOMEWORK TSHUṆWAHAYA

- 1 Find and draw 3 products with a different mass in your kitchen at home, e.g. flour, sugar, mealie meal. Write the mass next to the picture.

Wanani ni ole zwibveledzwa zwa 3 zwa zwileme zwo fhambanaho khishini ya haṅu, tsumbo, fuḁauru, swigiri, mugayo/vhukhopfu. Nwalani tshileme tsini na tshifanyiso.

2 Complete these sentences, using the products from your kitchen.

Fhedzisani mafhungo aya ni tshi shumisa zwibveledzwa zwi re khishini ya haṅu.

a Mom bought _____ and _____.

Mma vho renga _____ na _____.

The total mass is _____ kg.

Tshivhalogutṣe ndi _____ kg.

b Dad bought _____ and _____.

Baba vho renga _____ na _____.

The total mass is _____.

Tshivhalogutṣe ndi _____ kg.

c I bought _____, _____ and _____.

Ndo renga _____, _____ na _____.

The total mass is _____ kg.

Tshivhalogutṣe ndi _____ kg.

Term 2 Lesson 38

Themo ya 2 Ngudo ya 38


Estimation of mass

Nyanganyelo ya tshileme

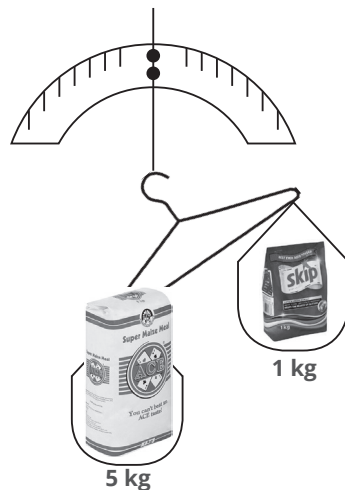
CLASSWORK MUSHUMO WA KILASINI

1 Look at the pictures of balance scales. Circle true or false.

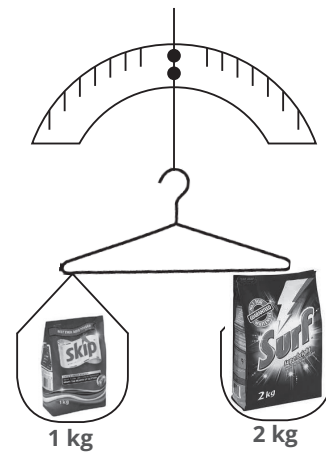
Lavhelesani zwifanyiso zwa zwickalozwilinganyisi, Tangedzelani kha ngoho kana a si ngoho.



true/false
ngoho/a si ngoho



true/false
ngoho/a si ngoho



true/false
ngoho/a si ngoho

2 Draw the arms on the kitchen scales to show the mass of these products:

Olani maṅanga kha tshikalo tsha khishini ni tshi sumbedza tshileme tsha zwibveledzwa zwi tevhelaho:

The image shows three kitchen scales, each with a product on top and a weight label. Below each product is a circular dial with numbers 0 through 9 and tick marks between them, intended for drawing a needle to indicate the weight.

- Scale 1:** A small bag of 'skip' product is on the scale. Below it is a label that reads '1 kg'.
- Scale 2:** A large bag of 'ACE Super Maize Meal' is on the scale. Below it is a label that reads '9 kg'.
- Scale 3:** A bag of 'Surf' product is on the scale. Below it is a label that reads '2 kg'.

HOMEWORK TSHUNWAHAYA

1 Draw a scale balance with a heavier object on the right hand side.

Olani tshikalotshilinganyisi tshi re na tshithu tshi no lemelesa kha tshanda tsha u la.

2 Draw a scale balance with a lighter object on the left hand side.

Olani tshikalotshilinganyisi tshi re na tshithu tshi no leluwesa kha tshanda tsha monde.

3 What can you say about the two drawings that you drew?

Ni nga amba zwifhio nga nyolo mbili dze na ola?

Term 2 Lesson 39

Themo ya 2 Ngudo ya 39

Mass: Addition and subtraction problems

Tshileme: Mbalo dza mutanganyo na mutuso

CLASSWORK MUSHUMO WA KILASINI

- 1 Draw five objects, each with a different mass. Write the mass of each object under the picture.

Olani zwithu zwiṭanu, tshinwe na tshinwe tshi na tshileme tsho fhambanaho. Nwalani tshileme tsha tshinwe na tshinwe tsha izwi zwithu nga fhasi ha tshifanyiso.

- 2 What is the total mass of the objects whose pictures you drew?

Tshilemeguṭe tsha zwithu zwe na ola zwifanyiso zwazwo ndi tshifhio?

_____ kg.

- 3 Jabu buys 2 kg of sugar and Vusi buys 5 kg of sugar. How many kilograms of sugar do they have together?

Jabu u renga 2 kg ya swigiri ngeno Vusi a tshi renga 5 kg ya swigiri. Vha na kilogireme nngana dza swigiri dzo t̄angana dzo t̄he?

- 4 Nomsa's mass is 30 kg. Busi's mass is 24 kg. How many kilograms less is Busi's mass than Nomsa's?

Nomsa u lemela tshileme tsha 30 kg. Tshileme tsha Busi ndi 24 kg. Tshileme tsha Busi tshi fhasi kha tsha Nomsa nga vhugai?

HOMEWORK TSHUŊWAHAYA

Solve the following:

Tandululani zwi tevhelaho:

1 $3 \text{ kg} + 16 \text{ kg} =$ _____

2 $26 \text{ kg} - 13 \text{ kg} =$ _____

- 3 Jack buys 4 kg of bananas. Warona buys 7 kg of bananas. How many kilograms of bananas do they have together?

Jack u renga 4 kg ya miomva, Warona u renga 7 kg ya miomva. Hu na kilogireme nngana dza miomva dzo t̄angana dzo t̄he?

Term 2 Lesson 40

Themo ya 2 Ngudo ya 40

Consolidation

U ṭanganya magudiswa

- 1 Draw the following products each with a different mass:

Olani zwibveledzwa zwi tevhelaho, tshinwe na tshinwe tshi na tshileme tshi sa fani na tsha tshinwe:

3 kg tomatoes, 5 kg bananas, 8kg mangoes, 1 kg potatoes. Write down the mass of each product.

Maṭamaṭisi a 3 kg, miomva ya 5 kg, manngo a 8kg, maḡabula a 1 kg. Nwalani tshileme tsha tshibveledzwa tshinwe na tshinwe.

- 2 Use the pictures from Question 1 to complete the following:

Shumisani zwifanyiso zwi re kha Mbudziso ya 1 kha u fhedzisa zwi tevhelaho:

- a Musi bought bananas and mangoes. What is the total mass of her products?

Musi o renga miomva na manngo. Tshilemeguṭe tsha zwibveledzwa zwe a renga ndi tshifhio?

- b** I bought tomatoes and potatoes. What is the total mass of my products?

Ndo renga maṭamaṭisi na maḡabula. Tshilemeguṭe tsha zwibveledzwa zwe nda renga ndi tshifhio?

- c** Siphso bought mangoes and tomatoes. What is the total mass of his products?

Siphso o renga manngo na maṭamaṭisi. Tshilemeguṭe tsha zwibveledzwa zwe a renga ndi tshifhio?

- 3** Jabu buys 10 kg of mielie meal and Busi buys 7 kg of mielie meal. How many more kilograms does Jabu have than Busi?

Jabu u renga 10 kg ya mugayo/vhukhopfu, Busi u renga 7 kg ya mugayo/vhukhopfu. Jabu u na kiḡogireme nnzhi nngana u fhira Busi?

Term 2 Lesson 41

Themo ya 2 Ngudo ya 41

Assessment

Ulinga

Term 2 Lesson 42

Themo ya 2 Ngudo ya 42

Problem solving (I)

U tandulula thaidzo (u shuma mbalo) (I)

CLASSWORK MUSHUMO WA KILASINI

Add these numbers:

Tanganyani nomboro idzi:

1 Add them in the order in which they are written.

Dzi tanganyeni dzi tshi tevhkana nga ndila ye dza riwalwa ngayo.

2 Add them by writing them in a different order.

Dzi tanganyeni nga u dzi riwala nga thevhkano inwevho.

a $10 + 2 + 4 =$ _____

_____ or/kana _____

b $10 + 6 + 3 =$ _____

_____ or/kana _____

c $11 + 4 + 3 =$ _____

_____ or/kana _____

d $12 + 2 + 3 =$ _____

_____ or/kana _____

e $13 + 3 + 3 =$ _____

_____ or/kana _____

f $12 + 1 + 5 =$ _____

_____ or/kana _____

HOMEWORK TSHUŊWAHAYA

Add these numbers:

Tanganyani nomboro idzi:

1 Add them in the order in which they are written.

Dzi tanganyeni dzi tshi tevhekana nga ngila ye dza nwalwa ngayo.

2 Add them by writing them in a different order.

Dzi tanganyeni nga u dzi nwalwa nga thevhekano inwevho.

a $10 + 2 + 1 =$ _____

_____ or/kana _____

b $12 + 3 + 2 =$ _____

_____ or/kana _____

c $14 + 2 + 2 =$ _____

_____ or/kana _____

d $15 + 3 + 1 =$ _____

_____ or/kana _____

Term 2 Lesson 4.3

Themo ya 2 Ngudo ya 4.3

Problem solving (2)

U tandulula thaidzo (u shuma mbalo) (2)

CLASSWORK MUSHUMO WA KILASINI

1 Add these numbers. Think about how to pair the numbers when you add.

Tanganyani nomboro idzi. Elekanyani nga uri nomboro idzi ni nga dzi phera nga ngila ifhio ni tshi dzi tanganya.

a $15 + 6 + 4 =$ _____

_____ or/kana _____

b $14 + 6 + 7 =$ _____

c $24 + 6 + 9 =$ _____

d $34 + 8 + 2 =$ _____

e $43 + 7 + 4 =$ _____

f $54 + 8 + 2 =$ _____

2 Solve the problem.

Tandululani thaidzo/Shumani mbalo.

There are 18 chickens on the farm.

The farmer buys another 9 and
then another 1 chicken.

How many chickens does the farmer have altogether?

Hu na khuhu dza 18 bulasini.

Rabulasi u renga dziñwe dza 9
na iñwe ya 1 nga murahu.

Rabulasi u na khuhu nngana dzo țangana dzoțhe?

HOMEWORK TSHUNWAHAYA

Solve the questions. Think about how to pair the numbers when you add.

Tandululani mbudziso. Elekanyani nga uri nomboro idzi ni nga dzi phera nga ngila ifhio ni tshi dzi tanganya.

a $13 + 8 + 2 =$ _____

b $15 + 5 + 8 =$ _____

c $24 + 6 + 4 =$ _____

d $47 + 8 + 2 =$ _____

Term 2 Lesson 44

Themo ya 2 Ngudo ya 44

Problem solving (3)

U tandulula thaidzo (u shuma mbalo) (3)

CLASSWORK MUSHUMO WA KILASINI

- 1 Solve the questions. Think about how to pair the numbers when you add.
Tandululani mbudziso. Elekanyani nga uri nomboro idzi ni nga dzi phera nga ngila ifhio ni tshi dzi tanganya.

a $16 + 5 - 4 =$ _____

b $15 + 8 - 4 =$ _____

c $24 + 7 - 5 =$ _____

d $34 + 9 - 6 =$ _____

e $46 + 8 - 5 =$ _____

f $57 + 7 - 6 =$ _____

2 Solve the problem.

Thandululani thaidzo/Shumani mbalo.

There were 19 cars in the parking lot.

5 more cars parked.

Then 4 cars left.

How many cars are left?

Hu na mimodoro ya 19 yo pakiwaho phakhini.

Ha da ha pakiwa minwe ya 5 .

Ya 4 ya tuwa.

Ho sala mimodoro mingana?

HOMEWORK TSHUŊWAHAYA

Solve the questions. Think about how to pair the numbers when you add.

Tandululani mbudziso. Elekanyani nga uri nomboro idzi ni nga dzi phera nga ngila ifhio ni tshi dzi t̄anganya.

a $17 + 4 - 2 =$ _____

b $14 + 7 - 3 =$ _____

c $23 + 8 - 6 =$ _____

d $43 + 9 - 8 =$ _____

Term 2 Lesson 45

Themo ya 2 Ngudo ya 45

Consolidation

U t̄anganya magudiswa

Read the problems below. Solve them using 2 different methods.

Vhalani thaidzo dzi re afho fhasi. Dzi tandululeni ni tshi shumisa ngona dza 2 dzo fhambanaho.

- I I picked 7 apples on Monday.
I picked 3 apples on Tuesday and
5 more apples on Wednesday.
How many apples did I pick altogether?
Ndo fula maapula a 7 nga Musumbuluwo.
Nda fula maapula a 3 nga Lavhuvhili na
manwe maapula a 5 nga Lavhuraru.
Ndo fula maapula mangana o t̄angana othe?

2 There were 14 children swimming in the pool.

7 children arrive and

then another 3 arrive.

How many children are there altogether swimming in the pool?

Hu na vhana vha 14 vhane vha khou bambela bambeloni.

Ha swika vhaṅwe vhana vha 7

vha tovhelwa nga vhaṅwe vha 3.

Hu na vhana vhangana vho ṭangana vhane vha khou bambela bambeloni?

3 Maria has 16 crayons.

Her mom buys her another 5 crayons.

She loses 4 of the crayons.

How many crayons does she have left?

Maria u na khirayoni dza 16.

Mme awe vha mu rengela dziṅwe khirayoni dza 5.

A xedza dza 4 dza khirayoni idzi.

O salelwa nga khirayoni nngana?

- 4 There were 14 children in the classroom.
6 children arrived in the classroom and
then another 3.

How many children are there now?

Hu na vhana vha 14 ki\asini.

Ha swika vhana vha 6 ki\asini

vha tevhelwa nga vha\we vha 3.

Hu na vhana vhangana zwino?

-
- 5 There were 23 cows in the field.
6 more cows arrived in the field and
then another 4.

How many cows are there now?

Ho vha hu na kholomo dza 23 mafuloni.

Ha swika dzi\we kholomo dza 6

dza tevhelwa nga dzi\we dza 4.

Hu na kholomo nngana zwino?

6 There were 12 pigs in the field.

6 more pigs came to the field and
then 5 pigs left.

How many pigs are left in the field?

Hu na nguluvhe dza 12 mudavhini.

Dzinwe dza 6 dza swika afha mudavhini ngeno nguluvhe
dza 5 dzo mbo gli tuwa.

Ho sala nguluvhe nngana mudavhini?

Term 2 Lesson 4b

Themo ya 2 Ngudo ya 4b

Addition using brackets

Mutanganyo hu tshi shumiswa zwitangi

CLASSWORK MUSHUMO WA KILASINI

- 1 Solve the following problems. Remember to start with the brackets.
Tandululani thaidzo dzi tevhelaho. Ni elelwe u thoma nga zwitangi.

a $14 + (7 + 3) =$ _____

b $25 + (3 + 2) =$ _____

c $19 + (2 + 18) =$ _____

d $24 + (17 + 3) =$ _____

e $35 + (14 + 6) =$ _____

f $49 + (8+22) =$ _____

- 2 Use brackets to solve this problem.

Shumisani zwitangi kha u tandulula thaidzo iyi.

There were 16 dogs in the park.

7 more dogs came and

another 3 came later.

How many dogs are there altogether?

Hu na mmbwa dza 16 phakhani.

Ha swika dziñwe mmbwa dza 7

dza tevhelwa nga vhuya nga dziñwe dza 3.

Hu na mmbwa nngana dzo tangana dzothe?

HOMEWORK TSHUŊWAHAYA

Solve the following problems. Remember to solve the brackets first.

Tandululani thaidzo dzi tevhelaho. Ni elelwe u shumisa zwitangi u thoma.

a $15 + (5 + 5) =$ _____

b $19 + (4 + 6) =$ _____

c $27 + (12 + 8) =$ _____

d $37 + (46 + 4) =$ _____

Term 2 Lesson 47

Themo ya 2 Ngudo ya 47

Assessment

Ulinga

Term 2 Lesson 48

Themo ya 2 Ngudo ya 48

Word problems – difference

Mbalo dza maipfi – phambano

CLASSWORK MUSHUMO WA KILASINI

Draw bar diagrams to solve the problems below.

Olani tshatidungo ni tshi tandulula thaidzo dzi re afho fhasi.

- a There are 22 sheep in the field.

There are 6 more sheep in the field than on the truck.

How many sheep are there on the truck?

Hu na nngu dza 22 mafuloni.

Hu na nngu nnzhi nga dza 6 mafuloni u fhira țirakani.

Hu na nngu nngana țirakani?

- b** A dozen pencils costs R45.
This is R15 more expensive than a packet of erasers.
How much is a packet of erasers?
Dauzeni ya penisela i gura R45.
I gura u fhira phakethe ya raba nga R15.
Phakethe ya raba ndi vhugai?

HOMEWORK TSHUNWAHAYA

Draw a bar diagram to solve the problems below.

Olani tshatidungo ni tshi tandulula thaidzo dzi re afho fhasi.

There are 38 girls on the playground.

There are 20 more girls than boys on the playground.

How many boys are there?

Hu na vhasidzana vha 38 luvhandeni lwa u tamba.

Vhasidzana vha re luvhandeni vha fhira vhatukana nga vha 20.

Hu na vhatukana vhangana?

Term 2 Lesson 49

Themo ya 2 Ngudo ya 49

Word problems – comparison

Mbalo dza maipfi – mbambedzo

CLASSWORK MUSHUMO WA KILASINI

Draw bar diagrams to solve the problems below.

Olani tshatidungo ni tshi tandulula thaidzo dzi re afho fhasi.

a There are 29 taxis on the road.

The number of taxis is 10 less than the cars.

How many cars are there?

Hu na thekhisi dza 29 badani.

Nomboro ya thekhisi ndi tshukhu kha ya mimodoro nga 10.

Hu na mimodoro mingana?

- b** A red ribbon is 20 m long.
It is 36 m shorter than a blue ribbon.
How long is the blue ribbon?
Riboni tswuku i na vhulapfu ha 20 m.
Ndi pfufhi kha riboni ya lutombo nga 36 m.
Riboni ya lutombo i na vhulapfu vhungafhani?

HOMEWORK TSHUŊWAHAYA

Draw a bar diagram to solve the problem.

Olani tshatidungo ni tshi tandulula thaidzo iyi.

There are 17 oranges.

There are 30 less oranges than apples.

How many apples are there?

Hu na maswiri a 17.

Maswiri ndi maṭuku kha maapula nga a 30.

Hu na maapula mangana?

Term 2 Lesson 50

Themo ya 2 Ngudo ya 50

Consolidation

U ṭanganya magudiswa

Draw bar diagrams to show the difference.

Olani tshatidungo ni tshi sumbedza phambano.

I There are 18 pigs on the farm.

There are 5 more pigs than goats.

How many goats are there?

Bulasini hu na nguluvhe dza 18.

Nguluvhe dzi fhira mbudzi nga dza 5.

Hu na mbudzi nngana?

- 2 There are 25 books on the shelf.
There are 10 more books than magazines.
How many magazines are there?
Hu na bugu dza 25 kha shelefu.
Bugu dzi fhira mimagazini nga dza 10.
Hu na mimagazini mingana?
-

- 3 There are 30 plates on the table.
There are 16 less plates than spoons on the table.
How many spoons are there?
Hu na phuleithi dza 30 tafulani.
Phuleithi ndi thukhu kha lebula nga dza 16 afho tafulani.
Hu na lebula nngana?
-

4 Mealie Meal costs R20.

Mealie meal is R15 cheaper than Rama.

How much is Rama?

Mugayo/vhukhupfu ndi R20.

Mugayo wo tshipa u fhira Rama nga R15.

Rama ndi vhugai?

Printed tens (lesson 1 and other)

Mahumi o gandise waho (ngudo ya 1 na inwe)

